



siteco



# Quick Start Guide



Mobile device for SITECO iQ app

# Get started with the SITECO iQ app via Mobile Device – easy and fast.

## Configure

With the Mobile Device 5EA6ABR01, you can configure your Desk-Remote luminaires via iQ app without opening the packaging.

The Mobile Device is a portable UHF reader with an RFID chip for contactless data exchange. It can connect to any cell phone via Bluetooth, and the app handles the connection process automatically. You just need to ensure to charge the Mobile Device before use (charging time: 2 hours).



### Contents of the packaging for the Mobile Device:

- Wristband
- Charging cable USB-A to USB-C
- Power adapter
- RFID device with battery

### Important instructions – read before use:

The charging time is 2 hours.

The charging status is indicated by the power LED (red or green) and the Bluetooth status LED (blue):

#### Power-LED:

- LED solid red: device is charging
- LED solid green: device is charged

#### Bluetooth status LED:

- LED is off: Bluetooth connection is not paired
- LED is on (blue): Bluetooth connection is paired
- LED solid blue: battery capacity is above 20 %
- LED flashing blue: Battery capacity is lower than 20 %



The SITECO iQ app is available on the Apple Store and Google Play Store.



# Get started with the SITECO iQ app via Mobile Device – first steps.

## Prepare

Ensure that the Mobile Device is charged and the Bluetooth connection to the phone has been established via the iQ app.

Please position the device on the designated points of the packaging. Alternatively, you can also place it at a maximum distance of 20 cm from the luminaire's RFID receiver.

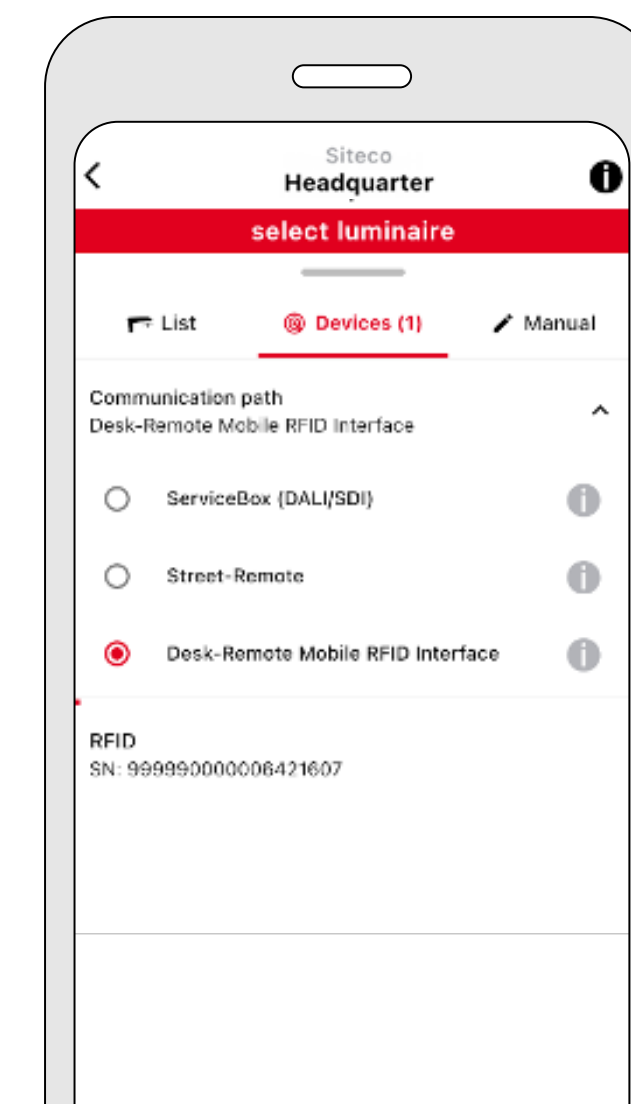
Press and hold the power button on the Mobile Device until you hear a beep. When the device is active, the LED labeled WORK will flash.

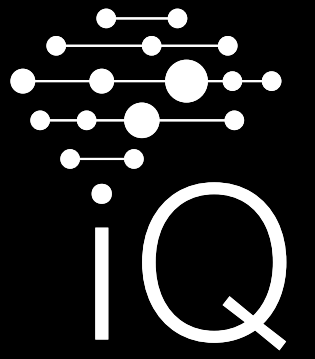


## Getting started

Now select “Desk remote” as the transmission path in the iQ app. The iQ app will automatically connect to the active Mobile Device and display the serial number of the luminaire to be configured. Configure the luminaire as required. After successful transmission, the connection to the Mobile Device is automatically disconnected.

Future updates of the iQ app will include the display of the battery status for the Mobile Device directly within the app. This allows you to easily check the device's charging level at any time, clearly visible via battery level indicator and percentage display. Until then, please monitor the blue Bluetooth status LED to determine the battery status of the device.





# Fancy more iQ?

For more information about the potential of our SITECO iQ app and other useful tips and tricks, please visit our website:

[www.siteco.com/iq/iqapp](http://www.siteco.com/iq/iqapp)



## Contact.

### Siteco GmbH

Georg-Simon-Ohm-Str. 50

83301 Traunreut, Germany

Tel. +49 8669-33-0

[info@siteco.com](mailto:info@siteco.com)

[siteco.com](http://siteco.com)

