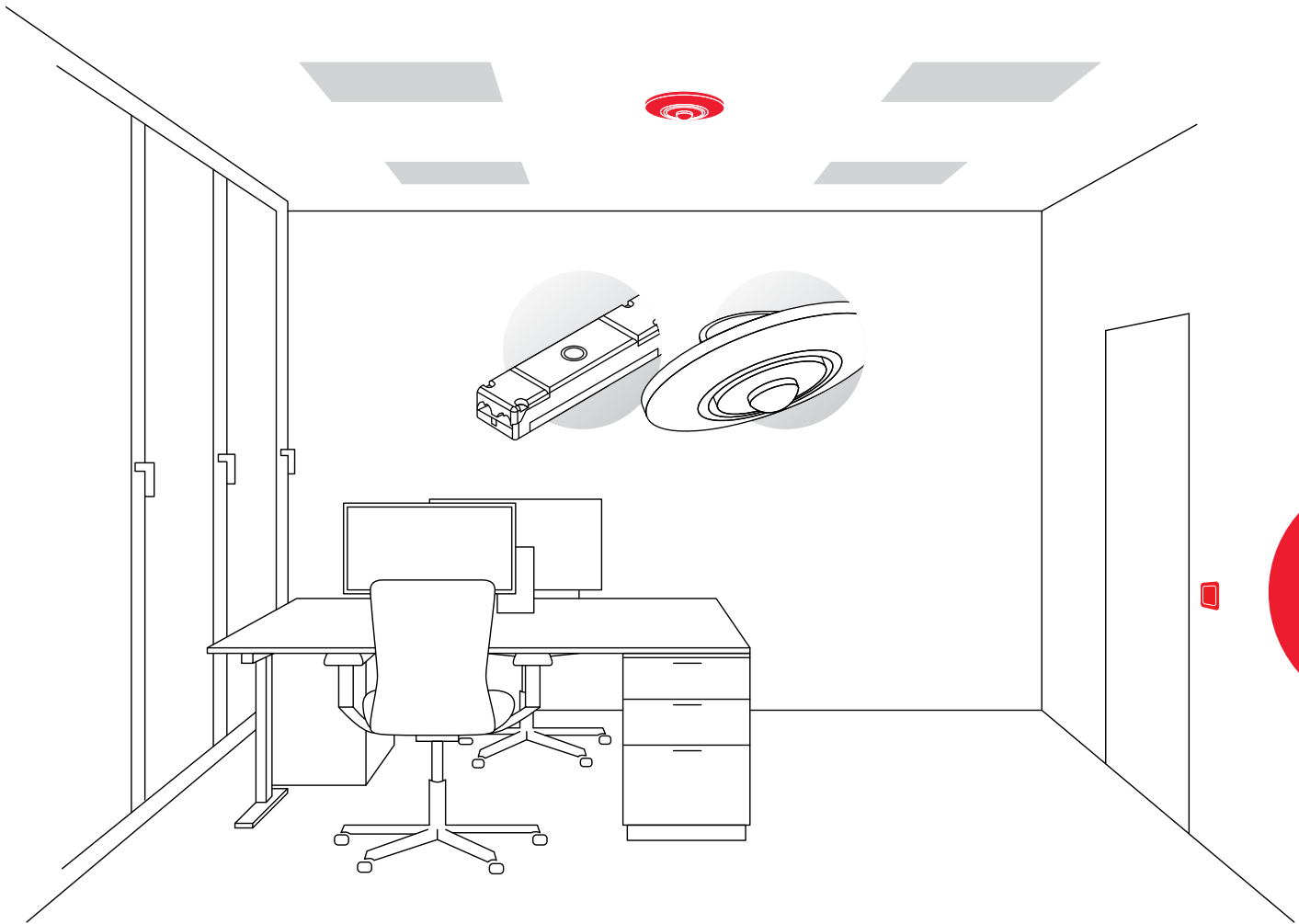


siteco

Save
up to **70%**
in energy cost
immediately



Control your lighting with SITECO Connect 31 Office.

Professional
plug & play
lighting solutions

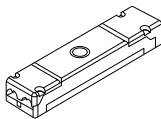
Individual room refurbishment of office and ancillary spaces.

Refurbishment example for an office space



Payback period
(luminaires + Connect 31 Office)
< two years

A Controller



Autonomous, local control system

- Full intelligence in the controller without master components
- Simple commissioning without programming knowledge
- Integrated DALI power supply

B Sensor

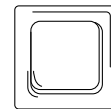


Control via motion and daylight

- Needs-based, intelligent light
- Energy savings up to 70%*
- Accelerated amortization

* Savings depend on structural conditions and usage behavior

C Standard push button




Control ON / OFF/ dimming

- Individual brightness adjustment
- User can intervene manually at all times

Individual components

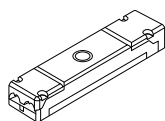
	Order number
SC 31 Office Controller	5LZ935100A
SC 31 Office Sensor	5LZ935202A
SC 31 Cable strain relief	5LZ935400A

Refurbishment example for a meeting room



Payback period
(luminaires + Connect 31 Office)
< two years

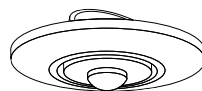
A Controller



Autonomous, local control system

- Full intelligence in the controller without master components
- Simple commissioning without programming knowledge
- Integrated DALI power supply

B Sensor

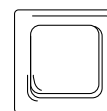


Control via motion and daylight

- Needs-based, intelligent light
- Energy savings up to 47%*
- Accelerated amortization

* Savings depend on structural conditions and usage behavior

C Standard push button



Control ON / OFF / dimming

- Individual brightness adjustment
- User can intervene manually at all times

Individual components

Order number

SC 31 Office Controller

5LZ935100A

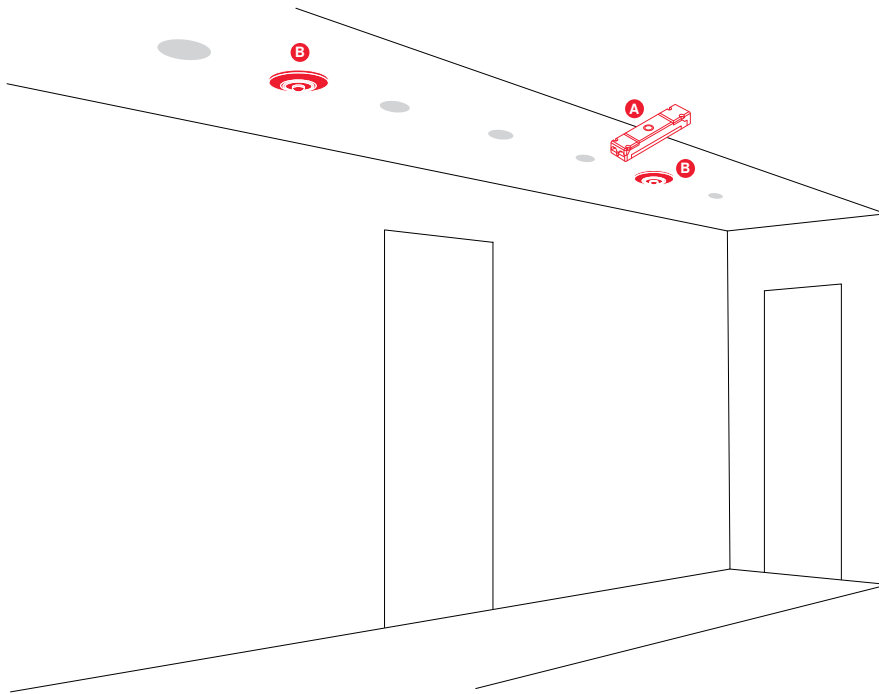
SC 31 Office Sensor

5LZ935202A

SC 31 Cable strain relief

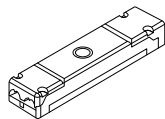
5LZ935400A

Refurbishment example for traffic and ancillary areas



Payback period
(luminares + Connect 31 Office)
< two and a half years

A Controller



Autonomous, local control system

- Full intelligence in the controller without master components
- Simple commissioning without programming knowledge
- Integrated DALI power supply

B Sensor



Control via motion and daylight

- Needs-based, intelligent light
- Energy savings up to 85%*
- Accelerated amortization

* Savings depend on structural conditions and usage behavior

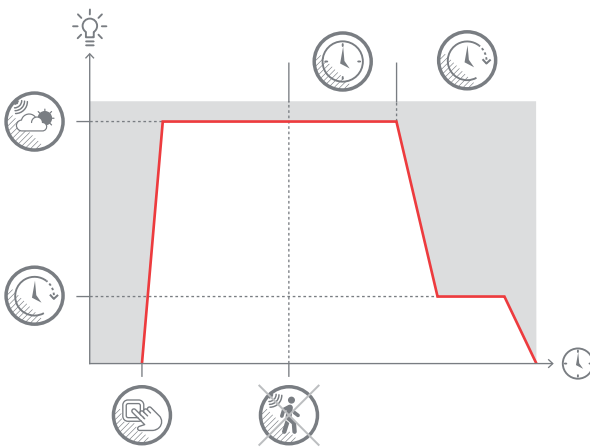
Individual components

	Order number
SC 31 Office Controller	5LZ935100A
SC 31 Office Sensor	5LZ935202A
SC 31 Cable strain relief	5LZ935400A

Application example


SITECO Connect 31 Office and Silica 21

In this solution for a meeting room, the luminaires are switched on using a push button to activate the daylight-control function. Motion detection senses when people leave the room, after which a preset timer starts and the luminaires switch into standby mode; five minutes later, the luminaires turn off completely.



Components used:

2 × Silica 21	51MX23DC4AB
1 × Silica 21, sensor module PC3-S	59MX2CD000BA
1 × SITECO Connect 31 Office	5LZ935100A



Settings used for this project:



Preset shut-off time
of ten minutes



Daylight control



Standby function

(factory setting: five minutes, 10% dimming)

Semi-automatic



Motion detection

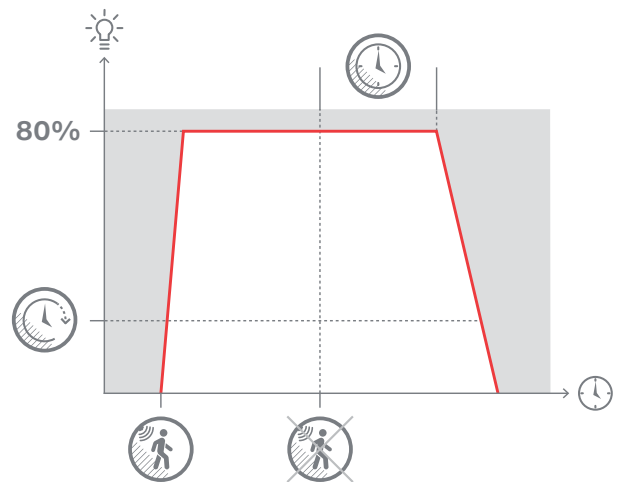


Push-button control

Application example SITECO Connect 31 Office and Silica 21





In this open-space solution, the luminaires turn on automatically when motion is detected. When the space is no longer in use, the luminaires turn off after the preset shut-off time expires.




Components used:

3 x Silica 21	51MX32DC4DS
2 x Silica 21, sensor module PC3-S	59MX2CW000SA
1 x SITECO Connect 31 Office	5LZ935100A

Settings used for this project:

-  Preset shut-off time of five minutes
-  Daylight-control function deactivated

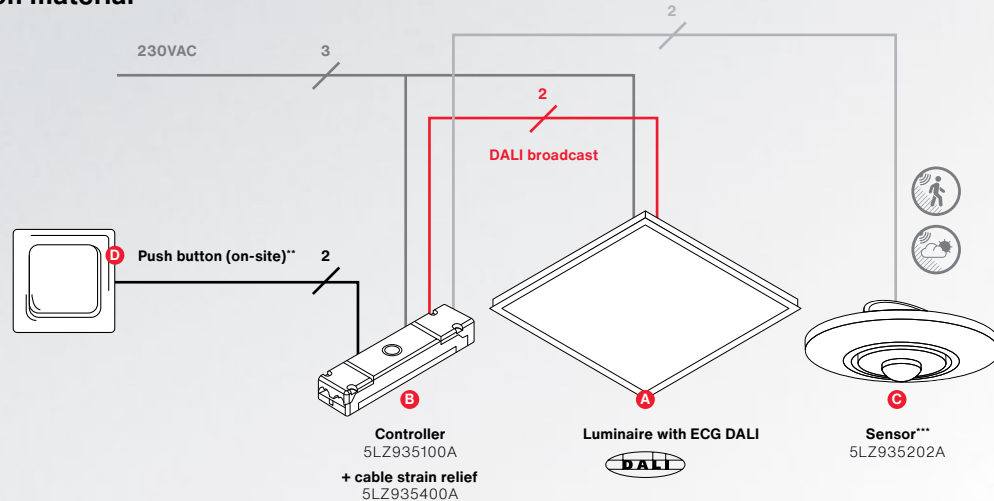
Fully automatic

-  Motion detection

Fast. Simple. Expandable.

Thanks to the perfectly matched components in professional quality, there are no problems with selection or compatibility. All products are easy to expand and can be put into operation in no time.

Easy mounting with standard installation material



Number of components in system configuration

Controller B	1		
Sensor*** C	0	1	2
Luminaire with ECG DALI* A	≤ 30	≤ 30	≤ 30
Push button** (on-site) D	≤ 3	≤ 3	≤ 3

Sensor range

Mounting height	Radial	Tangential	Presence
h = 2.5 m	Diameter 2.0 m	Diameter 5.0 m	Diameter 2.0 m
h = 3.0 m	Diameter 2.4 m	Diameter 6.0 m	Diameter 2.4 m
h = 3.5 m	Diameter 2.8 m	Diameter 7.0 m	Diameter 2.8 m

* Power + DALI: maximum total cable length 300 m (when laid with standard cable – e.g., NYM-J 5G 1.5 mm²)

** On-site push button: maximum total cable length 50 m (when laid with, e.g., NYM-J 5G 1.5 mm²)

*** Sensor: maximum cable length 300 m

The above illustration is only an example of a circuit diagram for a light management system. For specific applications, individual planning (in particular for cable and circuit dimensioning, types of cables, fire barriers, routing, etc.) by qualified personnel is essential. Siteco GmbH assumes no liability for the correctness of the above representation.

More questions?

QR codes on packaging and products take you directly to important and helpful information: technical data, instructions and application examples.



Contact.

Siteco GmbH

Georg-Simon-Ohm-Str. 50
83301 Traunreut, Germany
Tel. +49 8669 330
info@siteco.com

siteco.com