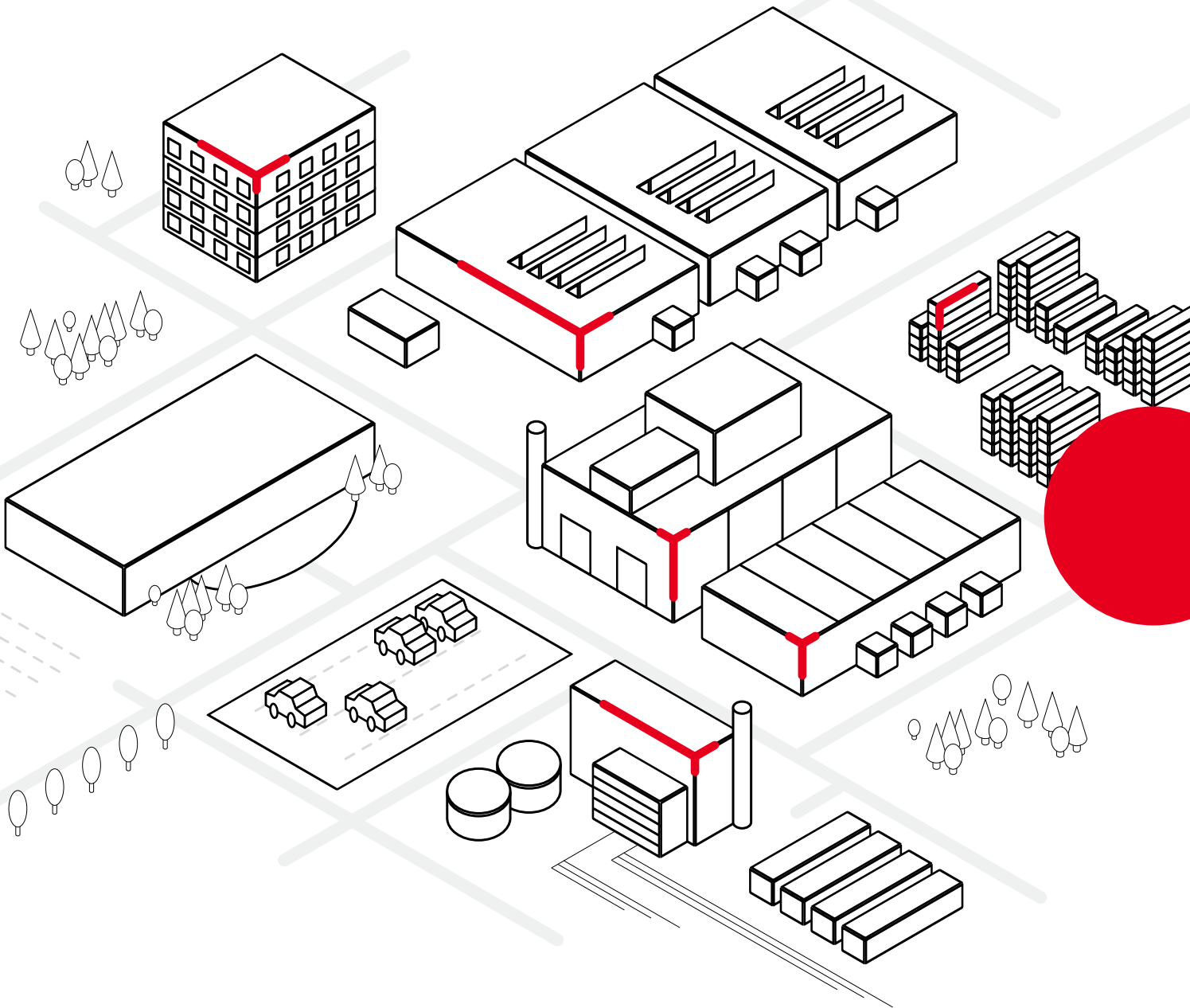


siteco




Lighting solutions for the entire site

SITECO is your partner when it comes to customized refurbishment solutions.

Future. Light.

SITECO is your partner
for refurbishment solutions
for the entire site.

160 years of lighting technology – Made in Germany.



1862

Siemens & Halske AG founded

SIEMENS

1971

First 3.5 kw floodlights used at the Munich Olympic Games

1982

First HCL solution using a daylight system

1882

First road luminaire in Berlin

1962

100 years of Siemens lighting and first lighting test road

1980

First louvre luminaire for VDU workstations

1987

First secondary system as a basis for successful MirrorTec concept




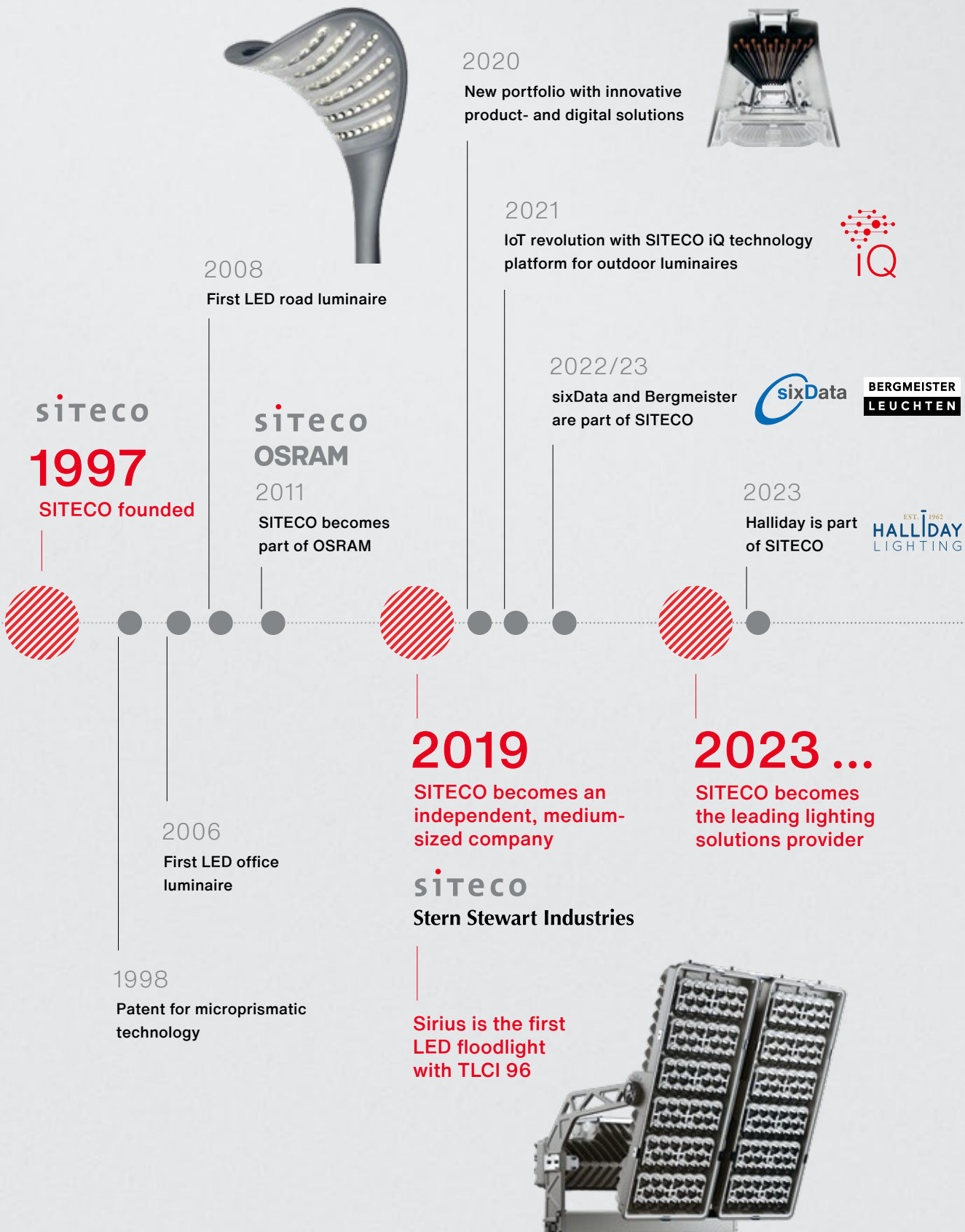
1975

First trunking system

1949

Production relocated to Traunreut





Why refurbish lighting?

Refurbishing saves 80 % on costs and energy.

Whether production hall, office or outdoor area. Refurbishing the existing lighting saves up to 80 % on energy and costs.

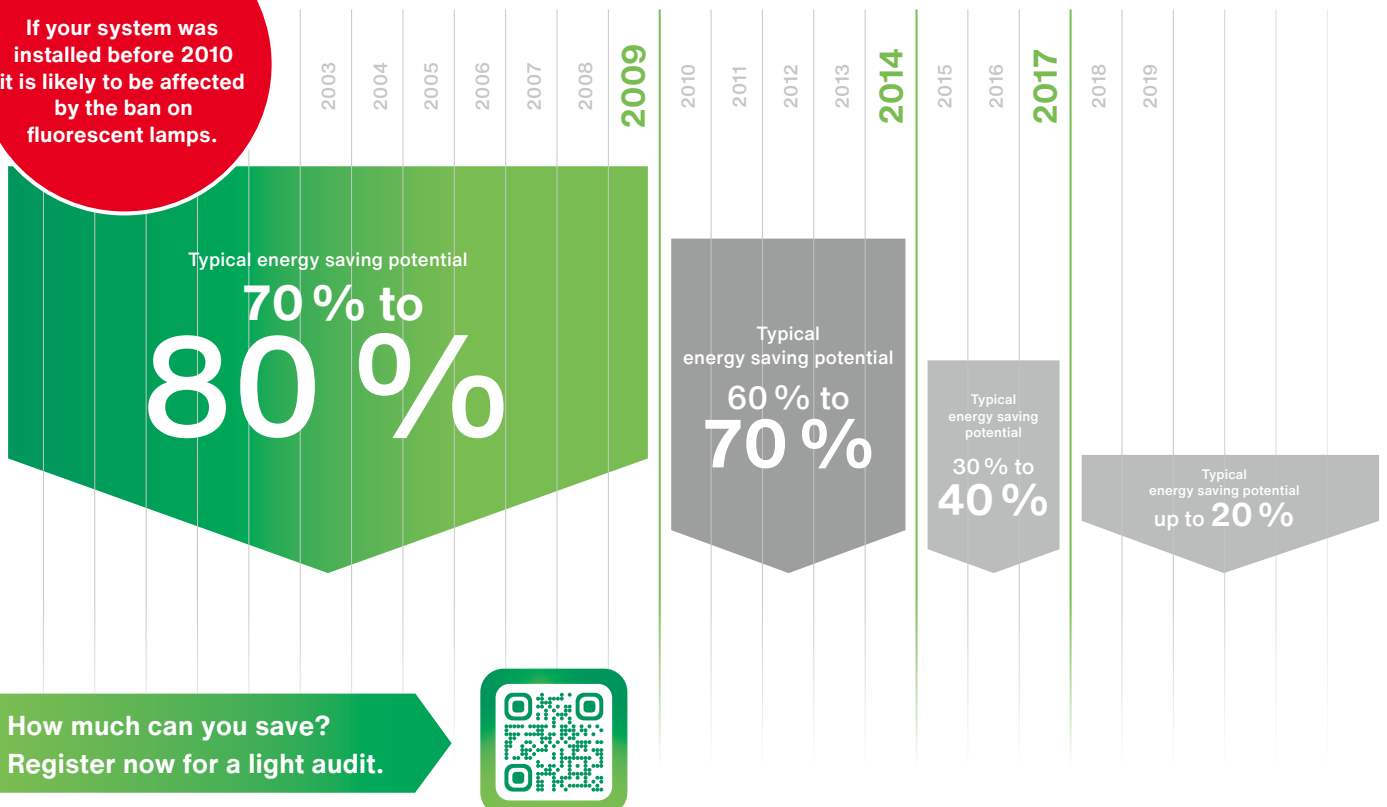
Even with existing LED systems that are only a few years old, innovative lighting technology and intelligent control options can reduce energy and costs by 40 % to 60 %.

How much energy can you save, depending on the age of the existing lighting system?

Attention!

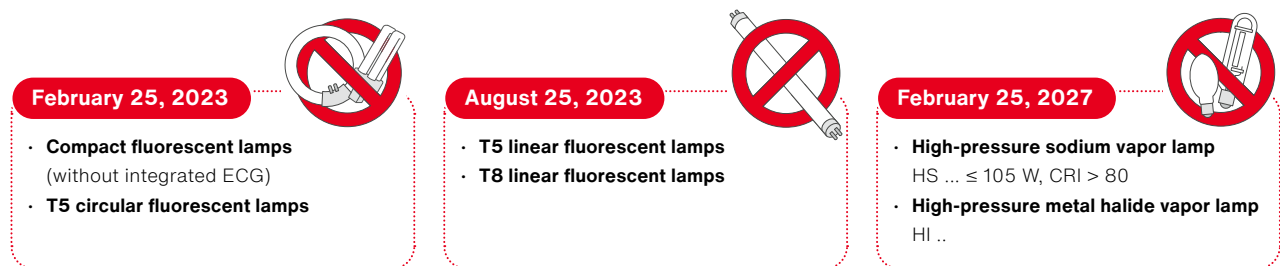
If your system was installed before 2010 it is likely to be affected by the ban on fluorescent lamps.

Year of installation of the lighting system:



Refurbishment is necessary due to the ban on lamps.

Almost all conventional lighting systems are operated with lamps that are no longer allowed to be sold in the EU. The majority of conventional lamps are no longer available.



According to EU Directive 2011/65/EU on the restriction of the use of certain hazardous substances in electrical and electronic equipment (RoHS), Annex III, the placing on the market of these lamps is prohibited in the EU after this date.

Refurbishment is subsidized by the state.

Investments in climate-friendly lighting are supported with attractive subsidies: Public programs support efficient indoor lighting in companies with a 15 % subsidy. Municipalities receive funding of up to 40 % for efficient indoor lighting and up to 55 % for efficient outdoor lighting.

SITECO solutions ideally meet the eligibility requirements.

Government funding for efficient buildings (example)

15 %
subsidy

Minimum technical requirements for the funding program for efficient buildings

System luminous efficacy with LED continuous row luminaires at least 140 lm/W, otherwise 120 lm/W

Luminous flux maintenance of LED luminaires > L80 / 50,000 h

SITECO lighting solutions

✓ up to > 200 lm/W

✓ up to L85 / 100,000 h

General conditions:

- Optimization, refurbishment or new installation of lighting systems in existing buildings
- Investment volume of at least €2,000, maximum €5 million

Eligible expenses:

- Complete luminaire replacement: new lighting system including installation and dismantling of old system
- Control and regulation technology, e.g. our intelligent SITECO Connect light management system
- Required ancillary work and components, e.g. lighting design

Further
details can
be found here



Refurbishing is **teamwork.**


How much work can we take off your hands?

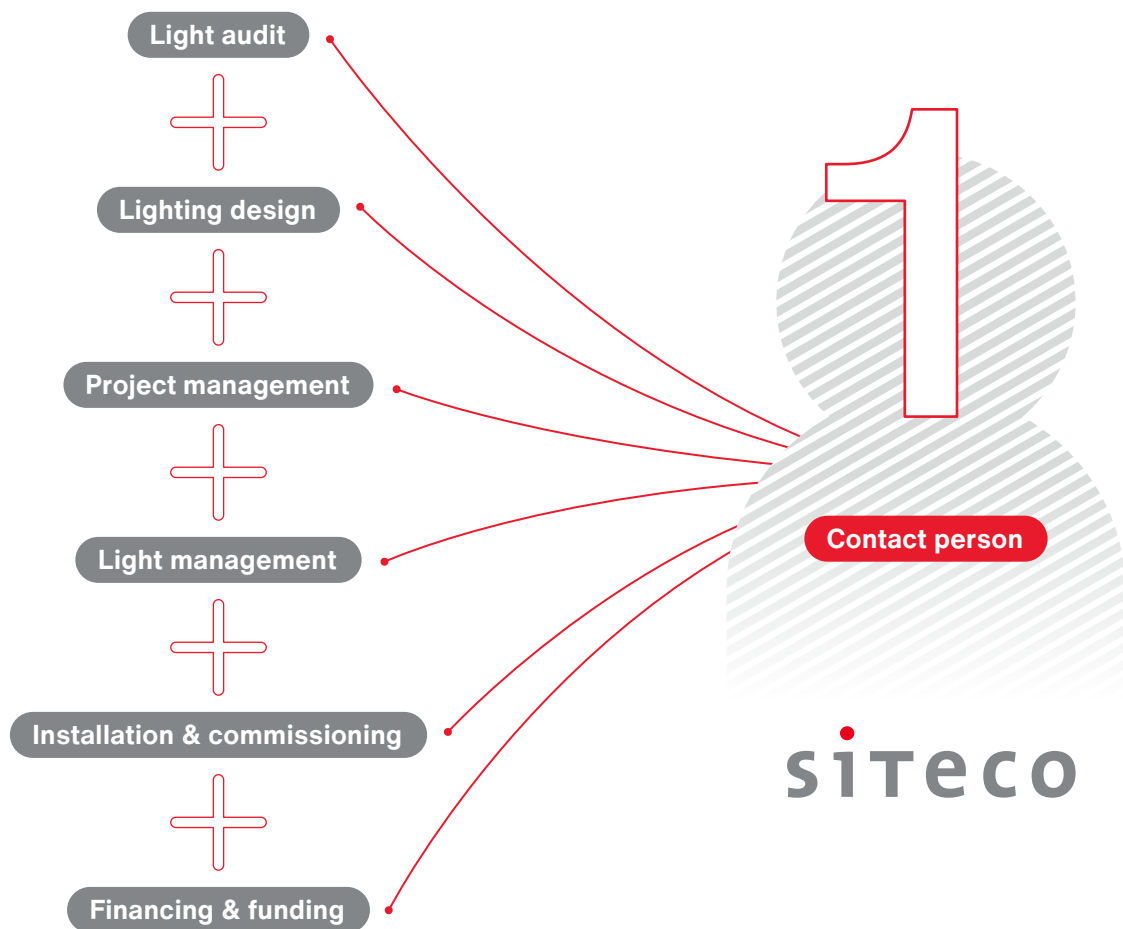
Too many projects to handle? No staff to do the installation? Or do you need someone to support you in your project? Then let's work together.

We are your partner when it comes to lighting solutions. Regardless of whether you are a wholesaler, planner or end customer. Our specialists will support you throughout your entire project. From review, assessing the savings potential and planning the refurbishment solution to funding and financing through to installation and commissioning.

What does our project management do for you?

- Support the project on site
- Coordinate and monitor the project
- Install and approve lighting systems
- Assign and coordinate partner companies
- Optimize and conclude contracts
- Organize tests and measurements
- Document the project





Our service is modular. You choose how we can support you.

We have trained specialists with many years of experience in the electrical industry for each service module. And if required, our professional project managers will manage your project for you.

You will have a reliable contact person who will coordinate all steps. So that everything happens at the right time. So that all partners are ideally integrated. For the entire project. At any time.

⊕ Light audit

A single appointment – many insights.

Where is the greatest potential? Where is a specific need for action?

Our experts record the entire inventory on site. Room by room, hall by hall. From the lighting to the electrical sub-distribution, we create transparency. On this basis, we then develop possible scenarios for the new lighting, tailored to the individual needs and specific requirements of the customer.

We take a look at the existing lighting system and clarify the individual requirements for the new system on site.

- Analysis of system condition and refurbishment requirements
- Operating costs and CO₂ savings
- Investment and payback



Full transparency.

How much cost can be saved?

And how much CO₂?

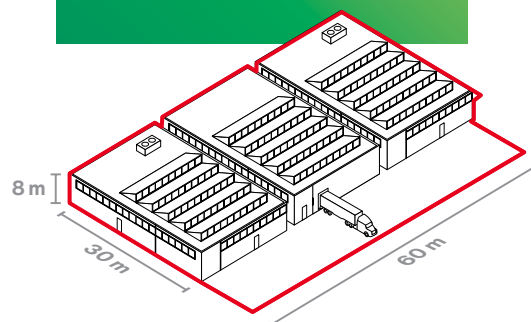
Our experts inspect the lighting system and transparently show you how the system can be made state of the art.

You'll also learn how quick the payback is: refurbishment projects often pay for themselves in less than two years. This has been our experience from numerous cases.

54t
CO₂
saved each year

Reduction of
operating costs by

75 %



Because it pays off.

Calculation example for a new lighting system

	old installation	new installation	
Luminaire type	4 × 58 W, ECG	Licross, 9,000 lm	
Number of luminaires	153	162	
Energy consumption per year in kWh	138,753	37,066	-73 %
Reduction in energy consumption per year in kWh		-101,687	
CO₂ emissions per year in t	59.2	15.8	-74 %
Reduction in CO₂ emissions per year in t		-43.4	
Operating costs per year in €	42,624	10,771	-75 %
Savings per year in €		-31,853	
Costs for lighting and installation in €		Payback: 60,129	
Investment minus 15 % in efficient buildings subsidy in €		1.5 years	51,110
Investment as monthly installment over 5 years in €		from day 1	1,202

Calculation based on energy price of 26 cents / kWh.

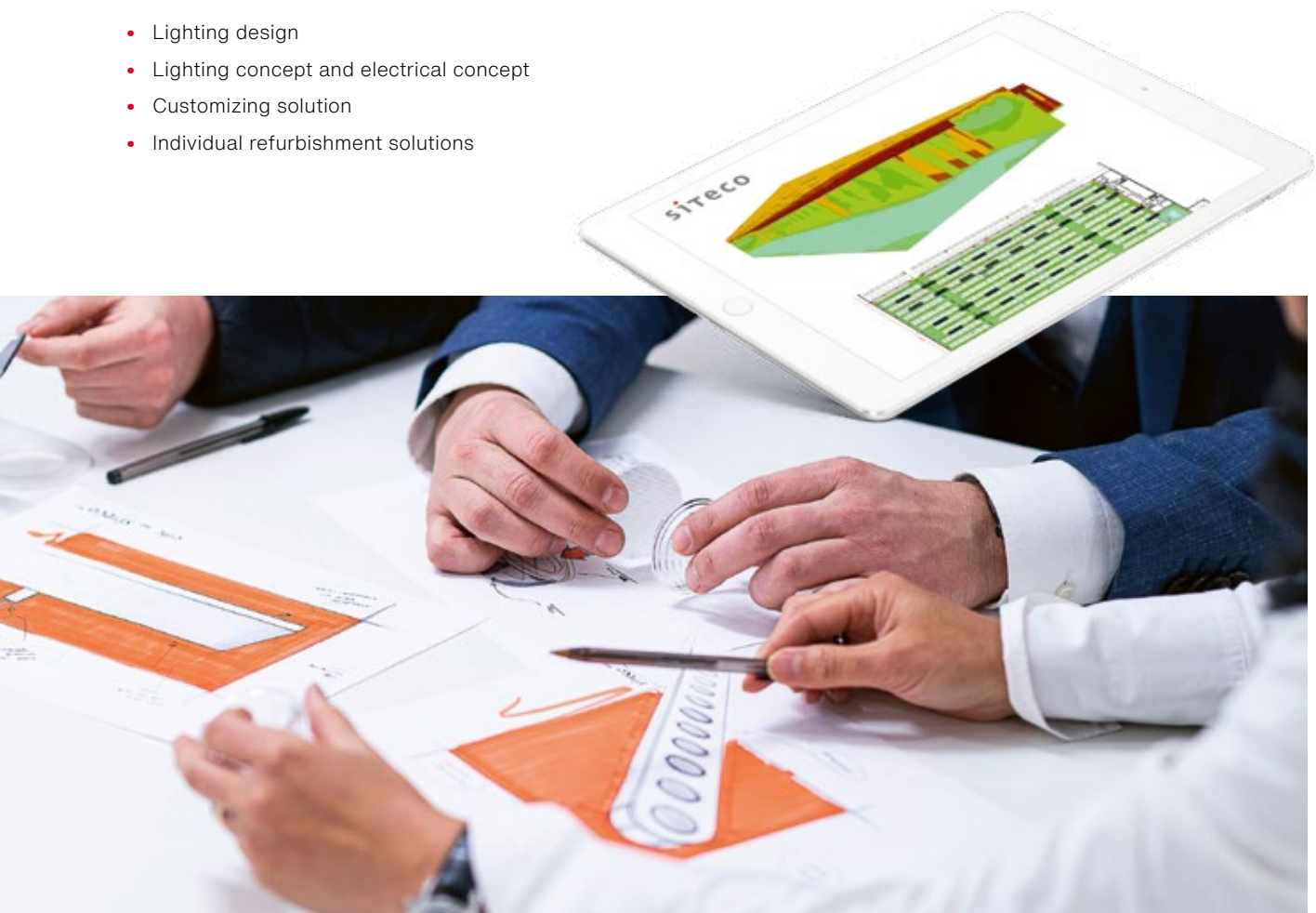
⊕ Individual lighting solution

Lighting concept and electrical concept: The solution in concrete terms.

Our experts show you what is already possible today. Not in theory, but directly at your location. We transform your ideas into technical solutions for you, along with the functional and design requirements. To achieve this we work hand in hand with architects, lighting designers, electrical planners and installation companies. To enable you to make the best decision, we bring the planning process to life by using state-of-the-art visualization.

We develop a lighting concept or customized solution tailored precisely to your needs – enabling you to benefit from outstanding and sustainable lighting and control technology.

- Lighting design
- Lighting concept and electrical concept
- Customizing solution
- Individual refurbishment solutions





Customization: Refurbishing existing systems requires custom solutions.

When all catalog options are exhausted, our customization process begins. Developing individual customer solutions is our daily bread and butter. Our refurbishment kits can be adapted to any situation, be it suspended drywall ceilings, metal panel ceilings or system ceilings.

Refurbishment is carried out with minimal effort: In most cases, existing housings and cables can be used, eliminating the need for complex drywall and cabling work. Thus, the installation can be carried out during running operation.

Everything is possible. Simply contact us.

1

Modification of standard luminaires

- Customizing housing dimensions, colors and mounting accessories – for optimal integration into existing ceiling systems
- Changing the light color and color rendering

2

Modular kit systems

- Versatile, combinable systems for your project solution
- Modular SITECO optic platforms as the basis for your custom luminaire

3

Development of special luminaires

- Concept development and project management
- Construction planning and special luminaire construction with an experienced development team



+ Installation and commissioning

Are you looking for a partner for installation and commissioning?

SITECO is a partner of the wholesale. We are on hand to support electrical installation companies if, for example, there are bottlenecks during installation and commissioning.

We will help you to ensure that the lighting system is up and running on time.

As the client, you have a dedicated contact person for the complete duration of the project, who takes care of everything both on site and behind the scenes, fulfills your wishes and takes care of all warranty issues. And who also networks and coordinates all involved parties: we work with reliable partner companies from our network. Or with partners of your choice.

Our installation and commissioning services:

- Complete dismantling and disposal of the old lighting system
- Professional mounting and installation of luminaires and light management systems
- Commissioning of the lighting system
- Commissioning and coordination of partner companies
- Reliable: everything from a single source
- Networked: all partners optimally coordinated
- Promised: our wealth of experience is your advantage



+ Financing and funding

Your customer doesn't
have a budget?
We'll take care of funding
and financing.

Those investing in climate-friendly lighting receive subsidies. You can get over 50 % from the government for efficient indoor and outdoor lighting.

SITECO knows. We help you select the optimal funding. We work with you to calculate subsidies and financing, and we also assist with the application.

Financing instead of own funds.

We would like to show you how this works. Because it can be done – simply by spreading the investment for the new lighting over several years. It then often sustains itself, because more operating costs are saved from day one than are incurred in monthly installments. We will gladly do the calculations for you and your project.

Our individual financing solutions let you save from day one.

The terms are flexible and depend entirely on your needs. We also prepare efficiency certificates that verify at least 50 % CO₂ savings for funding applications.

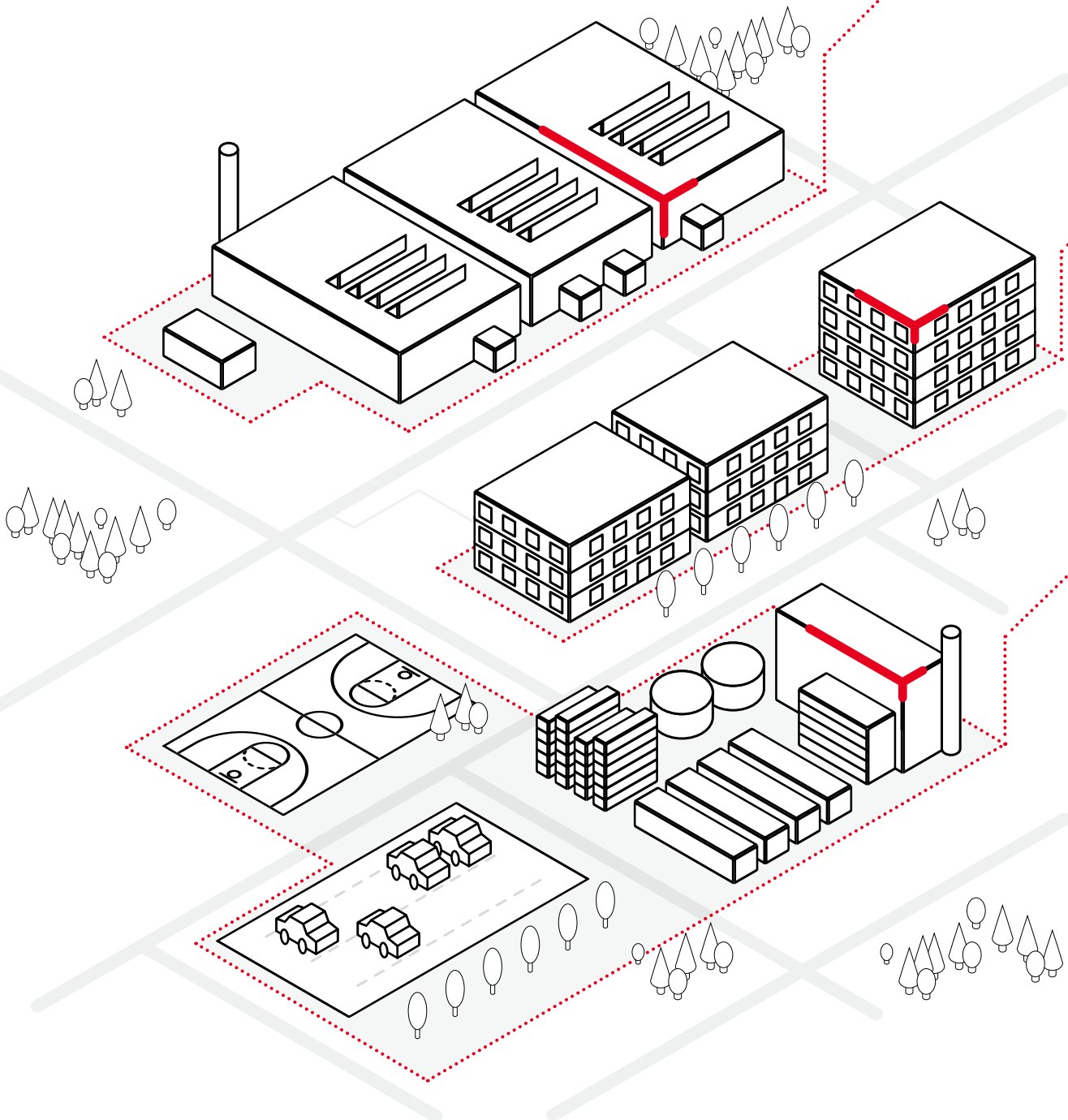
- Funding advice
- Financing

The direct
path to
**funding
advice.**



We have solutions for the entire site.

**A portfolio for all areas of application –
from production and logistics to the factory roads.**



Production & logistics

Trunking systems	→ Page 26
Damp-proof luminaires	→ Page 44
Highbay luminaires	→ Page 56
Clean room luminaires	→ Page 76
Explosion-proof luminaires	→ Page 82

Office

Office lighting families	→ Page 88
Downlights	→ Page 116
Track spotlights	→ Page 128
Wall & ceiling luminaires	→ Page 130
Batten luminaires	→ Page 142

Outdoor areas

Projectors and floodlights	→ Page 150
Streetlights	→ Page 164
Pathway luminaires	→ Page 178
Design luminaires by Bergmeister	→ Page 192

Light management systems

Control for indoor luminaires	→ Page 200
Control for outdoor luminaires	→ Page 204

ontents Content

ontents Content

nts Contents Co

ontents Content

ontents Content

nts Contents Co

ontents Content

ontents Content

nts Contents Co

ontents Content

Production & logistics

Trunking systems



Licross 11 / 21
→ S. 26



Modario 31
→ S. 36



DUS 31
→ S. 40



Refurbishment luminaire insert 31
→ S. 42

Damp-proof luminaires



Monsun 11
→ S. 44



Monsun 21
→ S. 46



Monsun 21 Eco
→ S. 48



Monsun 31 Tube
→ S. 50



Monsun 31
→ S. 52



Powerbrik
→ S. 54

Highbay luminaires



Highbay 11 Xtreme
→ S. 56



Highbay 11
→ S. 60



Highbay 21
→ S. 64



Highbay 31
→ S. 68



Highbay 42
→ S. 72



Sport 31
→ S. 74

Clean room luminaires



Mira 11 / 21
→ S. 76

Explosion-proof luminaires



Monsun Ex
→ S. 82

Office

Office lighting families



Silica 21
→ S. 88



Silica 21 Ring
→ S. 96




Silica 11 Floor
→ S. 100



Silica 21 Floor R
→ S. 102



Silica 31 Floor
→ S. 104



Vega 11
→ S. 106



Apollon 21 / 31 / 41
→ S. 108



Apollon 31 Surface
→ S. 113

Downlights



Lunis 21
→ S. 116



Lunis 31
→ S. 120

Downlights



Lunis 41
→ S. 124

Track spotlights



Spot 31
→ S. 128

Wall and ceiling luminaires



Round 21
→ S. 130



Round 31
→ S. 132



Rondel 21
→ S. 134



Rondel 31
→ S. 136



Rondel 41
→ S. 140

Batten luminaires



Ecopack 31
→ S. 142



Batten 41
→ S. 144

Outdoor areas


Projectors and floodlights



Floodlight FL 11
→ S. 150



Floodlight FL 21 iQ
→ S. 154



SiCompact 31
→ S. 158

Streetlights



Streetlight SL 11 iQ
→ S. 164



Streetlight SL 21 iQ
→ S. 168



Streetlight SL 31
→ S. 172

Pathway luminaires



Litepole iQ
→ S. 178



Mushroom luminaire iQ
→ S. 180



Module 540 iQ
→ S. 182

Pathway luminaires



CL 31 Wall / Ceiling
→ S. 184



CL 31 Bollard
→ S. 190

Design luminaires by Bergmeister



Planea bollard luminaire
→ S. 192



Planea mast luminaire
→ S. 194



Canna 200
→ S. 196

Light management systems

SITECO Connect



SITECO Connect Indoor
→ Page 200



SITECO Connect Outdoor
→ Page 204



SITECO Connect Sports
→ Page 208

Legend Legend Legend Legend

Legend Legend Legend Legend

Legend Legend Legend Legend

Legend Legend Legend Legend

Legend Legend Legend Legend

Legend Legend Legend Legend



Legend Legend Legend Legend

Legend Legend Legend Legend

Legend Legend Legend Legend

Legend Legend Legend Legend

Legend

 Daylight sensor	 Dark-Sky technology	 Ball-proof
 Presence sensor	 Rear glare control (Back-Light-Control)	 Corrosion resistance
 Tunable White	 Reflector technology with silver coating	 Type of protection
 Colour-Switch	 14 cores	 IP <u>on ceiling side</u> <u>on room side</u>
 iQ Street-Remote	 Through-wiring	 IK04
 Smart-Interface	 Preinstalled cable	 Safety class I
 Zhaga D4i	 UGR 19	 Safety class II
 DALI 2	 -xx °C	 For workplaces in danger of fire from dust or fibers
 Multilumen	 +xx °C	 CE
 CLOi	 Ex	 ENEC
 CLO 2.0	 Livestock farming	 VDE
 100.000h	 IFS	 UKCA
 Emergency light		

Content

Technical data are subject to change without notice. No liability for printing errors.
The General Terms and Conditions of Sale of Siteco GmbH apply (see siteco.com).

Trunking systems

→ Page 26

Damp-proof luminaires

→ Page 44

Highbay luminaires

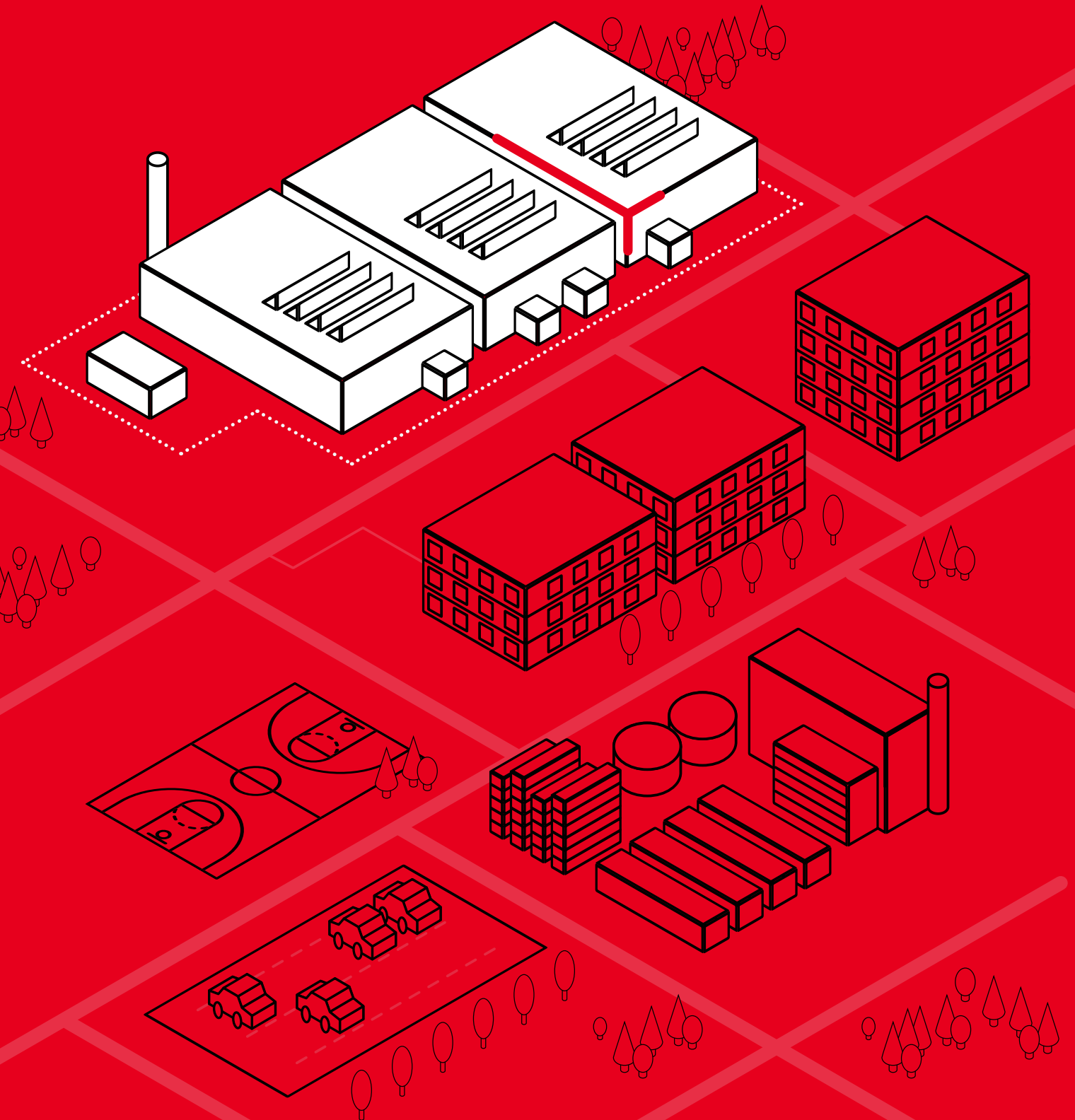
→ Page 56

Clean room luminaires

→ Page 76

Explosion-proof luminaires

→ Page 82



The background is a solid red color. On the left side, there are three diagonal white lines of varying lengths. On the right side, there are white geometric shapes: a large L-shaped outline at the top right, a smaller L-shaped outline below it, and a vertical line at the bottom right. The text 'Production and logistics' is centered in the middle of the page, with each word in a separate white rounded rectangle.

**Production
and
logistics**

Licross 11 / 21

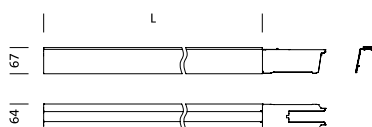
Maximum efficiency, maximum flexibility.

- Maximum efficiency thanks to outstanding lighting technology with over 200 lm/W for low operating costs and extremely fast amortization
- 14 cores for networking without additional wiring effort
- Click system for easy integration of sensors, WiFi, audio, video, emergency lighting and more
- Typical SITECO optical technology for the best visual conditions
- Maximum flexibility in application and equipped for the needs of the future





You can find further variants online.



	L
51TR.C.	1500
51TR.F.	3000
51TR.J.	4500

Licross, trunking rail



Technical data

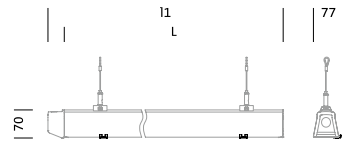
Electrical connection	7-pin, max. 2.5 mm ² 14-pin, max. 2.5 mm ²	Mounting	Suspended mounting surface-mounted, on the ceiling
Housing	Sheet steel, galvanized, coil-coated, white		

Color	L mm	kg	Order no.
with through-wiring of 7 × 2.5 mm²			
White	1,500	2.8	51TR1C7
White	3,000	5.2	51TR1F7
White	4,500	7.6	51TR1J7
with through-wiring of 14 × 2.5 mm²			
White	1,500	2.8	51TR1CE
White	3,000	5.2	51TR1FE
White	4,500	7.6	51TR1JE

Accessories	PU	kg	Order no.
End cap, white, for trunking rail, for protection rating IP20	2 pc.	0.1	59TL1S
End cap, white, for trunking rail, for protection rating IP40 / IP50 / IP54 / IP64	2 pc.	0.1	59TP1S
Blank cover, white, for protection rating IP20 / IP40	1 pc.	0.2	59TL1A
Blank cover, white, for protection rating IP50 / IP54 / IP64, end cap, white	1 pc.	0.3	59TP1A
Feed module, white, socket, 14-pin, max. 2.5 mm ² , for protection rating IP20 / IP40	1 pc.	0.8	59TL1FNE
Feed module, white, socket, 14-pin, max. 2.5 mm ² , for protection rating IP50 / IP54 / IP64	1 pc.	0.8	59TP1FNE
Multi-adapter with plug, 5-pin, white, L = 500 mm	1 pc.	0.4	56TL1M
Ceiling fixation element, V2A spring steel	1 pc.	0.1	59TR9D
Chain suspension, steel, galvanized	1 pc.	0.1	59TR9K
Chain, steel, galvanized	running m.	0.1	5LY9001
Single wire suspension, with 2 m wire, fastening on rail side	1 pc.	0.1	59TR9R
Single wire suspension, with 2 m wire, with ceiling sleeve and fastening on rail side	1 pc.	0.1	59TR9RS



You can find further variants online.



	L	l1
51TL1.N...	1500	1542
51TL1.V...	2250	2292

Licross 11 Recessed, luminaire insert



Technical data

Color temperature	4,000 K	Temperature range	see electronic catalog
Luminous flux	4,300 ... 27,150 lm	Rated service life	100,000 h (L80/B50) at AT = 25 °C / 100,000 h (L100/B50) at AT = 25 °C
Color rendering index	CRI ≥ 80	Electrical connection	Plug, 3-pin, with phase selection Plug, 5-pin, with phase selection
Luminous efficacy	up to 203 lm/W	Housing	Sheet steel, galvanized, coil-coated, white
Beam angle	Direct, wide distribution, symmetric	Mounting	in the Licross trunking rail
Cover	PMMA		
Control	ON / OFF ON / OFF Multilumen ON / OFF Multilumen, CLOi DALI 2		

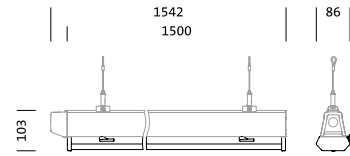
Protection symbol D: when used in an environment without relevant dust exposure with appropriate accessories

K	CRI	lm	W	lm/W	Control	kg	Order no.
Length: 1,500 mm, symmetric wide distribution							
4,000	≥ 80	8,950	49	185	ON / OFF	1.3	51TL127N485G
4,000	≥ 80	10,290	55	186	ON / OFF Multilumen	1.3	51TL12MN4AXG
4,000	≥ 80	14,100	75	189	ON / OFF Multilumen	1.3	51TL12MN4EXM
4,000	≥ 80	6,020	30	200	ON / OFF Multilumen	1.3	51TL12MN46XM
4,000	≥ 80	4,300	22 ... 24	196	ON / OFF, CLOi	1.3	51TL12CN44XG
4,000	≥ 80	6,020	30 ... 33	200	ON / OFF Multilumen, CLOi	1.3	51TL12CN46XM
4,000	≥ 80	9,310	49 ... 55	189	ON / OFF Multilumen, CLOi	1.3	51TL12CN49XG
4,000	≥ 80	12,740	67 ... 75	192	ON / OFF Multilumen, CLOi	1.3	51TL12CN4C5M
4,000	≥ 80	10,240	57	181	DALI 2	1.3	51TL12DN4AXG
4,000	≥ 80	14,030	77	183	DALI 2	1.3	51TL12DN4EXM
Length: 2,250 mm, symmetric wide distribution							
4,000	≥ 80	6,990	34	203	ON / OFF Multilumen*	2.0	51TL12MV465M
4,000	≥ 80	17,270	89	194	ON / OFF Multilumen*	2.0	51TL12MV4HXM
4,000	≥ 80	15,360	84	183	DALI 2	2.0	51TL12DV4FXG
4,000	≥ 80	27,150	151	180	DALI 2	2.0	51TL12DV4M2M

* expected start of delivery at the beginning of 2024



You can find further variants online.



Licross 11 Protected, luminaire insert



Technical data

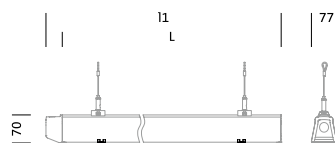
Color temperature	4,000 K	Temperature range	see electronic catalog
Luminous flux	8,520 ... 14,500 lm	Rated service life	100,000 h (L80/B50) at AT = 25 °C / 100,000 h (L100/B50) at AT = 25 °C
Color rendering index	CRI ≥ 80	Electrical connection	Plug, 3-pin, with phase selection Plug, 5-pin, with phase selection
Luminous efficacy	up to 174 lm/W	Housing	Sheet steel, galvanized, coil-coated, white
Beam angle	Direct, wide distribution, symmetric, with ceiling illumination	Mounting	in the Licross trunking rail
Cover	PMMA		
Control	ON / OFF Multilumen DALI 2		

Protection symbol D: when used in an environment without relevant dust exposure with appropriate accessories

K	CRI	lm	W	lm/W	Control	kg	Order no.
Length: 1,500 mm, symmetric wide distribution							
4,000	≥ 80	8,520	49 ... 55	172	ON / OFF Multilumen, CLOi	2.4	51TD1BCN485G
4,000	≥ 80	13,520	78 ... 87	174	ON / OFF Multilumen, CLOi	2.4	51TD1BCN4D5M
4,000	≥ 80	9,370	57	164	DALI 2	2.4	51TD1BDN49XG
4,000	≥ 80	14,500	87	166	DALI 2	2.4	51TD1BDN4E5M

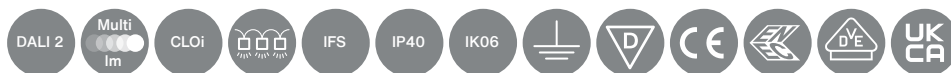


You can find further variants online.



	L	l ₁
51TL1..N...	1500	1542
51TL1..V...	2250	2292

Licross 21 Recessed, luminaire insert



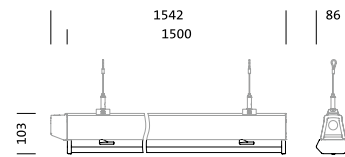
Technical data

Color temperature	4,000 K	Rated service life	75,000 h (L80/B50) at AT = 25 °C / 75,000 h (L100/B50) at AT = 25 °C
Luminous flux	9,260 ... 22,710 lm	Electrical connection	Plug, 3-pin, with phase selection Plug, 5-pin, with phase selection
Color rendering index	CRI ≥ 80	Housing	Sheet steel, galvanized, coil-coated, white
Luminous efficacy	up to 186 lm/W	Mounting	in the Licross trunking rail
Beam angle	Direct, wide distribution, symmetric	Protection symbol D: when used in an environment without relevant dust exposure with appropriate accessories	
Cover	PMMA		
Control	ON / OFF Multilumen DALI 2		
Temperature range	Permissible ambient temperature: see table, for ceiling surface-mounting reduce the maximum permissible ambient temperature by 5 °C		

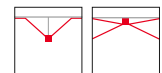
K	CRI	lm	W	lm/W	Control	ta	kg	Order no.
Length: 1,500 mm, symmetric wide distribution								
4,000	≥ 80	8,820	48	184	ON / OFF	-35 ... +40 °C	1.3	52TL127N485G
4,000	≥ 80	10,990	61	182	ON / OFF Multilumen	-35 ... +40 °C	1.3	52TL12MN4A5G
4,000	≥ 80	15,100	83	182	ON / OFF Multilumen	-35 ... +30 °C	1.3	52TL12MN4FXM
4,000	≥ 80	9,260	50 ... 61	186	ON / OFF Multilumen, CLOi	-35 ... +40 °C	1.3	52TL12CN49XG
4,000	≥ 80	12,670	68 ... 83	186	ON / OFF Multilumen, CLOi	-35 ... +30 °C	1.3	52TL12CN4C5M
4,000	≥ 80	10,280	58	177	DALI 2	-25 ... +35 °C	1.3	52TL12DN4AXG
4,000	≥ 80	15,000	85	177	DALI 2	-25 ... +30 °C	1.3	52TL12DN4FXM
Length: 2,250 mm, symmetric wide distribution								
4,000	≥ 80	15,420	85	181	DALI 2	-25 ... +35 °C	2.0	52TL12DV4FXG
4,000	≥ 80	22,710	126	181	DALI 2	-40 ... +30 °C	2.0	52TL12DV4L2M



You can find further variants online.



Licross 21 Protected, luminaire insert



Technical data

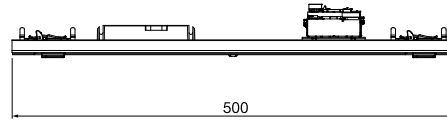
Color temperature	4,000 K	Temperature range	Permissible ambient temperature: see table, for ceiling surface-mounting reduce the maximum permissible ambient temperature by 5 °C
Luminous flux	8,570 ... 13,950 lm	Rated service life	75,000 h (L80/B50) at AT = 25 °C / 75,000 h (L100/B50) at AT = 25 °C
Color rendering index	CRI ≥ 80	Electrical connection	Plug, 3-pin, with phase selection Plug, 5-pin, with phase selection
Luminous efficacy	up to 172 lm/W	Housing	Sheet steel, galvanized, coil-coated, white
Beam angle	Direct, wide distribution, symmetric, with ceiling illumination	Mounting	in the Licross trunking rail
Cover	PMMA		
Control	ON / OFF Multilumen DALI 2		

Protection symbol D: when used in an environment without relevant dust exposure with appropriate accessories


K	CRI	lm	W	lm/W	Control	ta	kg	Order no.
Length: 1,500 mm, symmetric wide distribution								
4,000	≥ 80	8,570	50 ... 61	170	ON / OFF Multilumen, CLOi	-35 ... +45 °C	2.4	52TD1BCN485G
4,000	≥ 80	11,830	69 ... 83	172	ON / OFF Multilumen, CLOi	-35 ... +35 °C	2.4	52TD1BCN4B5M
4,000	≥ 80	10,060	62	162	DALI 2	-25 ... +35 °C	2.4	52TD1BDN4AXG
4,000	≥ 80	13,950	85	164	DALI 2	-25 ... +35 °C	2.4	52TD1BDN4D5M



You can find further variants online.



Licross 21 safety lighting



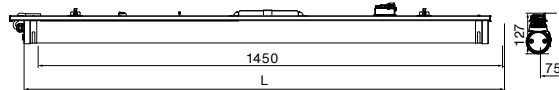
Technical data

Color temperature	4,000 K	Temperature range	-20 ... +40 °C, with ceiling surface-mounting, reduction of maximum permissible ambient temperature by 5 °C
Luminous flux	300 ... 320 lm	Rated service life	50,000 h (L80/B50) at AT = 25 °C
Color rendering index	CRI ≥ 70	Electrical connection	Plug, 6-pin, with phase selection CEAG supply and monitoring module with address switch
Luminous efficacy	up to 82 lm/W	Housing	Sheet steel, coil-coated, white
Beam angle	Direct, narrow beam distribution direct, extremely wide distribution, symmetric direct, extremely wide distribution, asymmetric narrow beam distribution, elliptic	Mounting	in the Licross trunking rail, mounting height, see table
Cover	PMMA lens, ABS cover, white	Emergency lighting function for 9- ... 14-pin trunking rail	
Control	Compatible with CEAG STAR technology systems (ZB-S, DG-S, LP-Star, AT-S+)		

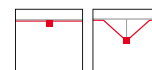
K	CRI	lm	W	lm/W	Control	ta	kg	Order no.
Symmetric, extremely wide distribution, for surface, mounting height: 2.5 ... 7 m								
4,000	≥ 70	320	3.9	82	CEAG	-20 ... +40 °C	0.5	56TL157C4X31
Asymmetric, extremely wide distribution, for escape and rescue routes, mounting height: 2.5 ... 7 m								
4,000	≥ 70	300	3.9	77	CEAG	-20 ... +40 °C	0.5	56TL197C4X31
Symmetric, narrow distribution, for surface, mounting height: 7 ... 17 m								
4,000	≥ 70	310	3.9	80	CEAG	-20 ... +40 °C	0.5	56TL117C4X31
Elliptic, narrow distribution, for escape and rescue routes, mounting height: 7 ... 17 m								
4,000	≥ 70	320	3.9	82	CEAG	-20 ... +40 °C	0.5	56TL1E7C4X31



You can find further variants online.



Monsun 31 Tube for Licross, luminaire insert



Technical data

Color temperature	4,000 K	Temperature range	-20 ... +40 °C
Luminous flux	4,450 ... 10,000 lm	Rated service life	50,000 h (L80/B50) at AT = 25 °C
Color rendering index	CRI ≥ 80	Electrical connection	With 1 terminal, 3-pin, max. 2.5 mm ²
Luminous efficacy	172 lm/W	Housing	PMMA, semi-transparent, matt white, cylindrical, end cap and fixing clips made of stainless steel (V4A)
Beam angle	Diffuse distribution, symmetric	Mounting	on the Licross trunking rail
Cover	PMMA, diffuser		
Control	ON / OFF Multilumen DALI 2 Multilumen		

K	CRI	lm	W	lm/W	Control	ta	kg	Order no.
Diffuse distribution								
4,000	≥ 80	4,450 6,500 8,000 10,000	25 37 46 58	172	ON / OFF Multilumen	-20 ... +40 °C	2.4	51FT10MN4A0ATR2
4,000	≥ 80	4,450 6,500 8,000 10,000	25 37 46 58	172	DALI 2 Multilumen	-20 ... +40 °C	2.4	51FT10NN4A0ATR2

Licross system overview



Licross trunking rail

- Trunking rails with up to 14 cores for a new level of networking
- Diverse rail and insert configuration options for specifications tailored to requirements

Licross Recessed

- The simple way to customized lighting thanks to a wide range of light distributions
- Uniform design due to rail-flush integration
- Very high luminous flux of over 27,000 lm and with an efficiency of over 200 lm/W

Licross Protected

- High resistance and suitability for ambient temperatures up to 50 °C over complete service life
- Very robust system with protection ratings up to IP64 / IK06 with simultaneously high luminous flux of over 14,000 lm

Licross Performance

- Special optical technology for very high visual comfort with up to $UGR \leq 19$ and suitability for VDU workstations
- Attractive interior design with up to 23 % indirect light component – ideal for SITECO HCL^{live}

Licross Monsun 31 Tube

- Resistant to harmful gases with IP69K, e.g. for use in tire warehouses
- Wide range of applications thanks to high lumen packages

Licross retail solutions

- Spot: Accentuated lighting and outstanding color rendering for attractive interior designs and merchandise displays
- Ultra-fast data transmission to the device of your choice via standardized Ethernet sockets
- Connection of loudspeakers via universal adapter

Trunking rails available in the following colors:





Modario 31

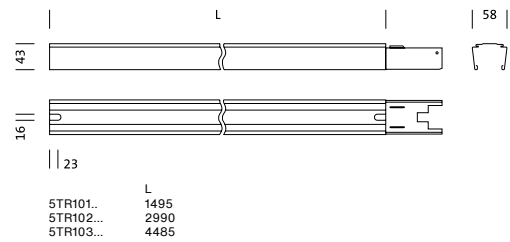
Our well-known & robust all-rounder.

- Ideal for refurbishing existing Modario trunking systems
- Highly efficient LED inserts with up to 166 lm/W for uncomplicated leveraging of energy-saving potential
- Wide range of variants due to modular system with a large number of luminaire inserts for maximum flexibility
- Multilumen capability also with ON / OFF models for lighting solutions tailored to requirements





You can find further variants online.



Modario, trunking rail



Technical data

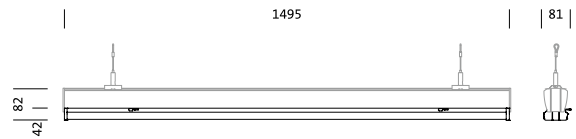
Electrical connection	Terminal, 5-pin, max. 2.5 mm ² Terminal, 10-pin, max. 2.5 mm ²	Mounting	Suspended mounting surface-mounted, on the ceiling
Housing	Sheet steel, coated, pure white		

Color	L mm	kg	Order no.
with through-wiring of 5 × 2.5 mm²			
pure white	1,495	2.2	5TR10150Q
pure white	2,990	4.0	5TR10250Q
pure white	4,485	5.7	5TR10350Q
with through-wiring of 10 × 2.5 mm²			
pure white	1,495	2.4	5TR101A0Q
pure white	2,990	4.4	5TR102A0Q
pure white	4,485	6.4	5TR103A0Q

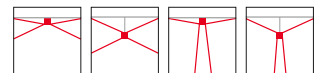
Accessories	PU	kg	Order no.
End cap, white, for trunking rail, for protection rating IP20 / IP40	2 pc.	0.1	5TR90161
Blank cover, IP20, length: 1,495 mm, signal white (RAL 9003)	1 pc.	0.2	5TR30200Q2
Ceiling fixation element, V2A spring steel	1 pc.	0.1	5LS91101EA
Single wire suspension, with wire, fastening on rail side	1 pc.	0.1	5TR901302
Single wire suspension, with ceiling sleeve, fastening on rail side	1 pc.	0.1	5TR901342
Chain suspension, steel, galvanized	1 pc.	0.1	5TR9012
Chain, steel, galvanized	running m.	0.1	5LY9001



You can find further variants online.



Modario 31, luminaire insert



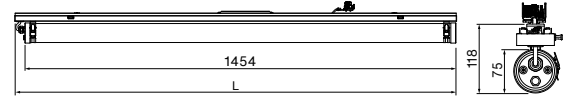
Technical data

Color temperature	4,000 K	Temperature range	Permissible ambient temperature: see table, for ceiling surface-mounting reduce the maximum permissible ambient temperature by 5 °C
Luminous flux	7,810 ... 12,380 lm	Rated service life	50,000 h (L85/B50) at AT = 25 °C
Color rendering index	CRI ≥ 80	Electrical connection	Plug, 3-pin, with phase selection Through-wiring available in system dimension
Luminous efficacy	up to 160 lm/W	Housing	Sheet steel, coil-coated, white
Beam angle	Wide distribution narrow distribution, symmetric	Mounting	on the Modario trunking rail
Cover	PMMA, frosted prismatic structure		
Control	ON / OFF ON / OFF Multilumen DALI 2		

K	CRI	lm	W	lm/W	Control	ta	kg	Order no.
Wide distribution								
4,000	≥ 80	7,810	51	154	ON / OFF	-35 ... +35 °C	1.9	53BM81271V4080
4,000	≥ 80	8,950	60	150	ON / OFF Multilumen	-35 ... +30 °C	1.9	53BM812M1V4085
4,000	≥ 80	12,380	77	160	ON / OFF Multilumen	-35 ... +35 °C	1.9	53BM812M1V4120
4,000	≥ 80	8,930	62	144	DALI 2	-25 ... +30 °C	1.9	53BM812D2V4085
4,000	≥ 80	12,350	80	155	DALI 2	-25 ... +30 °C	1.9	53BM812D2V4120
Narrow distribution								
4,000	≥ 80	8,930	62	144	DALI 2	-25 ... +30 °C	1.9	53BM811D2V4085
4,000	≥ 80	12,350	79	156	DALI 2	-25 ... +30 °C	1.9	53BM811D2V4120



You can find further variants online.



Monsun 31 Tube for Modario, luminaire insert



Technical data

Color temperature	4,000 K	Temperature range	-20 ... +40 °C
Luminous flux	4,450 ... 10,000 lm	Rated service life	50,000 h (L80/B50) at AT = 25 °C
Color rendering index	CRI ≥ 80	Electrical connection	With 1 terminal, 3-pin, max. 2.5 mm ² Through-wiring available in the system dimension
Luminous efficacy	172 lm/W	Housing	PMMA, semi-transparent, matt white, cylindrical, end cap and fixing clips made of stainless steel (V4A)
Beam angle	Diffuse distribution, symmetric	Mounting	on the Modario trunking rail
Cover	PMMA, diffuser		
Control	ON / OFF Multilumen DALI 2		

K	CRI	lm	W	lm/W	Control	ta	kg	Order no.
Diffuse distribution								
4,000	≥ 80	4,450 6,500 8,000 10,000	25 37 46 58	172	ON / OFF Multilumen	-20 ... +40 °C	2.6	51FT10MN4A0ATR1
4,000	≥ 80	4,450 6,500 8,000 10,000	25 37 46 58	172	DALI 2 Multilumen	-20 ... +40 °C	2.7	51FT10NN4A0ATR1

DUS 31

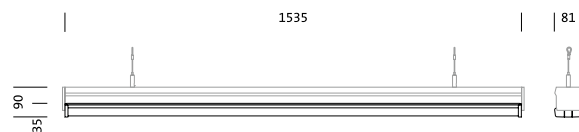
Brings the classic among trunking systems up to date.

- Highly efficient LED luminaire insert with up to 165 lm/W for refurbishing existing DUS trunking systems equipped with fluorescent lamps
- Simple implementation of the latest energy efficiency standard in existing installations
- Quick and easy installation
- Proven, functional system with state-of-the-art technology
- Prismatic frosted optic for low glare and high visual comfort

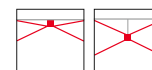




You can find further variants online.



DUS 31, luminaire insert



Technical data

Color temperature	4,000 K 6,500 K	Temperature range	Permissible ambient temperature: see table, for ceiling surface-mounting reduce the maximum permissible ambient temperature by 5 °C
Luminous flux	7,620 ... 12,380 lm	Rated service life	50,000 h (L85/B50) at AT = 25 °C
Color rendering index	CRI ≥ 80	Electrical connection	Plug, 5-pin, with phase selection Through-wiring available in system dimension
Luminous efficacy	up to 165 lm/W	Housing	Sheet steel, coil-coated, white
Beam angle	Wide distribution, symmetric	Mounting	on the DUS trunking rail
Cover	PMMA, frosted prismatic structure		
Control	ON / OFF ON / OFF Multilumen ON / OFF Multilumen CLOi DALI 2		

K	CRI	lm	W	lm/W	Control	ta	kg	Order no.
MO, symmetric wide distribution								
4,000	≥ 80	7,810	51	154	ON / OFF	-35 ... +35 °C	1.8	53BD81271V4080
4,000	≥ 80	8,950	60	150	ON / OFF Multilumen	-35 ... +30 °C	1.8	53BD812M1V4085
4,000	≥ 80	7,620	49	156	ON / OFF Multilumen, CLOi	-35 ... +30 °C	1.8	53BD812C1V4075
4,000	≥ 80	8,930	62	144	DALI 2	-25 ... +30 °C	2.0	53BD812D2V4085
6,500	≥ 80	7,640	49	156	ON / OFF Multilumen, CLOi	-35 ... +30 °C	1.8	53BD812C1V6075
HO, symmetric wide distribution								
4,000	≥ 80	12,380	77	160	ON / OFF Multilumen	-35 ... +35 °C	1.9	53BD812M1V4120
4,000	≥ 80	10,520	64	165	ON / OFF Multilumen, CLOi	-35 ... +35 °C	1.9	53BD812C1V4105
4,000	≥ 80	12,350	80	155	DALI 2	-25 ... +30 °C	2.0	53BD812D2V4120


Accessories

	PU	kg	Order no.
DUS IP60, blank insert, sheet steel, white, length 1,535 mm	1 pc.	0.8	5LS90800ED
DUS IP20, blank cover, plastic, length 1,535 mm	1 pc.	0.2	5LJ90830ED

Refurbishment luminaire insert 31

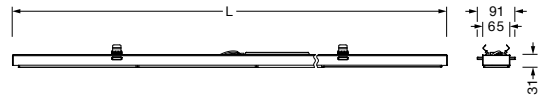
The universal lighting unit for trunking refurbishment.

- Enables refurbishment of different trunking systems with highly efficient LED inserts of ≥ 160 lm/W
- Uncomplicated replacement, with continued use of the existing trunking rails, thanks to tool-free installation
- Simple implementation of the latest energy efficiency standard in existing installations
- Long service life, maintenance-free



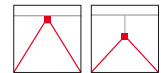


You can find further variants online.



	L
51RE ... A...	1172
51RE ... B...	1472

Refurbishment luminaire insert 31



Technical data

Color temperature	4,000 K	Control	ON / OFF Multilumen
Luminous flux	3,300 ... 8,000 lm	Temperature range	-20 ... +40 °C
Color rendering index	CRI ≥ 80	Rated service life	50,000 h (L85/B50) at AT = 25 °C
Luminous efficacy	160 lm/W	Electrical connection	Connectivity: Socket
Beam angle	Wide distribution, symmetric	Housing	Extruded aluminum profile, traffic white (RAL 9016)
Cover	PMMA, lens	Mounting	on the trunking rail

K	CRI	lm	W	lm/W	Control	ta	kg	Order no.
Length: 1,172 mm								
4,000	≥ 80	3,300 4,450 5,610 6,400	20 27 34 40	160	ON / OFF Multilumen	-20 ... +40 °C	1.2	51RE12MA46B
Length: 1,472 mm								
4,000	≥ 80	4,130 5,610 6,850 8,000	25 34 42 50	160	ON / OFF Multilumen	-20 ... +40 °C	1.4	51RE12MB48B

Additional variants on request (e.g. for DALI)

Accessories	PU	kg	Order no.
Supplementary spring for DUS (5LJ9 ...), mandatory accessory, for fixing the insert	2 pc.	0.1	59RL0CD
Plug connector for DUS (5LJ9 ...), plastic, white, 3-pin for ON / OFF	1 pc.	0.1	59RP004
End caps for refurbishing DUS, plastic, white, length compensation total + 63 mm, length of insert + end cap: 1,235 / 1,535 mm	2 pc.	0.1	59RC1K

Monsun 11

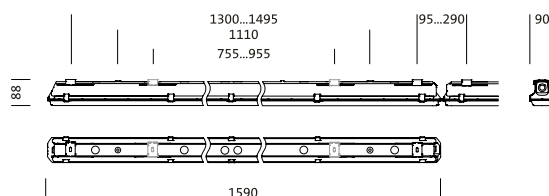
The performance solution with maximum efficiency and service life. Even at high temperatures and outdoors.

- Reliable, robust damp-proof luminaire with a service life of up to 100,000 hours
- Outstanding efficiency of up to 182 lm/W
- Equipped for harsh environments and use in exposed outdoor areas thanks to IP66 protection rating
- Low operating costs and standard-compliant lighting – even with ON/OFF models – thanks to intelligent CLOi luminous flux control
- Control is flexibly adaptable with upgradeable sensor technology





You can find further variants online.



Monsun 11, damp-proof luminaire with PMMA diffuser



Technical data

Color temperature	4,000 K	Electrical connection	Terminal, 3-pin, max. 2.5 mm ² Terminal, 5-pin, max. 2.5 mm ²
Luminous flux	3,970 ... 12,100 lm	Housing	Polyester, glass fiber reinforced, light gray, untreated, diffuser catch made of stainless steel (V2A), ceiling attachment element made of stainless steel (V2A), chain suspension made of stainless steel (V2A)
Color rendering index	CRI ≥ 80	Mounting	Suspended mounting surface-mounted, on the ceiling on the wall horizontal mounting vertical mounting on the Licross mounting rail for indoor or covered outdoor mounting
Luminous efficacy	up to 182 lm/W		
Beam angle	Direct, diffuse distribution, symmetric		
Cover	PMMA		
Control	ON / OFF ON / OFF Multilumen DALI 2		
Temperature range	Permissible ambient temperature: see table		
Rated service life	see table		

K	CRI	lm	W	lm/W	Control	ta	IK	kg	Order no.
Service life: 70,000 h at 35 °C									
4,000	≥ 80	3,970	22	179	ON / OFF	-35 ... +40 °C	04	2.5	51FP107P430H
4,000	≥ 80	5,800	33	178	ON / OFF	-35 ... +40 °C	04	2.5	51FP107P460H
4,000	≥ 80	12,070	66	182	ON / OFF	-35 ... +35 °C	04	2.5	51FP107P4B0Q
4,000	≥ 80	6,100	34 ... 38	179	ON / OFF, CLOi	-35 ... +40 °C	04	2.5	51FP109P460H
4,000	≥ 80	6,050	35	175	DALI 2	-25 ... +40 °C	04	2.5	51FP10DP460H
4,000	≥ 80	6,050	35 ... 39	175	DALI 2, CLO	-25 ... +40 °C	04	2.5	51FP10FP460H
4,000	≥ 80	12,100	68	179	DALI 2	-40 ... +35 °C	04	2.5	51FP10DP4B0Q

Variants for high temperatures, service life: 70,000 h at ta_max

4,000	≥ 80	6,370	37	175	ON / OFF	-35 ... +55 °C	04	2.5	51FE107P460J
4,000	≥ 80	6,370	37	175	DALI 2	-35 ... +55 °C	04	2.5	51FE10DP460J

Variants with an extremely long service life of 100,000 h at 25 °C

4,000	≥ 80	6,100	34	180	ON / OFF	-35 ... +40 °C	04	2.6	51FP108P460H
4,000	≥ 80	6,050	35	175	DALI 2	-25 ... +40 °C	04	2.5	51FP10EP460H

Façade luminaire for unprotected outdoor areas, service life: 50,000 h

4,000	≥ 80	6,110	34	182	ON / OFF Multilumen	-35 ... +50 °C	06	2.5	51FF40MP460H
-------	------	-------	----	-----	---------------------	----------------	----	-----	--------------

Accessories

	PU	kg	Order no.
Spring clip, attachment to Licross mounting rail	2 pc.	0.1	58FM001
Wall fixing, inclinable	2 pc.	0.2	58FM002
Chain suspension for Licross, steel, galvanized	1 pc.	0.1	59TR9K
Chain, steel, galvanized	running m.	0.1	5LY9001
Single wire suspension for Licross, with wire, fastening on rail side	1 pc.	0.1	59TR9R
Single wire suspension for Licross, with ceiling sleeve, fastening on rail side	1 pc.	0.1	59TR9RS
Licross mounting rail for Monsun 21, 1-length, L 1,590 mm, white	1 pc.	1.7	58FS001
Licross mounting rail for Monsun 21, 2-length, L 3,180 mm, white	1 pc.	3.5	58FS002
Licross mounting rail for Monsun 21, 3-length, L 4,770 mm, white	1 pc.	5.2	58FS003
Licross connector for Monsun 21	1 pc.	0.3	58FS005
Licross blank cover for Monsun 21, PC+ABS, white	1 pc.	0.2	58FS006
Licross end cap, PC, white	2 pc.	0.1	59TP1S

Monsun 21

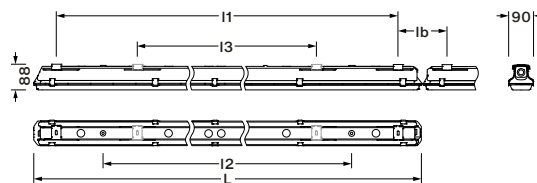
With the highest standards of efficiency, quality and flexibility.

- Very robust with IP66 protection rating and suitable for outdoor use in canopied outdoor areas
- Simple maintenance and easy upgrading of sensors due to tool-free opening of the luminaire
- Emergency lighting variants with single-battery supply
- CLOi also with ON / OFF models for standard-compliant lighting over the service life without excess planning and for optimized energy consumption



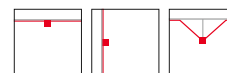


You can find further variants online.



L	l1	l2	l3	lb
1299	1020...1200	800	475...660	95...285
1590	1300...1495	1100	755...955	95...290

Monsun 21, damp-proof luminaire with PMMA diffuser



Technical data

Color temperature	4,000 K	Rated service life	50,000 h (L85/B50) at AT = 35 °C
Luminous flux	3,710 ... 8,190 lm	Electrical connection	Terminal, 3-pin, max. 2.5 mm ²
Color rendering index	CRI ≥ 80	Housing	Polyester, glass fiber reinforced, light gray, untreated, diffuser catch made of stainless steel (V2A), ceiling attachment element made of stainless steel (V2A), chain suspension made of stainless steel (V2A)
Luminous efficacy	up to 167 lm/W	Mounting	Suspended mounting surface-mounted, on the ceiling on the wall horizontal mounting vertical mounting on the Licross mounting rail for indoor or covered outdoor mounting
Beam angle	Direct, diffuse distribution, symmetric		
Cover	PMMA		
Control	ON / OFF ON / OFF Multilumen DALI 2		
Temperature range	-25 ... +35 °C, emergency light: +5 ... +25 °C		

K	CRI	lm	W	lm/W	Control	L mm	kg	Order no.
4,000	≥ 80	4,470	27	166	ON / OFF	1,299	2.1	51FB107L440J
4,000	≥ 80	6,010	37	162	ON / OFF Multilumen	1,299	2.1	51FB10ML460J
4,000	≥ 80	4,330	27	160	DALI 2	1,299	2.1	51FB10DL440J
4,000	≥ 80	3,710	22	167	ON / OFF	1,590	2.5	51FB107P430J
4,000	≥ 80	4,360	28	161	ON / OFF	1,590	2.5	51FB107P440J
4,000	≥ 80	6,000	38	158	ON / OFF	1,590	2.5	51FB107P460B
4,000	≥ 80	8,070	53	153	ON / OFF	1,590	2.5	51FB107P480B
4,000	≥ 80	8,190	54	153	ON / OFF Multilumen	1,590	2.6	51FB10MP480B
4,000	≥ 80	3,860	25	156	DALI 2	1,590	2.5	51FB10DP430B
4,000	≥ 80	4,360	28	156	DALI 2	1,590	2.5	51FB10DP440B
4,000	≥ 80	6,060	39	154	DALI 2	1,590	2.5	51FB10DP460B
4,000	≥ 80	8,090	54	149	DALI 2	1,590	2.5	51FB10DP480B

Emergency lighting variants with single-battery supply, 3 h

4,000	≥ 80	6,060	42	143	ON / OFF	1,590	3.3	51FB107P467B3G
4,000	≥ 80	6,060	42	144	DALI 2	1,590	3.3	51FB10DP467B3H

Accessories

	PU	kg	Order no.
Spring clip, attachment to Licross mounting rail	2 pc.	0.1	58FM001
Wall fixing, inclinable	2 pc.	0.2	58FM002
Chain suspension for Licross, steel, galvanized	1 pc.	0.1	59TR9K
Chain, steel, galvanized	running m.	0.1	5LY9001
Single wire suspension for Licross, with wire, fastening on rail side	1 pc.	0.1	59TR9R
Single wire suspension for Licross, with ceiling sleeve, fastening on rail side	1 pc.	0.1	59TR9RS
Licross mounting rail for Monsun 21, 1-length, L 1,590 mm, white	1 pc.	1.7	58FS001
Licross mounting rail for Monsun 21, 2-length, L 3,180 mm, white	1 pc.	3.5	58FS002
Licross mounting rail for Monsun 21, 3-length, L 4,770 mm, white	1 pc.	5.2	58FS003
Licross connector for Monsun 21	1 pc.	0.3	58FS005
Licross blank cover for Monsun 21, PC+ABS, white	1 pc.	0.2	58FS006
Licross end cap, PC, white	2 pc.	0.1	59TP1S

Monsun 21 Eco

Professional quality for everyday needs.

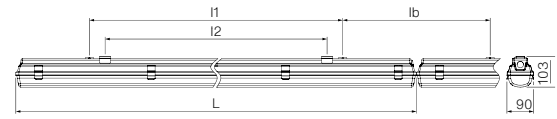
Efficient and reliable.

- Ideal for renovating old systems with fluorescent lamps with luminaire lengths of 1,277 mm / 1,577 mm
- Openable damp-proof luminaire with very good price/performance ratio
- Housing made of extremely durable and ultra-stable glass fiber reinforced plastic (GRP)
- Variable lumen packages with multilumen driver



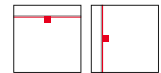


You can find further variants online.



	L	l1	l2	lb
51FJ ... L45A	1277	800	700	476
51FJ ... L47A	1577	1100	1000	476

Monsun 21 Eco, damp-proof luminaire



Technical data

Color temperature	4,000 K	Temperature range	-20 ... +35 °C
Luminous flux	2,900 ... 7,000 lm	Rated service life	50,000 h (L80/B50) at AT = 25 °C
Color rendering index	CRI ≥ 80	Electrical connection	Terminal, 3-pin, max. 2.5 mm ²
Luminous efficacy	up to 142 lm/W	Housing	Polyester glass fiber reinforced, light gray (RAL 7035), diffuser catch, spring steel (V2A)
Beam angle	Diffuse distribution, symmetric	Mounting	Suspended mounting, on the chain surface-mounted, on the ceiling on the wall
Cover	PMMA, frosted diffuser		
Control	ON / OFF Multilumen DALI		

K	CRI	lm	W	lm/W	Control	L mm	kg	Order no.
4,000	≥ 80	2,900 3,500 4,300 5,000	20 25 31 36	139	ON / OFF Multilumen	1,277	1.8	51FJ10ML45A
4,000	≥ 80	5,100	36	142	DALI	1,277	1.8	51FJ10DL45A
4,000	≥ 80	4,000 5,000 6,000 7,000	29 36 43 50	140	ON / OFF Multilumen	1,577	2.1	51FJ10MP47A
4,000	≥ 80	7,000	50	140	DALI	1,577	2.1	51FJ10DP47A

Accessories

	PU	kg	Order no.
Chain, steel, galvanized	running m.	0.1	5LY9001
Link chain, stainless steel (V2A)	running m.	0.1	5LY9002
Emergency link, stainless steel (V2A)	1 pc.	0.1	5LY9004

Monsun 31 Tube

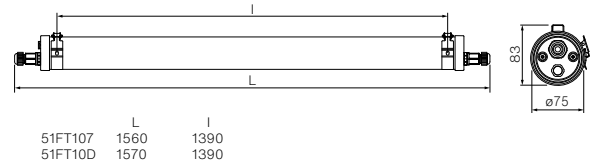
The gas-proof luminaire for use in particularly critical areas.

- Resistant to harmful gases, such as sulfur in tire production and storage or ammonia in livestock farming
- Protected against hot water jets from the high-pressure cleaner and suitable for unprotected outdoor areas thanks to IP67 / IP69K protection rating
- Tube made of PMMA with end caps made of stainless steel (V4A)
- With through-wiring and external terminal for individual connection options

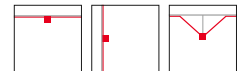




You can find further variants online.



Monsun 31 Tube, damp-proof luminaire



Technical data


Color temperature	4,000 K	Temperature range	-20 ... +40 °C
Luminous flux	6,500 ... 10,000 lm	Rated service life	50,000 h (L80/B50) at AT = 25 °C
Color rendering index	CRI ≥ 80	Electrical connection	Terminal, 3 × max. 2.5 mm ² Terminal, 5 × max. 2.5 mm ²
Luminous efficacy	160 lm/W	Housing	PMMA, cylindrical, matt white, semi-transparent, end cap, stainless steel (V4A)
Beam angle	Diffuse distribution, symmetric	Mounting	Suspended installation surface-mounted, on the ceiling on the wall
Cover	PMMA, diffuser		
Control	ON / OFF DALI 2		

K	CRI	lm	W	lm/W	Control	L mm	kg	Order no.
Through-wiring of 3 × 1.5 mm²								
4,000	≥ 80	6,500	41	160	ON / OFF	1,560	1.8	51FT107N460A
4,000	≥ 80	8,000	50	160	ON / OFF	1,560	1.8	51FT107N480A
4,000	≥ 80	10,000	62	160	ON / OFF	1,560	1.8	51FT107N4A0A
Through-wiring of 5 × 1.5 mm²								
4,000	≥ 80	6,500	41	160	DALI 2	1,570	1.9	51FT10DN460A
4,000	≥ 80	8,000	50	160	DALI 2	1,570	1.9	51FT10DN480A
4,000	≥ 80	10,000	62	160	DALI 2	1,570	1.9	51FT10DN4A0A

Monsun 31

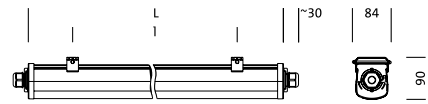
The simple solution for demanding tasks.

- Ideal for replacing old damp-proof luminaires with fluorescent lamps by using existing mounting points thanks to variably positionable mounting clips
- Quick installation thanks to tool-free contacting and integrated through-wiring
- Robust housing, economical operation, long system life up to 50,000 h (L80/B50)
- Optimized, highly efficient LED system



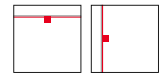


You can find further variants online.



L	I
558	300...500
1158	600...1100
1458	800...1400

Monsun 31, damp-proof luminaire



Technical data

Color temperature	4,000 K	Temperature range	-20 ... + 40 °C
Luminous flux	2,300 ... 6,700 lm	Rated service life	50,000 h (L80/B50) at AT = 25 °C
Color rendering index	CRI ≥ 80	Electrical connection	Terminal, 3 × max. 2.5 mm ² + 1 × max. 1.5 mm ² Terminal, 3 × max. 2.5 mm ² + 3 × max. 1.5 mm ²
Luminous efficacy	up to 136 lm/W	Housing	PC, light gray (RAL 7035)
Beam angle	Diffuse distribution, symmetric	Mounting	Surface-mounting, on the ceiling on the wall
Cover	PC, diffuser		
Control	ON / OFF DALI 2		

K	CRI	lm	W	lm/W	Control	L mm	kg	Order no.
Through-wiring of 3 × 2.5 mm² + 3 × 1.5 mm²								
4,000	≥ 80	2,300	19	121	ON / OFF	558	0.7	51FA207D420B
4,000	≥ 80	3,000	22	136	ON / OFF	1,158	1.2	51FA207K430B
4,000	≥ 80	5,100	38	134	ON / OFF	1,158	1.2	51FA207K450B
4,000	≥ 80	3,800	28	136	ON / OFF	1,458	1.4	51FA207P430B
4,000	≥ 80	6,700	50	134	ON / OFF	1,458	1.5	51FA207P460B
Through-wiring of 3 × 2.5 mm² + 3 × 1.5 mm²								
4,000	≥ 80	2,300	19	121	DALI 2	558	0.8	51FA20DD420B
4,000	≥ 80	3,000	22	136	DALI 2	1,158	1.3	51FA20DK430B
4,000	≥ 80	5,100	38	134	DALI 2	1,158	1.3	51FA20DK450B
4,000	≥ 80	3,800	28	136	DALI 2	1,458	1.5	51FA20DP430B
4,000	≥ 80	6,700	50	134	DALI 2	1,458	1.5	51FA20DP460B

Accessories	PU	kg	Order no.
Chain, steel, galvanized	running m.	0.1	5LY9001
Emergency light element	1 pc.	0.7	58FA207A403B3G
Multisensor, light gray (RAL 7035)	1 pc.	0.1	58FA101

Powerbrik

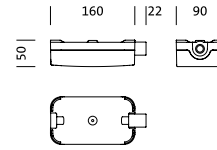
Simple, small, robust.

- Compact, robust luminaire to replace conventional basement oval luminaires for demanding ambient conditions
- Housing and cover of impact-resistant PC (up to IK09)
- High installation/operating safety due to encapsulated LED and ECG unit





You can find further variants online.



Powerbrik, damp-proof luminaire



Technical data


Color temperature	4,000 K	Temperature range	-20 ... +40 °C
Luminous flux	900 lm	Rated service life	50,000 h (L70/B50) at AT = 25 °C
Color rendering index	CRI ≥ 80	Electrical connection	Terminal, 2-pin, max. 1.5 mm ²
Luminous efficacy	95 lm/W	Housing	Housing made of PC, traffic white (RAL 9016)
Beam angle	Diffuse distribution, symmetric	Mounting	Surface-mounting, on the ceiling on the wall
Cover	PC		
Control	ON / OFF		

K	CRI	lm	W	lm/W	Control	kg	Order no.
4,000	≥ 80	900	9.5	95	ON / OFF	0.3	0LS5297L10840

Highbay 11 Xtreme

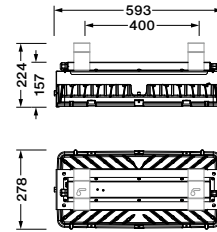
The robust performance solution with maximum efficiency and service life.

- High-bay luminaire for use in particularly extreme ambient conditions
- Suitable for very high room heights and permanently high ambient temperatures of up to +70 °C
- Service life of up to 100,000 h
- Extremely high efficiency of up to 194 lm/W

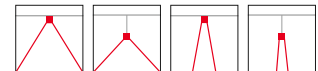




You can find further variants online.



Highbay 11 Xtreme, high-bay luminaire



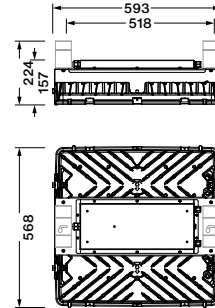
Technical data

Color temperature	4,000 K	Control	DALI 2
Luminous flux	18,500 ... 34,200 lm	Temperature range	-25 ... +45 °C -25 ... +70 °C
Color rendering index	CRI ≥ 80	Rated service life	100,000 h (L85/B50) at AT = 45 °C
Luminous efficacy	up to 194 lm/W	Electrical connection	Terminal, 5-pin, max. 2.5 mm ²
Beam angle	Direct, narrow distribution wide distribution	Housing	Die-cast aluminum, silver, partially coated, white aluminum (RAL 9006)
Cover	Toughened safety glass	Mounting	Suspended mounting, on the chain surface-mounted, on the ceiling

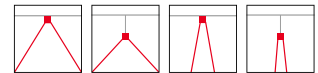
K	CRI	lm	W	lm/W	Control	ta	kg	Order no.
Narrow distribution, 1 × LED module								
4,000	≥ 80	18,700	96	194	DALI 2	-25 ... +70 °C	7.5	51HF61DA4HMA
4,000	≥ 80	34,200	188	182	DALI 2	-25 ... +45 °C	7.5	51HF81DA4NMA
Wide distribution, 1 × LED module								
4,000	≥ 80	18,500	97	192	DALI 2	-25 ... +70 °C	7.5	51HF62DA4HMA
4,000	≥ 80	33,700	188	180	DALI 2	-25 ... +45 °C	7.5	51HF82DA4NMA



You can find further variants online.



Highbay 11 Xtreme, high-bay luminaire



Technical data

Color temperature	4,000 K	Control	DALI 2
Luminous flux	36,800 ... 69,400 lm	Temperature range	-25 ... +45 °C -25 ... +70 °C
Color rendering index	CRI ≥ 80	Rated service life	100,000 h (L85/B50) at AT = 45 °C
Luminous efficacy	178 lm/W	Electrical connection	Terminal, 5-pin, max. 2.5 mm ²
Beam angle	Direct, narrow distribution wide distribution	Housing	Die-cast aluminum, silver, partially coated, white aluminum (RAL 9006)
Cover	Toughened safety glass	Mounting	Suspended mounting, on the chain surface-mounted, on the ceiling

K	CRI	lm	W	lm/W	Control	ta	kg	Order no.
Narrow distribution, 2 × LED module								
4,000	≥ 80	37,300	194	192	DALI 2	-25 ... +70 °C	14.2	51HF61DB4QMA
4,000	≥ 80	69,400	380	183	DALI 2	-25 ... +45 °C	14.2	51HF81DB4VMA
Wide distribution, 2 × LED module								
4,000	≥ 80	36,800	194	190	DALI 2	-25 ... +70 °C	14.2	51HF62DB4QMA
4,000	≥ 80	68,500	380	180	DALI 2	-25 ... +45 °C	14.2	51HF82DB4VMA



5t

112-001274

5t

5t

5t

50t/50t

50t/50t

Highbay 11

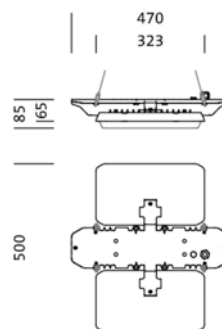
The top standard in hall lighting.

- Wide range of applications for demanding hall lighting solutions thanks to three different sizes, various light distributions and diverse mounting options
- Low operating costs and top visual comfort with up to $UGR \leq 22$ through the highly efficient, lens-based optical system
- Resistance to ambient temperatures of up to 70°C , IK08 and IP65 for long-lasting, reliable operation





You can find further variants online.



Highbay 11, high-bay luminaire



Technical data

Color temperature	4,000 K	Rated service life	100,000 h (L85/B50) at AT = 25 °C, 70,000 h (L85/B50) at AT = ta_max 70,000 h (L90/B50) at AT = 25 °C, 50,000 h (L90/B50) at AT = ta_max
Luminous flux	10,200 ... 14,400 lm	Electrical connection	Terminal, 5-pin, max. 2.5 mm ²
Color rendering index	CRI ≥ 80	Housing	Die-cast aluminum, uncoated, bead-blasted, silver 51HL62 ... coated, white aluminum (RAL 9006)
Luminous efficacy	up to 180 lm/W	Mounting	Suspended mounting, on the chain on the cable surface-mounted, on the ceiling
Beam angle	Direct, narrow distribution wide distribution		
Cover	PMMA cover plate		
Control	DALI		
Temperature range	Permissible ambient temperature: see table		

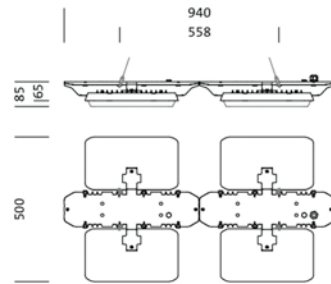
Impact resistance: IK08 with glass cover; ball impact resistance: ballproof in accordance with DIN VDE 0710 Part 13 (with chain suspension)

K	CRI	lm	W	lm/W	Control	ta	kg	Order no.
narrow distribution, 35°, 1 × 2 × LED modules								
4,000	≥ 80	14,060	81	173	DALI	-35 ... +55 °C	4.3	51HLA1D14FCA
wide distribution, 90°, 1 × 2 × LED modules								
4,000	≥ 80	10,020	56	180	DALI	-35 ... +70 °C	4.3	51HL62D14DCA
4,000	≥ 80	14,400	81	177	DALI	-35 ... +55 °C	4.3	51HLA2D14FCA

Accessories	PU	kg	Order no.
Cover, glass, L = 313 mm, W = 174 mm	2 pc.	0.6	59HL91001
Quadruple chain suspension, steel, galvanized	1 pc.	0.5	59HL92001
Dual chain suspension, steel, galvanized	2 pc.	0.5	59HL92002
Chain, steel, galvanized	running m.	0.1	5LY9001
Ceiling mounting bracket, steel, galvanized, suspension height 160 mm	2 pc.	0.8	59HL92006



You can find further variants online.



Highbay 11, high-bay luminaire



Technical data

Color temperature	4,000 K	Rated service life	100,000 h (L85/B50) at AT = 25 °C, 70,000 h (L85/B50) at AT = ta_max 70,000 h (L90/B50) at AT = 25 °C, 50,000 h (L90/B50) at AT = ta_max
Luminous flux	20,050 ... 33,150 lm	Electrical connection	Terminal, 5-pin, max. 2.5 mm ²
Color rendering index	CRI ≥ 80	Housing	Die-cast aluminum, uncoated, bead-blasted, silver 51HL62 ... coated, white aluminum (RAL 9006)
Luminous efficacy	up to 180 lm/W	Mounting	Suspended mounting, on the chain on the cable surface-mounted, on the ceiling
Beam angle	Direct, narrow distribution wide distribution		
Cover	PMMA cover plate		
Control	DALI		
Temperature range	Permissible ambient temperature: see table		

Impact resistance: IK08 with glass cover; ball impact resistance: ballproof in accordance with DIN VDE 0710 Part 13 (with chain suspension)

K	CRI	lm	W	lm/W	Control	ta	kg	Order no.
Narrow distribution, 35°, 2 × 2 × LED modules								
4,000	≥ 80	28,120	162	173	DALI	-35 ... +55 °C	8.8	51HLA1D24MCA
4,000	≥ 80	32,370	190	171	DALI	-35 ... +45 °C	8.8	51HLA1D24NCA
Wide distribution, 90°, 2 × 2 × LED modules								
4,000	≥ 80	20,050	111	180	DALI	-35 ... +70 °C	8.8	51HL62D24HCA
4,000	≥ 80	28,800	162	177	DALI	-35 ... +55 °C	8.8	51HLA2D24MCA
4,000	≥ 80	33,150	190	175	DALI	-35 ... +45 °C	8.8	51HLA2D24NCA

Accessories	PU	kg	Order no.
Cover, glass, L = 313 mm, W = 174 mm	2 pc.	0.6	59HL91001
Quadruple chain suspension, steel, galvanized	1 pc.	0.5	59HL92001
Dual chain suspension, steel, galvanized	2 pc.	0.5	59HL92002
Chain, steel, galvanized	running m.	0.1	5LY9001
Ceiling mounting bracket, steel, galvanized, suspension height 160 mm	2 pc.	0.8	59HL92006



Highbay 21

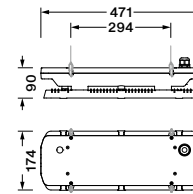
The performer.

- Ideal for uncomplicated refurbishment of hall lighting thanks to simple selection of performance packages and light distribution
- Replaces conventional luminaires with 250 W HIE / 400 W HME or 400 W HIE / 250 W HSE
- High lumen packages available for high halls or to reduce the number of light points during refurbishment
- Low operating costs thanks to efficient electronics and optimized, lens-based optical system
- Resilient in harsh environments with IK08 and IP66 for long-lasting, reliable operation





You can find further variants online.



Highbay 21-S, highbay luminaire



Technical data

Color temperature	4,000 K	Temperature range	-30 °C ... +60 °C
Luminous flux	13,400 ... 19,200 lm	Rated service life	100,000 h (L80/B50) at AT = 60 °C (51HK...JCA: at AT = 55 °C), 70,000 h (L85/B50) at AT = 60 °C (51HK...JCA: at AT = 55 °C)
Color rendering index	CRI ≥ 80	Electrical connection	Terminal, 5-pin, max. 2.5 mm ²
Luminous efficacy	up to 180 lm/W	Housing	Die-cast aluminum, painted gray
Beam angle	Direct, narrow distribution wide distribution	Mounting	Suspended mounting, on the chain surface-mounted, on the ceiling
Cover	PMMA cover plate		
Control	DALI 2		

K	CRI	lm	W	lm/W	Control	kg	Order no.
narrow distribution, 35°, 1 × 2 × LED modules							
4,000	≥ 80	13,400	75	179	DALI 2	4.1	51HK41DA4GCA
4,000	≥ 80	19,100	107	179	DALI 2	4.1	51HK41DA4JCA
wide distribution, 90°, 2 × 2 × LED modules							
4,000	≥ 80	13,500	75	180	DALI 2	4.1	51HK42DA4GCA
4,000	≥ 80	19,200	107	179	DALI 2	4.1	51HK42DA4JCA

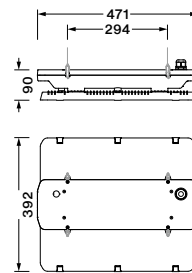
Accessories	PU	kg	Order no.
Quadruple chain suspension, steel, galvanized	1 pc.	0.5	59HL92001
Dual chain suspension, steel, galvanized	2 pc.	0.5	59HL92002
Chain, steel, galvanized	running m.	0.1	5LY9001
Ceiling mounting bracket, steel, galvanized, suspension height 160 mm	2 pc.	0.8	59HL92006



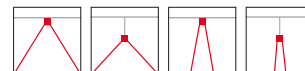
You can find further variants online.



available in 1st quarter of 2024



Highbay 21-L, highbay luminaire



Technical data

Color temperature	4,000 K	Control	DALI 2
Luminous flux	26,200 ... 36,000 lm	Temperature range	-30 ... +60 °C
Color rendering index	CRI ≥ 80	Rated service life	100,000 h (L80/B50) at AT = 60 °C, 70,000 h (L85/B50) at AT = 60 °C
Luminous efficacy	up to 180 lm/W	Electrical connection	Terminal, 5-pin, max. 2.5 mm ²
Beam angle	Direct, narrow distribution wide distribution	Housing	Die-cast aluminum, painted gray
Cover	PMMA cover plate	Mounting	Suspended mounting, on the chain surface-mounted, on the ceiling

K	CRI	lm	W	lm/W	Control	kg	Order no.
Narrow distribution, 35°, 2 x 2 x LED modules							
4,000	≥ 80	26,200	147	178	DALI 2	7.8	51HK41DB4MCA
4,000	≥ 80	35,600	200	178	DALI 2	7.8	51HK41DB4QCA
Wide distribution, 90°, 2 x 2 x LED modules							
4,000	≥ 80	26,500	147	180	DALI 2	7.8	51HK42DB4MCA
4,000	≥ 80	36,000	200	180	DALI 2	7.8	51HK42DB4QCA


Accessories	PU	kg	Order no.
Quadruple chain suspension, steel, galvanized	1 pc.	0.5	59HL92001
Dual chain suspension, steel, galvanized	2 pc.	0.5	59HL92002
Chain, steel, galvanized	running m.	0.1	5LY9001
Ceiling mounting bracket, steel, galvanized, suspension height 160 mm	2 pc.	0.8	59HL92006



Highbay 31

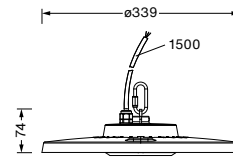
The all-rounder: reliable, efficient and intelligently controllable.

- Perfect for 1:1 replacement of conventional highbay luminaires with suitable lumen packages
- Replaces conventional luminaires with 250 W HIE / 400 W HME or 400 W HIE / 250 W HSE
- Long service life of 100,000 h (L70/B50) at AT = 35 °C
- Can also be used at increased ambient temperatures of up to 45 °C due to excellent thermal management for LED and driver
- Reflectors made of aluminum and PC to optimize glare control (accessories)
- Efficient light control and good visual comfort in narrow and wide distribution due to lens optic made of robust, UV-stabilized PC
- Suitable for demanding ambient conditions (IP65/IK08) and for the food industry (IFS)
- Variants available with integrated PIR-sensor

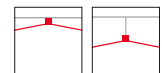




You can find further variants online.



Highbay 31 S, high-bay luminaire



Technical data

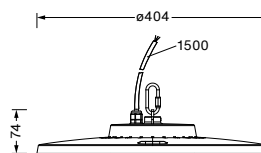
Color temperature	3,000 K 4,000 K	Rated service life	100,000 h (L70/B50) at AT = 35 °C, 70,000 h (L80/B50) at AT = 45 °C, 50,000 h (L85/B50) at AT = 45 °C
Luminous flux	14,000 ... 20,000 lm	Electrical connection	Cable, 3 × 1.0 mm 5 × 1.0 mm, free wire ends, length 1.5 m
Color rendering index	CRI ≥ 80	Housing	Die-cast aluminum, incl. hook on luminaire side, incl. screw, gray aluminum (RAL 9007)
Luminous efficacy	150 lm/W	Mounting	Suspended mounting, on the chain surface-mounted, on the ceiling
Beam angle	Direct distribution, rotationally symmetric		
Cover	Cover plate made of PC, clear		
Control	ON / OFF DALI 2		
Temperature range	-30 ... +45 °C		

K	CRI	lm	W	lm/W	Control	kg	Order no.
Rotationally symmetric distribution, 60°							
4,000	≥ 80	14,000	94	150	ON / OFF	2.3	51HC417A4FMB
4,000	≥ 80	14,000	94	150	DALI 2	2.9	51HC41DA4FMB
4,000	≥ 80	20,000	134	150	ON / OFF	2.4	51HC417A4JMB
Rotationally symmetric distribution, 90°							
4,000	≥ 80	14,000	94	150	ON / OFF	2.3	51HC427A4FMB
4,000	≥ 80	14,000	94	150	DALI 2	2.9	51HC42DA4FMB
4,000	≥ 80	20,000	134	150	ON / OFF	2.4	51HC427A4JMB

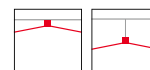
Accessories	PU	kg	Order no.
Connectivity: Plug/socket, IP65, 3-pin, max. 2.5 mm ²	1 pc.	0.1	5NX30003
Connectivity: Plug/socket, IP65, 5-pin, max. 2.5 mm ²	1 pc.	0.1	5NX30005
Reflector, Ø = 480 mm, PC, clear prismatic structure, rotationally symmetric narrow to wide distribution	1 pc.	1.4	59HC91002
Reflector, Ø = 433 mm, aluminum, Alu-Soft, rotationally symmetric narrow to wide distribution	1 pc.	0.3	59HC91004
Support bracket	1 pc.	1.0	59HC92002



You can find further variants online.



Highbay 31 L, High-bay luminaire



Technical data

Color temperature	3,000 K 4,000 K	Rated service life	100,000 h (L70/B50) at AT = 35 °C, 70,000 h (L80/B50) at AT = 45 °C, 50,000 h (L85/B50) at AT = 45 °C
Luminous flux	20,000 ... 28,000 lm	Electrical connection	Cable, 3 × 1.0 mm 5 × 1.0 mm, free wire ends, length 1.5 m
Color rendering index	CRI ≥ 80	Housing	Die-cast aluminum, gray aluminum (RAL 9007), incl. hook on luminaire side, incl. screw
Luminous efficacy	150 lm/W	Mounting	Suspended mounting, on the chain surface-mounted, on the ceiling
Beam angle	Direct distribution, rotationally symmetric		
Cover	Cover plate made of PC, clear		
Control	ON / OFF DALI 2		
Temperature range	-30 ... +45 °C		

K	CRI	lm	W	lm/W	Control	kg	Order no.
Rotationally symmetric distribution, 60°							
4,000	≥ 80	20,000	134	150	DALI 2	3.7	51HC41DA4JMB
4,000	≥ 80	28,000	187	150	ON / OFF	3.0	51HC417A4MMB
4,000	≥ 80	28,000	187	150	DALI 2	3.8	51HC41DA4MMB
Rotationally symmetric distribution, 90°							
4,000	≥ 80	20,000	134	150	DALI 2	3.7	51HC42DA4JMB
4,000	≥ 80	28,000	187	150	ON / OFF	3.0	51HC427A4MMB
4,000	≥ 80	28,000	187	150	DALI 2	3.8	51HC42DA4MMB


Accessories	PU	kg	Order no.
Connectivity: Plug/socket, IP65, 3-pin, max. 2.5 mm ²	1 pc.	0.1	5NX30003
Connectivity: Plug/socket, IP65, 5-pin, max. 2.5 mm ²	1 pc.	0.1	5NX30005
Reflector, Ø = 480 mm, PC, clear prismatic structure, rotationally symmetric narrow to wide distribution	1 pc.	1.4	59HC91002
Reflector, Ø = 433 mm, aluminum, Alu-Soft, rotationally symmetric narrow to wide distribution	1 pc.	0.3	59HC91004
Support bracket	1 pc.	1.0	59HC92002



Highbay 42

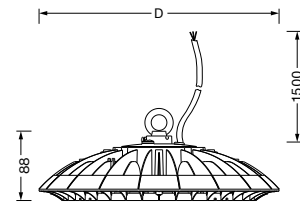
Our simple solution: Highbay 42 is our high-bay luminaire with the simplest requirements for efficiency and quality.

- Long service life (50,000 h L80) and use at elevated ambient temperatures up to 40 °C thanks to excellent thermal management of LEDs and driver
- Multilumen version with DIP switch
- Efficient light control and good visual comfort with wide distribution lens optic made of robust UV-stabilized PC
- Reflectors made of aluminum and PP available as accessories for optimizing glare control
- Suitable for demanding ambient conditions (IP65/IK08) and for the food industry (IFS)



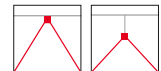


You can find further variants online.



D
HB42-S 275
HB42-L 305

Highbay 42, high-bay luminaire



Technical data

Color temperature	4,000 K	Temperature range	-20 ... +40 °C
Luminous flux	12,800 ... 28,000 lm	Rated service life	50,000 h (L80/B50) at AT = 25 °C
Color rendering index	CRI ≥ 80	Electrical connection	Cable, 3 × 1.0 mm ² , free wire ends, length 1.5 m
Luminous efficacy	160 lm/W	Housing	Die-cast aluminum, black, incl. hook on luminaire side
Beam angle	Direct distribution, rotationally symmetric, 90°	Mounting	Suspended mounting, on the chain surface-mounted, on the ceiling
Cover	Cover plate made of PC, clear		
Control	ON / OFF ON / OFF Multilumen		

K	CRI	lm	W	lm/W	Control	kg	Order no.
Highbay 42-S, Ø 275 mm, rotationally symmetric distribution, 90°							
4,000	> 80	12,800	80	160	ON / OFF	1.8	51HP327A4FMA
4,000	> 80	19,200	120	160	ON / OFF	1.8	51HP327A4HMA
Highbay 42-L, Ø 305 mm, rotationally symmetric distribution, 90°							
4,000	≥ 80	10,000 ... 28,000	175	160	ON / OFF Multilumen	2.4	51HP32MB4MMA
5,700	≥ 80	10,000 ... 28,000	175	160	ON / OFF Multilumen	2.4	51HP32MB7MMA

Accessories	PU	kg	Order no.
Reflector, Ø = 410 mm, PC, clear prismatic structure, rotationally symmetric, wide distribution, 100°	1 pc.	0.5	59HP91001
Reflector, Ø = 435 mm, aluminum, Alu-Soft, rotationally symmetric, wide distribution, 100°	1 pc.	0.4	59HP91003
Support bracket, 166 mm	1 pc.	0.4	59HP92001
Chain, steel, galvanized	running m.	0.1	5LY9001
Link chain, stainless steel (V2A)	running m.	0.1	5LY9002

Sport 31

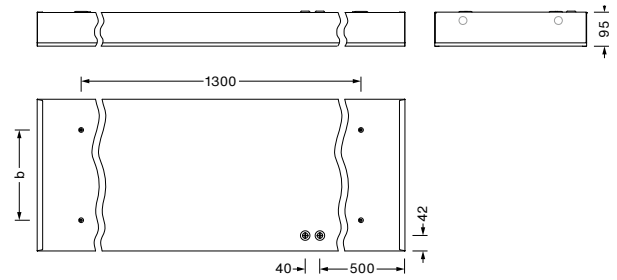
The athlete among highbay luminaires.

- Precisely coordinated lumen packages for any room height
- High visual comfort even for overhead sports due to first-class glare control
- Ballproof, solid and robust
- Simple and fast mounting due to easily accessible mounting space and preparation for continuous row mounting



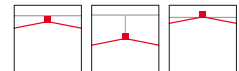


You can find further variants online.



	B	b
51HS12DC3DCA	315	147
51HS12DC4DCA	315	147
51HS12DC4ECA	315	147
51HS12DC4GCA	415	247

Sport 31, high-bay luminaire



Technical data

Color temperature	3,000 K 4,000 K	Temperature range	-20 ... +35 °C
Luminous flux	7,500 ... 20,000 lm	Rated service life	50,000 h (L85/B50) at AT = 25 °C
Color rendering index	CRI ≥ 80	Electrical connection	Terminal, 5-pin, max. 2.5 mm ²
Luminous efficacy	up to 137 lm/W	Housing	Sheet steel, traffic white (RAL 9016)
Beam angle	Direct, wide distribution, symmetric	Mounting	Suspended mounting, on the chain surface-mounted, on the ceiling recessed, in the ceiling
Cover	PC cover plate		
Control	DALI 2		

K	CRI	lm	W	lm/W	Control	kg	Order no.
Width 315 mm							
3,000	≥ 80	7,500	58	130	DALI 2	12.5	51HS12DC3DCA
4,000	≥ 80	8,000	58	135	DALI 2	12.5	51HS12DC4DCA
4,000	≥ 80	12,000	88	137	DALI 2	12.5	51HS12DC4ECA
Width 415 mm							
4,000	≥ 80	16,000	117	137	DALI 2	14.8	51HS12DD4GCA
4,000	≥ 80	20,000	146	137	DALI 2	14.8	51HS12DD4JCA

Accessories	PU	kg	Order no.
Recessing frame, for luminaire L × W 1540 × 315 mm	1 pc.	2.6	59HS91001
Recessing frame, for luminaire L × W 1540 × 415 mm	1 pc.	2.7	59HS91002
Chain suspension, steel, galvanized	1 pc.	0.8	59HS91003
Chain suspension, steel, galvanized	1 pc.	0.7	59HS91004
Through-wiring, 5-core, 1.5 mm ² , for seamless continuous rows	1 pc.	0.3	59HS92001

Mira 11 / 21

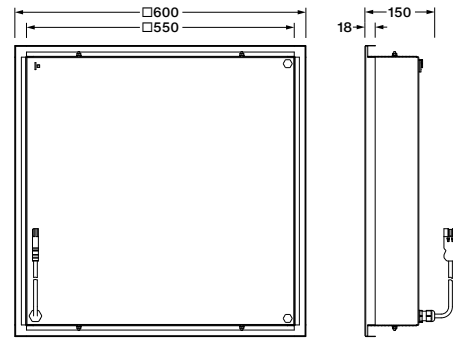

Luminaires for clean room applications.

- Precise installation in all commonplace ceiling systems
- Simple connection via plug connector
- Flush covers for easy cleaning
- Variants with rear inspection option for uninterrupted operation
- Individual sizes and a wide range of equipment variants possible on a project-specific basis





You can find further variants online.



Mira 11, clean room luminaire with toughened safety glass



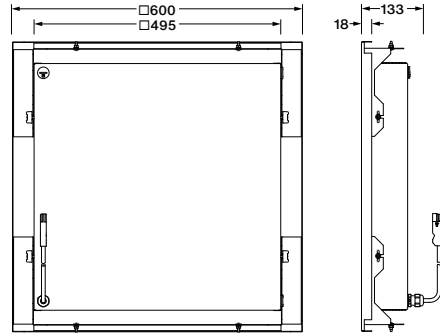
Technical data

Color temperature	4,000 K	Temperature range	-5 ... +40 °C
Luminous flux	3,060 ... 6,100 lm	Rated service life	75,000 h (L80/B10) at AT = 25 °C
Color rendering index	CRI ≥ 80	Electrical connection	Terminal, 3-pin, max. 2.5 mm ²
Luminous efficacy	up to 133 lm/W	Housing	Sheet steel, coated, pure white, with concealed magnets
Beam angle	Direct, wide distribution, symmetric	Mounting	Recessed, in the ceiling, for flush installation in metal cassettes, inspection from below
Cover	Toughened safety glass		
Control	ON / OFF		

K	CRI	lm	W	lm/W	Control	kg	Order no.
4,000	≥ 80	3,060	23	133	ON / OFF	13.0	on request
4,000	≥ 80	4,610	37	125	ON / OFF	13.0	on request
4,000	≥ 80	6,100	53	115	ON / OFF	13.0	on request



You can find further variants online.



Mira 11 SL, clean room luminaire with PC cover



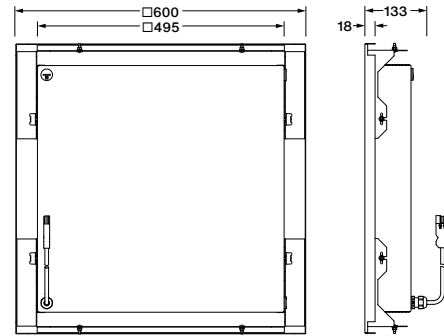
Technical data

Color temperature	4,000 K	Temperature range	-5 ... +40 °C
Luminous flux	3,150 ... 5,850 lm	Rated service life	75,000 h (L80/B10) at AT = 25 °C
Color rendering index	CRI ≥ 80	Electrical connection	Terminal, 3-pin, max. 2.5 mm ²
Luminous efficacy	up to 113 lm/W	Housing	Sheet steel, coated, pure white, with concealed magnets
Beam angle	Direct, wide distribution, symmetric	Mounting	Recessed, in the ceiling, for flush installation in metal cassettes, inspection from below
Cover	Toughened safety glass		
Control	ON / OFF		

K	CRI	lm	W	lm/W	Control	kg	Order no.
4,000	≥ 80	3,150	28	113	ON / OFF	10.0	on request
4,000	≥ 80	4,430	40	111	ON / OFF	10.0	on request
4,000	≥ 80	5,850	58	101	ON / OFF	10.0	on request



You can find further variants online.



Mira 21, clean room luminaire with PC cover



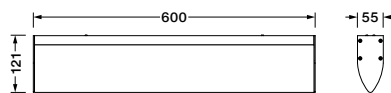
Technical data

Color temperature	4,000 K	Temperature range	-5 ... +40 °C
Luminous flux	3,220 ... 6,420 lm	Rated service life	75,000 h (L80/B10) at AT = 25 °C
Color rendering index	CRI ≥ 80	Electrical connection	Terminal, 3-pin, max. 2.5 mm ²
Luminous efficacy	up to 140 lm/W	Housing	Sheet steel, coated, pure white, with concealed spring clips
Beam angle	Direct, wide distribution, symmetric	Mounting	Recessed, in the ceiling, for flush installation in metal cassettes, inspection from below
Cover	PC		
Control	ON / OFF		

K	CRI	lm	W	lm/W	Control	kg	Order no.
4,000	≥ 80	3,220	23	140	ON / OFF	11.0	on request
4,000	≥ 80	4,860	37	131	ON / OFF	11.0	on request
4,000	≥ 80	6,420	53	121	ON / OFF	11.0	on request



You can find further variants online.



Mira 21 TD, clean room luminaire with PMMA cover



Technical data

Color temperature	4,000 K	Control	ON / OFF
Luminous flux	4,430 5,040 lm	Temperature range	-5 ... +40 °C
Color rendering index	CRI ≥ 80	Rated service life	75,000 h (L85/B10) at AT = 25 °C
Luminous efficacy	up to 149 lm/W	Electrical connection	Terminal, 3-pin, max. 2.5 mm ²
Beam angle	Direct, wide distribution, symmetric	Housing	Sheet steel, coated, pure white
Cover	PMMA, frosted	Mounting	Surface-mounted, on the ceiling

K	CRI	lm	W	lm/W	Control	L mm	kg	Order no.
4,000	≥ 80	4,030	27	149	ON / OFF	1,200	2.6	51FR527K444A
4,000	≥ 80	5,040	34	148	ON / OFF	1,500	3.3	51FR527P454A



Monsun Ex

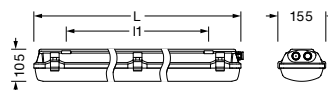
For use in potentially explosive atmospheres.

- Luminaires for use in hazardous areas with occasional (1 / 21) or infrequent (2 / 22) risk of explosion due to gaseous substances or dusts
- Extremely robust housing made of impact-resistant polycarbonate (IK10) with high protection rating (IP66)
- Flexible thanks to integrated through-wiring and individual connection options
- ATEX-certified



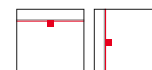


You can find further variants online.



L	H
1.280	880
1.580	1.000

Monsun Ex, explosion-proof luminaire



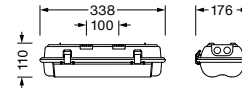
Technical data

Color temperature	4,000 K	Temperature range	Zone 1 / 21: -20 ... +50 °C Zone 2 / 22: -20 ... +45 °C
Luminous flux	4,503 ... 6,754 lm	Rated service life	70,000 h (L80/B50) at AT = 25 °C
Color rendering index	CRI ≥ 80	Electrical connection	Terminal, 3-pin max. 2.5 mm ² Terminal, 5-pin max. 2.5 mm ² Integrated through-wiring 5 × 2.5 mm
Luminous efficacy	up to 155 lm/W	Housing	Polycarbonate, light gray, mounting clips made of stainless steel (V4A)
Beam angle	Direct, wide distribution, symmetric		
Cover	Prismatic cover made of non-yellowing PC		
Control	ON / OFF DALI 2		

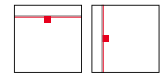
K	CRI	lm	W	lm/W	Control	L mm	kg	Order no.
Zone 1 / 21								
4,000	≥ 80	4,654	30	155	ON / OFF	1,280	5.5	51FXA27L440A
4,000	≥ 80	6,561	53	124	ON / OFF	1,280	5.5	51FXA27L460A
Zone 1 / 21, emergency lighting variant with single battery supply, 3 h								
4,000	≥ 80	6,561	53	124	ON / OFF	1,280	6.9	51FXA27L460A3G
Zone 2 / 22								
4,000	≥ 80	4,503	29	155	ON / OFF	1,280	2.8	51FXB27L440A
4,000	≥ 80	4,503	29	155	DALI 2	1,280	2.8	51FXB2DL440A
4,000	≥ 80	6,754	44	154	ON / OFF	1,580	3.7	51FXB27P460A
Zone 2 / 22, emergency lighting variant with single battery supply, 3 h								
4,000	≥ 80	4,503	36	125	ON / OFF	1,280	3.8	51FXB27L440A3G
4,000	≥ 80	6,754	50	136	ON / OFF	1,580	4.3	51FXB27P460A3G



You can find further variants online.



Monsun Ex Compact, explosion-proof luminaire



Technical data

Color temperature	4,000 K	Temperature range	-20 ... +40 °C -20 ... +50 °C
Luminous flux	1,604 ... 2,537 lm	Rated service life	70,000 h (L80/B50) at AT = 25 °C
Color rendering index	CRI ≥ 80	Electrical connection	Terminal, 3-pin max. 2.5 mm ² Terminal, 5-pin max. 2.5 mm ²
Luminous efficacy	up to 128 lm/W	Housing	Polycarbonate, light gray, mounting clips made of stainless steel (V4A)
Beam angle	Direct, wide distribution, symmetric	Mounting	Surface-mounting, on the ceiling on the wall
Cover	Prismatic cover made of non-yellowing PC		
Control	ON / OFF DALI 2		

K	CRI	lm	W	lm/W	Control	ta	kg	Order no.
Zone 2 / 22								
4,000	≥ 80	1,604	13	123	ON / OFF	-20 ... +50 °C	1.2	51FXC27A410A
4,000	≥ 80	2,537	20	127	ON / OFF	-20 ... +40 °C	1.2	51FXC27A420A
4,000	≥ 80	2,537	20	128	DALI 2	-20 ... +40 °C	1.2	51FXC2DA420A
Zone 2 / 22, emergency lighting variant with single battery supply, 3 h								
4,000	≥ 80	1,604	13	123	ON / OFF	-20 ... +50 °C	1.5	51FXC27A410A3G



AGA

Linde

500 kg

Office lighting families

→ Page 88

Downlights

→ Page 116

Track spotlights

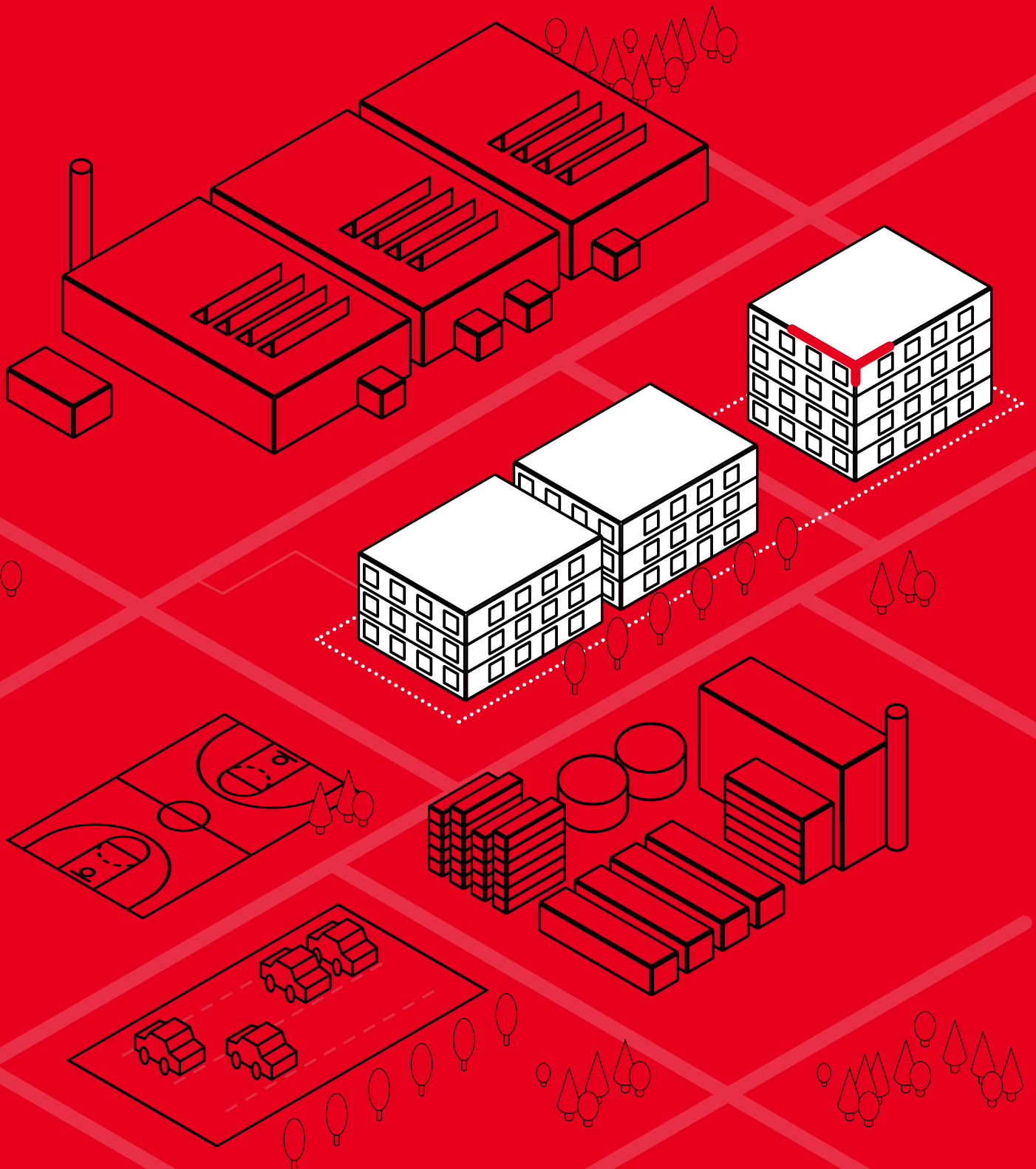
→ Page 128

Wall and ceiling luminaires

→ Page 130

Batten luminaires

→ Page 142



The image features a solid red background with several white geometric shapes. A large, semi-circular shape is positioned at the top, with a smaller semi-circular shape nested inside it. In the center, the word "Office" is written in a bold, white, sans-serif font, enclosed within a white rounded rectangular box. Below this, there are two more white shapes: a large, curved shape on the left and a smaller, curved shape on the right. On the far left, there are three thin, parallel white lines slanted downwards from top to bottom.

Office

Silica 21

The universal office solution:

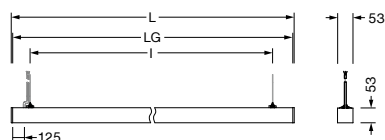
Maximum flexibility meets design and sustainability.

- Maximum flexibility in application and suitable for all mounting situations due to modular design
- Ideal basis for a smart office thanks to option for flexibly enhancing the luminaire with intelligent sensor technology – e.g. for room data acquisition using open interface
- Ideal for refurbishing traditional T5 / T8 lighting systems
- Sustainability through easily replaceable components
- Individual project solutions are no problem thanks to the modular principle





You can find further variants online.



L	LG	I
1204	1200	650...900
1504	1500	850...1200
3004	3000	2000...2700

Silica 21, office pendant luminaire, with darklight reflector, black



Technical data

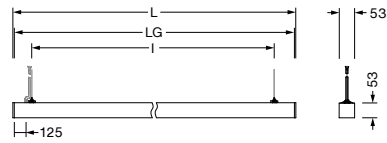
Color temperature	4,000 K	Control	DALI 2
Luminous flux	7,290 ... 18,230 lm	Temperature range	0 ... +35 °C
Color rendering index	CRI ≥ 80	Rated service life	70,000 h (L80/B50) at AT = 25 °C
Luminous efficacy	Up 172 lm/W	Electrical connection	Terminal, 3+ 2-pin, max. 2.5 mm ²
Beam angle	Direct / indirect wide distribution, symmetric	Housing	Aluminum, traffic white (RAL 9016)
Cover	Darklight reflector made of aluminum, black	Mounting	suspended mounting

K	CRI	lm	W	lm/W	Control	UGR	L mm	kg	Order no.
Wide distribution, with darklight reflector, black									
4,000	≥ 80	7,290	43.8	166	DALI 2	≤ 19	1,204	3.0	51MX32DA47WB
4,000	≥ 80	9,110	54.7	167	DALI 2	≤ 19	1,504	3.5	51MX32DB49WB
4,000	≥ 80	18,230	105.8	172	DALI 2	≤ 19	3,004	5.5	51MX32DC4DWB

Accessories	PU	kg	Order no.
Pendant set, square canopy, white, length 1.2 m	1 pc.	0.3	59MX30DH20W
Pendant set, round canopy, white, length 1.2 m	1 pc.	0.3	59MX30DJ20W
Pendant set, square canopy, silver, length 1.2 m	1 pc.	0.3	59MX30DH20S
Pendant set, round canopy, silver, length 1.2 m	1 pc.	0.3	59MX30DJ20S
Mechanical continuous row connector, for pendant and surface-mounted luminaires	1 pc.	0.1	59MX700V40X
Through-wiring, length 1.2 m	1 pc.	0.2	59MX70DL10X
Through-wiring, length 1.5 m	1 pc.	0.2	59MX70DL20X
Through-wiring, length 3 m	1 pc.	0.4	59MX70DL30X
Controller, for luminaires with darklight reflector	1 pc.	0.3	59MX2AW000WA
PR3-S sensor module, for luminaires with darklight reflector	1 pc.	0.3	59MX2BW000WA



You can find further variants online.



L	LG	I
1204	1200	650...900
1504	1500	850...1200
3004	3000	2000...2700

Silica 21, office pendant luminaire with translucent cover



Technical data

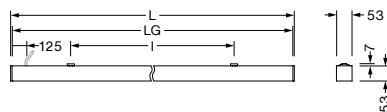
Color temperature	4,000 K	Control	DALI 2
Luminous flux	4,210 ... 14,780 lm	Temperature range	0 .. +35 °C
Color rendering index	CRI ≥ 80	Rated service life	70,000 h (L80/B50) at AT = 25 °C
Luminous efficacy	Up 164 lm/W	Electrical connection	Terminal, 3+ 2-pin, max. 2.5 mm ²
Beam angle	Direct / indirect, extremely wide distribution, symmetric	Housing	Aluminum, traffic white (RAL 9016)
Cover	PMMA prismatic lens opal-diffuse PMMA cover	Mounting	suspended mounting

K	CRI	lm	W	lm/W	Control	UGR	L mm	kg	Order no.
extremely wide distribution, with prismatic diffuser									
4,000	≥ 80	5,910	37	160	DALI 2	≤ 19	1,204	3.0	51MX33DA47WB
4,000	≥ 80	7,390	46.6	159	DALI 2	≤ 19	1,504	3.5	51MX33DB49WB
4,000	≥ 80	14,780	90.3	164	DALI 2	≤ 19	3,004	5.5	51MX33DC4DWB
extremely wide distribution, with opal diffuser cover									
4,000	≥ 80	4,210	27	156	DALI 2	≤ 22	1,204	3.0	51MX30DA44WB
4,000	≥ 80	5,260	33.1	159	DALI 2	≤ 22	1,504	3.5	51MX30DB45WB
4,000	≥ 80	10,520	66.5	158	DALI 2	≤ 22	3,004	5.5	51MX30DC49WB

Accessories	PU	kg	Order no.
Pendant set, square canopy, white, length 1.2 m	1 pc.	0.3	59MX30DH20W
Pendant set, round canopy, white, length 1.2 m	1 pc.	0.3	59MX30DJ20W
Pendant set, square canopy, silver, length 1.2 m	1 pc.	0.3	59MX30DH20S
Pendant set, round canopy, silver, length 1.2 m	1 pc.	0.3	59MX30DJ20S
Mechanical continuous row connector, for pendant and surface-mounted luminaires	1 pc.	0.1	59MX700V40X
Through-wiring, length 1.2 m	1 pc.	0.2	59MX70DL10X
Through-wiring, length 1.5 m	1 pc.	0.2	59MX70DL20X
Through-wiring, length 3 m	1 pc.	0.4	59MX70DL30X
Controller, for luminaires with opal or prismatic cover	1 pc.	0.3	59MX2AW100WA
PR3-S sensor module, for luminaires with opal or prismatic cover	1 pc.	0.3	59MX2BW100WA



You can find further variants online.



L	LG	I
1204	1200	650...700
1504	1500	850...1000
3004	3000	2000...2500

Silica 21, surface-mounted office luminaire, with darklight reflector, black



Technical data

Color temperature	4,000 K	Control	DALI 2
Luminous flux	4,320 ... 10,800 lm	Temperature range	0 ... +35 °C
Color rendering index	CRI ≥ 80	Rated service life	70,000 h (L80/B50) at AT = 25 °C
Luminous efficacy	up to 169 lm/W	Electrical connection	Terminal, 3+ 2-pin, max. 2.5 mm ²
Beam angle	Direct, wide distribution, symmetric	Housing	Aluminum, traffic white (RAL 9016)
Cover	Darklight reflector made of aluminum, black	Mounting	Surface-mounted, on the ceiling

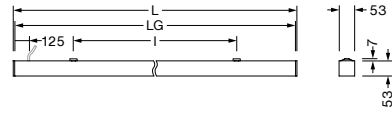
K	CRI	lm	W	lm/W	Control	UGR	L mm	kg	Order no.
Extremely wide distribution, with darklight reflector, black									
4,000	≥ 80	4,320	25.6	169	DALI 2	≤ 19	1,204	3.0	51MX22DA44WB
4,000	≥ 80	5,400	32.0	169	DALI 2	≤ 19	1,504	3.5	51MX22DB45WB
4,000	≥ 80	10,800	64.7	167	DALI 2	≤ 19	3,004	5.5	51MX22DC4AWB

Accessories

	PU	kg	Order no.
Pendant set, square canopy, white, length 1.2 m	1 pc.	0.3	59MX30DH20W
Pendant set, round canopy, white, length 1.2 m	1 pc.	0.3	59MX30DJ20W
Pendant set, square canopy, silver, length 1.2 m	1 pc.	0.3	59MX30DH20S
Pendant set, round canopy, silver, length 1.2 m	1 pc.	0.3	59MX30DJ20S
Mechanical continuous row connector, for pendant and surface-mounted luminaires	1 pc.	0.1	59MX700V40X
Through-wiring, length 1.2 m	1 pc.	0.2	59MX70DL10X
Through-wiring, length 1.5 m	1 pc.	0.2	59MX70DL20X
Through-wiring, length 3 m	1 pc.	0.4	59MX70DL30X
Controller, for luminaires with opal or prismatic cover	1 pc.	0.3	59MX2AW100WA
PR3-S sensor module, for luminaires with opal or prismatic cover	1 pc.	0.3	59MX2BW100WA



You can find further variants online.



L	LG	I
1204	1200	650...700
1504	1500	850...1000
3004	3000	2000...2500

Silica 21, surface-mounted office luminaire, with translucent cover



Technical data

Color temperature	4,000 K	Control	DALI 2
Luminous flux	2,400 ... 8,200 lm	Temperature range	0 ... +35 °C
Color rendering index	CRI ≥ 80	Rated service life	70,000 h (L80/B50) at AT = 25 °C
Luminous efficacy	up to 156 lm/W	Electrical connection	Terminal, 3+ 2-pin, max. 2.5 mm ²
Beam angle	Direct, extremely wide distribution, symmetric	Housing	Aluminum, traffic white (RAL 9016)
Cover	PMMA prismatic lens opal-diffuse PMMA cover	Mounting	Surface-mounted, on the ceiling

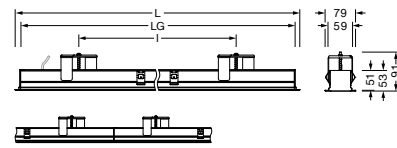
K	CRI	lm	W	lm/W	Control	UGR	L mm	kg	Order no.
extremely wide distribution, with prismatic diffuser									
4,000	≥ 80	3,280	21.0	156	DALI 2	≤ 19	1,204	3.0	51MX23DA44WB
4,000	≥ 80	4,100	26.2	156	DALI 2	≤ 19	1,504	3.5	51MX23DB45WB
4,000	≥ 80	8,200	54.6	150	DALI 2	≤ 19	3,004	5.5	51MX23DC4AWB
extremely wide distribution, with opal diffuser cover									
4,000	≥ 80	2,400	16.1	149	DALI 2	≤ 22	1,204	3.0	51MX20DA42WB
4,000	≥ 80	3,000	20.2	149	DALI 2	≤ 22	1,504	3.5	51MX20DB42WB
4,000	≥ 80	6,000	42.6	141	DALI 2	≤ 22	3,004	5.5	51MX20DC45WB

Accessories

	PU	kg	Order no.
Pendant set, square canopy, white, length 1.2 m	1 pc.	0.3	59MX30DH20W
Pendant set, round canopy, white, length 1.2 m	1 pc.	0.3	59MX30DJ20W
Pendant set, square canopy, silver, length 1.2 m	1 pc.	0.3	59MX30DH20S
Pendant set, round canopy, silver, length 1.2 m	1 pc.	0.3	59MX30DJ20S
Mechanical continuous row connector, for pendant and surface-mounted luminaires	1 pc.	0.1	59MX700V40X
Through-wiring, length 1.2 m	1 pc.	0.2	59MX70DL10X
Through-wiring, length 1.5 m	1 pc.	0.2	59MX70DL20X
Through-wiring, length 3 m	1 pc.	0.4	59MX70DL30X
Controller, for luminaires with opal or prismatic cover	1 pc.	0.3	59MX2AW100WA
PR3-S sensor module, for luminaires with opal or prismatic cover	1 pc.	0.3	59MX2BW100WA



You can find further variants online.



L	LG	I
1228	1200	900
1528	1500	1200
3028	3000	2700

Silica 21, recessed office luminaire, with darklight reflector, black



Technical data

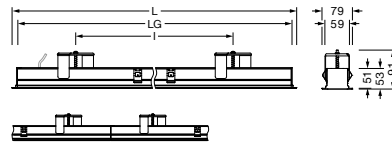
Color temperature	4,000 K	Control	DALI 2
Luminous flux	4,320 ... 10,800 lm	Temperature range	0 ... +35 °C
Color rendering index	CRI ≥ 80	Rated service life	70,000 h (L80/B50) at AT = 25 °C
Luminous efficacy	up to 169 lm/W	Electrical connection	Terminal, 3+ 2-pin, max. 2.5 mm ²
Beam angle	Direct, wide distribution, symmetric	Housing	Aluminum, traffic white (RAL 9016)
Cover	Darklight reflector made of aluminum, black	Mounting	Recessed, in the ceiling

K	CRI	lm	W	lm/W	Control	UGR	L mm	kg	Order no.
Wide distribution, with darklight reflector, black									
4,000	≥ 80	4,320	25.6	169	DALI 2	≤ 19	1,228	3.2	51MX12DA44WB
4,000	≥ 80	5,400	32.0	169	DALI 2	≤ 19	1,528	3.8	51MX12DB45WB
4,000	≥ 80	10,800	64.7	167	DALI 2	≤ 19	3,028	6.0	51MX12DC4AWB

Accessories	PU	kg	Order no.
Through-wiring, length 1.2 m	1 pc.	0.2	59MX70DL10X
Through-wiring, length 1.5 m	1 pc.	0.2	59MX70DL20X
Through-wiring, length 3 m	1 pc.	0.4	59MX70DL30X
Controller, for luminaires with darklight reflector	1 pc.	0.3	59MX1AW000WA
PR3-S sensor module, for luminaires with darklight reflector	1 pc.	0.3	59MX1BW000WA



You can find further variants online.



L	LG	I
1228	1200	900
1528	1500	1200
3028	3000	2700

Silica 21, recessed office luminaire, with translucent cover



Technical data

Color temperature	4,000 K	Control	DALI 2
Luminous flux	2,400 ... 8,200 lm	Temperature range	0 ... +35 °C
Color rendering index	CRI ≥ 80	Rated service life	70,000 h (L80/B50) at AT = 25 °C
Luminous efficacy	up to 156 lm/W	Electrical connection	Terminal, 3+ 2-pin, max. 2.5 mm ²
Beam angle	Direct, extremely wide distribution, symmetric	Housing	Aluminum, traffic white (RAL 9016)
Cover	PMMA prismatic lens opal-diffuse PMMA cover	Mounting	Recessed, in the ceiling

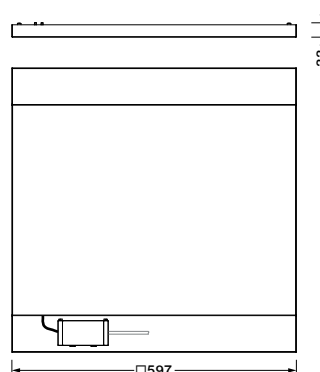
K	CRI	lm	W	lm/W	Control	UGR	L mm	kg	Order no.
extremely wide distribution, with prismatic diffuser									
4,000	≥ 80	3,280	21.0	156	DALI 2	≤ 19	1,228	3.2	51MX13DA44WB
4,000	≥ 80	4,100	26.2	156	DALI 2	≤ 19	1,528	3.8	51MX13DB45WB
4,000	≥ 80	8,200	54.6	150	DALI 2	≤ 19	3,028	6.0	51MX13DC4AWB
extremely wide distribution, with opal diffuser cover									
4,000	≥ 80	2,400	16.1	149	DALI 2	≤ 22	1,228	3.2	51MX10DA42WB
4,000	≥ 80	3,000	20.2	149	DALI 2	≤ 22	1,528	3.8	51MX10DB42WB
4,000	≥ 80	6,000	42.6	141	DALI 2	≤ 22	3,028	6.0	51MX10DC45WB

Accessories

	PU	kg	Order no.
Through-wiring, length 1.2 m	1 pc.	0.2	59MX70DL10X
Through-wiring, length 1.5 m	1 pc.	0.2	59MX70DL20X
Through-wiring, length 3 m	1 pc.	0.4	59MX70DL30X
Controller, for luminaires with opal or prismatic cover	1 pc.	0.3	59MX1AW100WA
PR3-S sensor module, for luminaires with opal or prismatic cover	1 pc.	0.3	59MX1BW100WA



You can find further variants online.



Silica 21 square, recessed office luminaire, with darklight reflector



Technical data

Color temperature	3,000 K 4,000 K	Control	DALI 2
Luminous flux	4,600 lm	Temperature range	0 ... +35 °C
Color rendering index	CRI ≥ 80	Rated service life	50,000 h (L85/B50) at AT = 25 °C
Luminous efficacy	up to 169 lm/W	Electrical connection	Terminal, 3+ 2-pin, max. 2.5 mm ²
Beam angle	Direct, wide distribution, symmetric	Housing	Aluminum, traffic white (RAL 9016)
Cover	Darklight reflector made of aluminum, white black	Mounting	Recessed, in the ceiling

K	CRI	lm	W	lm/W	Control	UGR	kg	Order no.
Wide distribution, with darklight reflector, white								
3,000	≥ 80	4,600	26.7	172	DALI 2	≤ 19	4.5	51MX6MDS34W
4,000	≥ 80	4,600	24.9	185	DALI 2	≤ 19	4.5	51MX6MDS44W
Wide distribution, with darklight reflector, black								
3,000	≥ 80	4,600	29.1	158	DALI 2	≤ 19	4.5	51MX6KDS34W
4,000	≥ 80	4,600	27.2	169	DALI 2	≤ 19	4.5	51MX6KDS44W

Accessories	PU	kg	Order no.
Quick mounting kit for ceiling cutouts, sheet steel, galvanized	1 pc.	0.7	59MX600H00X

Silica 21 Ring

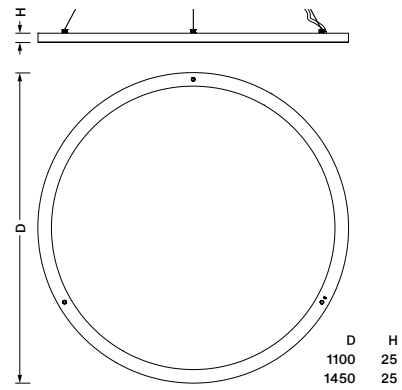
Prestigious and elegant.

- Decorative, weightless pendant luminaire for use in foyers, canteens, offices and public buildings
- Can be used universally and freely combined thanks to different sizes and beam characteristics





You can find further variants online.



Silica 21 Ring M, ring luminaire, direct distribution



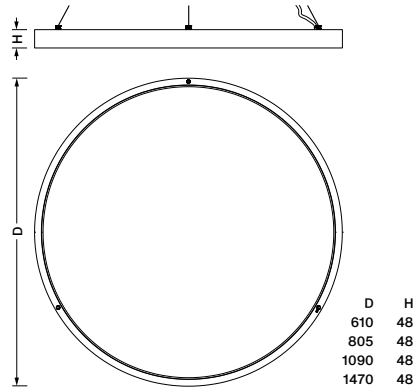
Technical data

Color temperature	4,000 K	Control	DALI 2
Luminous flux	8,423 11,353 lm	Temperature range	0 ... +35 °C
Color rendering index	CRI ≥ 80	Rated service life	50,000 h (L80/B10) at AT = 25 °C
Luminous efficacy	up to 91 lm/W	Electrical connection	Terminal, 5-pin, max. 2.5 mm ²
Beam angle	Direct, wide distribution, symmetric	Housing	Aluminum, round, black
Cover	PC, frosted	Mounting	Suspended mounting, suspension height up to 4 m

K	CRI	lm	W	lm/W	Control	Ø mm	kg	Order no.
Direct distribution								
4,000	≥ 80	8,423	94	90	DALI 2	1,100	4.1	5PJBD3D3104A
4,000	≥ 80	11,353	125	91	DALI 2	1,450	4.9	5PJBD4D3104A



You can find further variants online.



Silica 21 Ring M, ring luminaire, direct / indirect distribution



Technical data

Color temperature	4,000 K	Control	DALI 2
Luminous flux	6,426 8,887 lm	Temperature range	0 ... +35 °C
Color rendering index	CRI ≥ 80	Rated service life	50,000 h (L80/B10) at AT = 25 °C
Luminous efficacy	up to 63.5 lm/W	Electrical connection	Terminal, 5-pin, max. 2.5 mm ²
Beam angle	Direct / indirect distribution, symmetric, ring inner side luminous	Housing	Aluminum, round, black
Cover	PC, frosted	Mounting	Suspended mounting, suspension height up to 4 m

K	CRI	lm	W	lm/W	Control	Ø mm	kg	Order no.
Direct / indirect distribution								
4,000	≥ 80	6,426	105	61.2	DALI 2	1,090	4.1	5PJB13D3104A
4,000	≥ 80	8,887	140	63.5	DALI 2	1,470	5.0	5PJB14D3104A



Silica 11 Floor

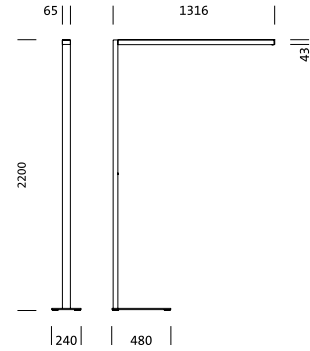
Purism for single, double and quadruple workstations.

- Uniform, standard-compliant illumination in accordance with DIN EN 12464-1
- High luminous flux with low glare
- Very high efficiency thanks to extremely precise light distribution
- Suitable for height-adjustable desks and four-person workstations
- Direct and indirect components can be switched / dimmed separately
- Integrated daylight and presence sensors
- Various baseplates and table adaptations on request





You can find further variants online.



Silica 11 Floor



Technical data

Color temperature	4,000 K	Temperature range	0 ... +35 °C
Luminous flux	12,460 lm	Rated service life	50,000 h (L85/B50) at AT = 25 °C
Color rendering index	CRI ≥ 80	Electrical connection	Pre-assembled connection cable, cable length: 3.0 m
Luminous efficacy	157 lm/W	Housing	Rectangular luminaire head made of aluminum, square supporting column made of aluminum, base made of steel traffic white (RAL 9016) deep black (RAL 9005)
Beam angle	Direct / indirect distribution, symmetric	Mounting	Unmounted
Cover	PMMA, cover plate		
Control	DALI with presence sensor, daylight-dependent control		

K	CRI	lm	W	lm/W	Control	kg	Order no.
Color white, RAL 9016							
4,000	≥ 80	12,460	79	157	DALI	18.6	5MX51BS3WZK00002XX
Color black, RAL 9005							
4,000	≥ 80	12,460	79	157	DALI	18.6	5MX51BS3SZK00022XX

Silica 21 Floor R

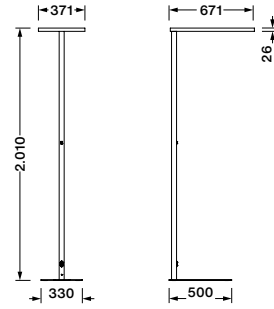
As flexible as modern work concepts.

- Ideal basis for a smart office thanks to option for flexibly enhancing the luminaire with intelligent sensor technology – e.g. for room data acquisition using open interface
- Very uniform and standard-compliant illumination of two workstations according to DIN EN 12464-1
- Pleasant room atmosphere created due to very wide ceiling illumination
- Swarm function provides pleasant ambient light if required
- Easy maintenance and expansion due to gear tray principle and access to electronics compartment





You can find further variants online.



Silica 21 Floor R



Technical data

Color temperature	4,000 K	Temperature range	0 ... +35 °C
Luminous flux	15,000 lm	Rated service life	50,000 h (L85/B50) at AT = 25 °C
Color rendering index	CRI ≥ 80	Electrical connection	Pre-assembled connection cable cable length: 2.5 m
Luminous efficacy	141 lm/W	Housing	Luminaire head made of aluminum, supporting column made of aluminum, base made of steel traffic white (RAL 9016) white aluminum (RAL 9006), jet black (RAL 9005)
Beam angle	Direct / indirect distribution symmetric	Mounting	Unmounted
Cover	PMMA, prismatic diffuser		
Control	DALI 2 with presence sensor, daylight-dependent control Room data recording and swarm function on request		

K	CRI	lm	W	lm/W	Control	kg	Order no.
Color white, RAL 9016							
4,000	≥ 80	15,000	106.4	141	DALI 2	15.0	51MX53SG4DW
Color white aluminum, RAL 9006							
4,000	≥ 80	15,000	106.4	141	DALI 2	15.1	51MX53SG4DS
Color jet black, RAL 9005							
4,000	≥ 80	15,000	106.4	141	DALI 2	15.1	51MX53SG4DB

Silica 31 Floor

Variable elegance.

- Very good glare reduction
- High variance with single and double floor-standing luminaires and desktop luminaires
- Convenient operation thanks to high-quality touch panel
- Outstanding price/performance ratio
- High efficiency of 141 lm/W

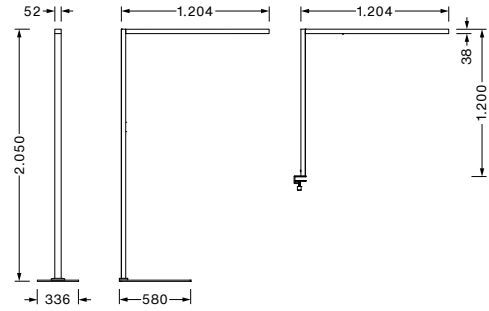




You can find further variants online.



available in 1st quarter of 2024



Silica 31 Floor



Technical data


Color temperature	4,000 K	Temperature range	-20 ... +40 °C
Luminous flux	10,600 lm	Rated service life	50,000 h (L85/B10) at AT = 25 °C
Color rendering index	CRI ≥ 80	Electrical connection	Connection cable enclosed cable length: 2.5 m
Luminous efficacy	141 lm/W	Housing	Luminaire head made of aluminum, supporting column made of aluminum, base made of steel traffic white (RAL 9016) white aluminum (RAL 9006), jet black (RAL 9005)
Beam angle	Direct / indirect distribution symmetric	Mounting	Unmounted
Cover	PC, raster optics		
Control	DALI 2 with presence sensor, daylight-dependent control		

K	CRI	lm	W	lm/W	Control	kg	Order no.
Color white, RAL 9016, with base							
4,000	≥ 80	10,600	75	141	DALI 2	12.1	51MY52FA4CW
Color white, RAL 9016, with table mounting							
4,000	≥ 80	10,600	75	141	DALI 2	4.1	51MY52GA4CW
Color white aluminum, RAL 9006, with base							
4,000	≥ 80	10,600	75	141	DALI 2	12.1	51MY52FA4CS
Color white aluminum, RAL 9006, with table mounting							
4,000	≥ 80	10,600	75	141	DALI 2	4.1	51MY52GA4CS
Color deep black, RAL 9005, with base							
4,000	≥ 80	10,600	75	141	DALI 2	12.1	51MY52FA4CB
Color deep black, RAL 9005, with table mounting							
4,000	≥ 80	10,600	75	141	DALI 2	4.1	51MY52GA4CB

Vega 11

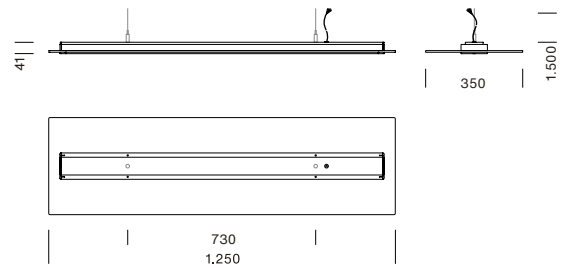
It's simple: excellent light, excellent design.

- Purist appearance with an almost transparent design: height of prismatic plate only 6 mm, height of luminaire housing only 43 mm
- Outstanding lighting technology for very uniform light distribution with direct/indirect component for pleasant room atmosphere, BAP65 ($L \leq 1500 \text{ cd/m}^2$)
- High quality appearance due to special vaporization of the prismatic plate at the edges, aluminum housing and decorative specular strip





You can find further variants online.



Vega 11, office luminaire with prismatic PMMA reflector



Technical data

Color temperature	3,000 K 4,000 K	Temperature range	0 ... +35 °C
Luminous flux	7,300 ... 8,130 lm	Rated service life	50,000 h (L80/B50) at AT = 25 °C
Color rendering index	CRI ≥ 80	Electrical connection	Terminal, 3 + 2-pin, max. 2.5 mm ² , incl. connection cable, length 1.5 m
Luminous efficacy	Up 131 lm/W	Housing	Aluminum profile, anodized, white aluminum (RAL 9006), lower housing made of aluminum profile, anodized, white aluminum (RAL 9006) and of PC, gray
Beam angle	Direct / indirect wide distribution, symmetric	Mounting	suspended mounting
Cover	Prismatic reflector made of PMMA, clear		
Control	DALI		

K	Ra	LM	W	lm/W	Control	kg	Order no.
3,000	≥ 80	7,300	62	118	DALI	6.6	5MN238DLE003
4,000	≥ 80	8,130	62	131	DALI	6.6	5MN238DLE

Accessories	PU	kg	Order no.
Single wire suspension, for luminaire, with canopy, white, round	1 pc.	0.1	5MN91202
Single wire suspension, for luminaire, with canopy, white, square	1 pc.	0.1	5MN91204
Single wire suspension, for luminaire	1 pc.	0.1	5MN91302

Apollon 21 / 31 / 41

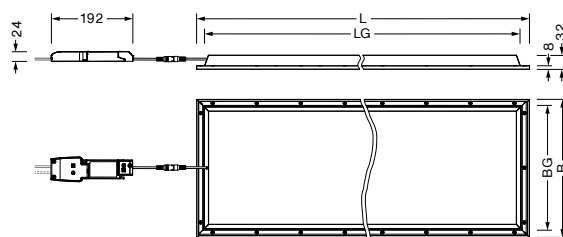
The intelligent luminaire range for office and general lighting.

- Highly efficient for low energy consumption, with refurbishment projects (T5/T8), feasible energy savings of up to 55 %
- Durability in application due to high protection ratings of up to IP54, also suitable for more adverse environments and clean rooms
- Available with Tunable White function as the ideal basis for HCL^{live} applications for greater well-being and motivation



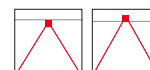


You can find further variants online.



L	LG	B	BG
1.245	1.207	179	141
1.245	1.207	307	269
1.245	1.207	622	584
1.545	1.507	179	141
1.545	1.507	307	269

Apollon 21 Linear: office luminaire with microprismatic cover



Technical data

Color temperature	4,000 K	Temperature range	-20 ... +45 °C
Luminous flux	4,190 ... 7,600 lm	Rated service life	50,000 h (L90/B50) at AT = 25 °C
Color rendering index	CRI ≥ 80	Electrical connection	Terminal, 3-pin, max. 2.5 mm ² , Terminal, 5-pin, max. 2.5 mm ²
Luminous efficacy	up to 170 lm/W	Housing	Aluminum housing, coated, pure white, top of housing, made of sheet steel, galvanized
Beam angle	Direct, wide distribution, symmetric, 80°	Mounting	Lay-in mounting recessed, in the ceiling
Cover	PMMA microprismatic		
Control	ON / OFF ON / OFF Multilumen DALI 2		

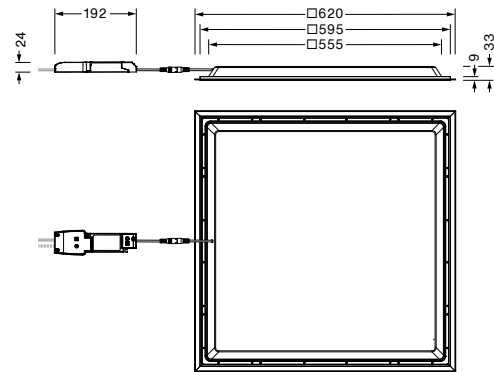
K	CRI	lm	W	lm/W	Control	UGR	Type of protection	L mm	B mm	kg	Order no.
4,000	≥ 80	4,190	26	165	DALI 2	≤ 19	IP20 / IP50	1,195	295	2.7	51MQ18WD2414
4,000	≥ 80	4,190	26	165	ON / OFF Multilumen	≤ 19	IP20 / IP50	1,195	295	2.7	51MQ18WM2414
3,000 4,000	≥ 80	7,400	44	167	DALI 2	≤ 19	IP20 / IP50	1,195	595	4.5	51MQ1AWD2M14
4,000	≥ 80	7,600	45	170	ON / OFF Multilumen	≤ 19	IP20 / IP50	1,195	595	4.5	51MQ1AWM2414

Accessories	PU	kg	Order no.
Surface-mount housing, white, for luminaire L x W = 1,195 x 295 mm	1 pc.	1.9	59MQ28004024
Surface-mount housing, white, for luminaire L x W = 1,195 x 595 mm	1 pc.	2.4	59MQ2A002024
Rapid-mount bracket, for ceiling cut-outs	4 pc.	0.7	59MQ11008004
Rotary dimmer, local control, for installation in switch box	1 pc.	0.1	5LZ902050TW

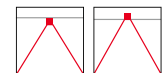
Emergency lighting kit on request



You can find further variants online.



Apollon 21 Square: office luminaire with microprismatic cover



Technical data

Color temperature	3,000 K ... 6,500 K	Temperature range	-20 ... +45 °C
Luminous flux	4,100 ... 4,200 lm	Rated service life	50,000 h (L90/B50) at AT = 25 °C
Color rendering index	CRI ≥ 80	Electrical connection	Terminal, 3-pin, max. 2.5 mm ² , Terminal, 5-pin, max. 2.5 mm ²
Luminous efficacy	up to 180 lm/W	Housing	Housing made of aluminum, coated, traffic white (RAL 9016), upper housing side made of sheet steel, galvanized
Beam angle	Direct, wide distribution, symmetric, 90°	Mounting	Lay-in mounting recessed, in the ceiling
Cover	PMMA microprismatic		
Control	ON / OFF DALI 2 DALI 2 CLO		

K	CRI	lm	W	lm/W	Control	UGR	Type of protection	kg	Order no.
4,000	90	4,100	25	166	DALI 2	≤ 19	IP20 / IP50	1.8	51MQ12WD2114
3,000 4,000	80	4,200	24	174	ON / OFF	≤ 19	IP20 / IP50	1.8	51MQ11W72M14
3,000 4,000	80	4,200	26	162	DALI 2	≤ 19	IP20 / IP50	1.8	51MQ12WD2M14
4,000	80	4,200	23	180	ON / OFF	≤ 19	IP20 / IP50	1.8	51MQ12W72414
4,000	80	4,200	25	170	DALI 2	≤ 19	IP20 / IP50	1.8	51MQ12WD2414
4,000	80	4,200	25	170	DALI 2 CLO	≤ 19	IP20 / IP54	1.8	51MQ12WC2454
6,500	80	4,150	25	162	DALI 2	≤ 19	IP20 / IP50	1.8	51MQ12WD2614

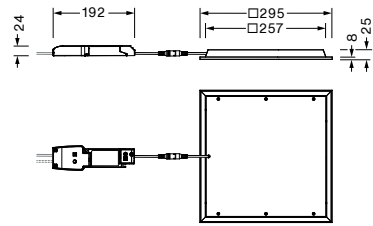
Accessories

	PU	kg	Order no.
Surface-mounted housing, white, for luminaire M600	1 pc.	1.4	59MQ22005024
Rapid-mount bracket, for ceiling cut-outs	4 pc.	0.7	59MQ11008004
Rotary dimmer, local control, for installation in switch box	1 pc.	0.1	5LZ902050TW

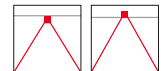
Emergency lighting kit on request



You can find further variants online.



Apollon 21 Square, 295 × 295 mm, office luminaire with microprismatic cover



Technical data

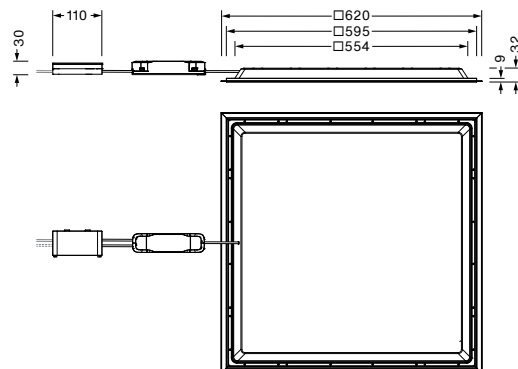
Color temperature	4,000 K	Temperature range	-20 ... +45 °C
Luminous flux	1,800 lm	Rated service life	50,000 h (L90/B50) at AT = 25 °C
Color rendering index	CRI ≥ 80	Electrical connection	Terminal, 5-pin, max. 2.5 mm ²
Luminous efficacy	up to 130 lm/W	Housing	Housing made of sheet steel, coated, upper housing side made of sheet steel, galvanized
Beam angle	Direct, wide distribution, symmetric, 90°	Mounting	Lay-in mounting recessed, in the ceiling
Cover	PMMA microprismatic		
Control	DALI 2		

K	CRI	lm	W	lm/W	Control	UGR	Type of protection	kg	Order no.
Dimensions: 295 × 295 mm									
4,000	≥ 80	1,800	14	130	DALI 2	≤ 19	IP20 / IP50	0.8	51MQ13WD2414

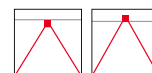
Accessories	PU	kg	Order no.
Surface-mount housing, white, for luminaire L × W = 295 × 295 mm	1 pc.	0.5	59MQ23004024



You can find further variants online.



Apollon 31 Square: office luminaire with microprismatic cover



Technical data

Color temperature	3,000 K ... 5,000 K	Temperature range	-20 ... +40 °C
Luminous flux	3,600 ... 4,000 lm	Rated service life	50,000 h (L85/B50) at AT = 25 °C
Color rendering index	CRI ≥ 80	Electrical connection	Terminal, 3-pin, max. 2.5 mm ² , Terminal, 5-pin, max. 2.5 mm ²
Luminous efficacy	up to 145 lm/W	Housing	Housing made of aluminum, coated, traffic white (RAL 9016), upper housing side made of sheet steel, galvanized
Beam angle	Direct, wide distribution, symmetric, 90° 120°	Mounting	Lay-in mounting recessed, in the ceiling
Cover	PMMA microprismatic		
Control	ON/OFF DALI 2		

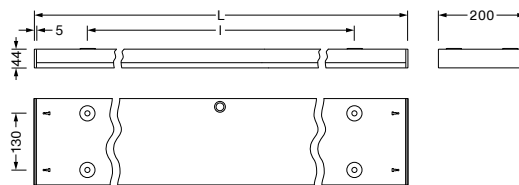

K	CRI	lm	W	lm/W	Control	UGR	kg	Order no.
Module: M600, wide distribution, 90°								
3,000	≥ 80	3,800	28	138	ON / OFF	≤ 19	1.8	51MP12W72342
3,000	≥ 80	3,600	28	130	DALI 2	≤ 19	1.8	51MP12WD2342
3,000 4,000	≥ 80	4,000	28	142	ON / OFF	≤ 19	1.8	51MP12W72M42
3,000 4,000	≥ 80	4,000	28	142	DALI 2	≤ 19	1.8	51MP12WD2M42
4,000	≥ 80	4,000	28	145	ON / OFF	≤ 19	1.8	51MP12W72442
4,000	≥ 80	3,800	28	138	DALI 2	≤ 19	1.8	51MP12WD2442
4,000 5000	≥ 80	4,000	28	145	ON / OFF	≤ 19	1.8	51MP12W72N42
4,000 5000	≥ 80	4,000	28	145	DALI 2	≤ 19	1.8	51MP12WD2N42
Module: M600, wide distribution, 120°								
4,000	≥ 80	4,000	28	145	ON / OFF	≤ 22	1.8	51MP12N72442

Accessories	PU	kg	Order no.
Surface-mounted housing, white, for luminaire M600	1 pc.	1.3	59MQ22004024
Rapid-mount bracket, for ceiling cut-outs	4 pc.	0.7	59MQ11008004
SITECO Connect 31 Office, controller, local control	1 pc.	0.1	5LZ935100A
SITECO Connect 31 Office, cable anchoring covers for controllers, local control	1 pc.	0.1	5LZ935400A
SITECO Connect 31 Office, sensor, local control	1 pc.	0.1	5LZ935202A
Rotary dimmer, local control, for installation in switch box	1 pc.	0.1	5LZ902050TW

Emergency lighting kit on request



You can find further variants online.



L	I
1245	1000
1545	1300

Apollon 31 Surface, office luminaire with microprismatic cover



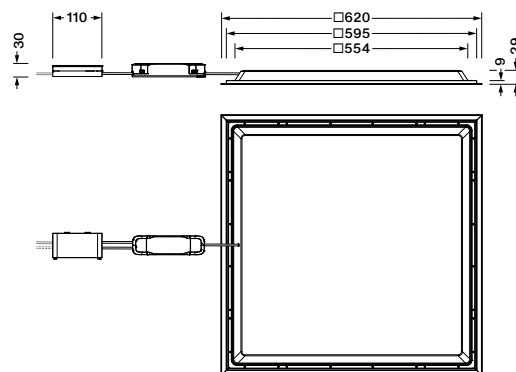

Technical data

Color temperature	3,000 K 4,000 K	Control	ON / OFF Multilumen DALI 2
Luminous flux	2,900 ... 7,700 lm	Temperature range	-20 ... +40 °C
Color rendering index	CRI ≥ 80	Rated service life	50,000 h (L80/B50) at AT = 25 °C
Luminous efficacy	up to 139 lm/W	Electrical connection	Terminal, 3-pin Terminal, 5-pin
Beam angle	Direct, wide distribution, symmetric, 90°	Housing	Housing, sheet steel, coil-coated, traffic white (RAL 9016)
Cover	PMMA microprismatic	Mounting	Surface-mounted, on the ceiling

K	CRI	lm	W	lm/W	Control	L mm	kg	Order no.
3,000	≥ 80	2,900 3,600 4,100 4,700	23 27 33 38	132	ON / OFF Multilumen	1,245	3.0	51MP25WM2341W
3,000	≥ 80	3,600	28	129	DALI 2	1,245	3.0	51MP25WD2341W
4,000	≥ 80	3,100 3,800 4,400 5,000	23 27 33 38	139	ON / OFF Multilumen	1,245	3.0	51MP25WM2441W
4,000	≥ 80	3,800	28	136	DALI 2	1,245	3.0	51MP25WD2441W
3,000	≥ 80	4,400 5,500 6,500 7,400	33 42 50 58	133	ON / OFF Multilumen	1,545	5.5	51MP26WM2341W
3,000	≥ 80	4,400	33	133	DALI 2	1,545	5.5	51MP26WD2341W
4,000	≥ 80	4,600 5,800 6,800 7,700	33 42 50 58	139	ON / OFF Multilumen	1,545	5.5	51MP26WM2441W
4,000	≥ 80	4,600	33	139	DALI 2	1,545	5.5	51MP26WD2441W



You can find further variants online.



Apollon 41, office luminaire with prismatic diffuser



Technical data

Color temperature	3,000 K ... 6,500 K	Temperature range	-20 ... +40 °C
Luminous flux	3,500 lm ... 3,700 lm	Rated service life	50,000 h (L80/B50) at AT = 25 °C
Color rendering index	CRI ≥ 80	Electrical connection	Terminal, 3-pin, Terminal, 5-pin
Luminous efficacy	up to 130 lm/W	Housing	Housing made of aluminum, traffic white (RAL 9016), upper housing side made of sheet steel
Beam angle	Direct, wide distribution, symmetric, 90°	Mounting	Lay-in mounting recessed, in the ceiling
Cover	Prism diffuser made of PS		
Control	ON / OFF DALI 2		

K	CRI	lm	W	lm/W	Control	kg	Order no.
Module: M600							
3,000	≥ 80	3,500	29	123	ON / OFF	2.1	51MH11W72343
3,000 4,000	≥ 80	3,700	29	130	ON / OFF	2.1	51MH11W72M43
4,000	≥ 80	3,700	29	130	ON / OFF	2.1	51MH11W72443
4,000	≥ 80	3,500	29	123	DALI 2	2.1	51MH11WD2443
4,000 6,500	≥ 80	3,700	29	130	ON / OFF	2.1	51MH11W72N43
4,000 6,500	≥ 80	3,500	29	123	DALI 2	2.1	51MH11WD2N43

Accessories	PU	kg	Order no.
Rapid-mount bracket, for ceiling cut-outs	4 pc.	0.7	59MQ11008004
Surface-mounted housing (unmounted frame), white, for M600 luminaire	1 pc.		59MQ22004024

Emergency lighting kit on request



Lunis 21

The large downlight family for all occasions.

- Ideal for replacing conventional downlights with ceiling cutouts between \varnothing 68 mm and \varnothing 265 mm
- Suitable for VDU workstation lighting due to $UGR \leq 19$
- Three different optics for all important applications
- Integrates perfectly into the interior design due to concise appearance
- Simple ceiling integration thanks to flat design
- Quick and easy mounting

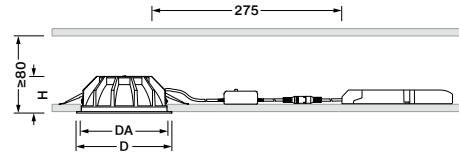




You can find further variants online.



available in 1st quarter of 2024



D	DA	H
84	68	44
115	100	51
165	150	64
230	200	81

Lunis 21, with high-gloss aluminum reflector



Technical data

Color temperature	3,000 K ... 6,500 K	Control	ON / OFF ON / OFF Multilumen DALI 2 Multilumen DALI DT 8
Luminous flux	860 ... 2,510 lm	Temperature range	-20 ... +35 °C
Color rendering index	CRI ≥ 80	Rated service life	50,000 h (L80/B20) at AT = 25 °C
Luminous efficacy	up to 185 lm/W	Electrical connection	Terminal, 3-pin, max. 2.5 mm ² Terminal, 5-pin, max. 2.5 mm ²
Beam angle	Direct, wide distribution, symmetric	Housing	Round, traffic white (RAL 9016)
Cover	Reflector, with internal cover	Mounting	Recessed, in the ceiling

K	CRI	lm	W	lm/W	Control	kg	Order no.
Lunis 21 S, ceiling cutout: Diameter 68 mm							
3,000 4,000 6,500	≥ 80	860	6.0	145	ON / OFF	0.5	51DB15MA91C
3,000 4,000 6,500	≥ 80	1,000	7.2	140	DALI 2 Multilumen	0.5	51DB15EA91C
3,000 ... 6,500	≥ 80	1,000	7.2	140	DALI DT 8	0.5	51DB15TA91C
Lunis 21 M, ceiling cutout: Diameter 100 mm							
3,000 4,000 6,500	≥ 80	1,860	10.5	176	ON / OFF Multilumen	0.8	51DB15MC91C
3,000 4,000 6,500	≥ 80	1,790	11.0	160	DALI 2 Multilumen	0.8	51DB15EC91C
3,000 ... 6,500	≥ 80	1,790	11.0	160	DALI DT 8	0.8	51DB15TC91C
Lunis 21 L, ceiling cutout: Diameter 150 mm							
3,000 4,000 6,500	≥ 80	2,100	12.0	179	ON / OFF Multilumen	1.0	51DB15MD91C
3,000 4,000 6,500	≥ 80	2,100	12.9	160	DALI 2 Multilumen	1.0	51DB15ED91C
3,000 ... 6,500	≥ 80	2,100	12.9	163	DALI DT 8	1.0	51DB15TD91C
Lunis 21 XL, ceiling cutout: Diameter 200 mm							
3,000 4,000 6,500	≥ 80	2,510	13.6	185	ON / OFF Multilumen	1.4	51DB15MF91C
3,000 4,000 6,500	≥ 80	2,460	14.7	168	DALI 2 Multilumen	1.4	51DB15EF91C
3,000 ... 6,500	≥ 80	2,460	14.7	168	DALI DT 8	1.4	51DB15TF91C

Accessories

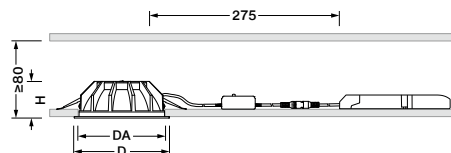
	PU	kg	Order no.
Lunis S, reducer ring Ø 68 / 100 mm, white	5 pc.	0.2	58DB100A
Lunis M, reducer ring Ø 100 / 150 mm, white	5 pc.	0.2	58DB100C
Lunis L, reducer ring Ø 150 / 200 mm, white	5 pc.	0.2	58DB100D
Lunis XL, reducer ring Ø 200 / 265 mm, white	5 pc.	0.2	58DB100F



You can find further variants online.



available in 1st quarter of 2024



D	DA	H
84	68	44
115	100	51
165	150	64
230	200	81

Lunis 21, with opal cover



Technical data

Color temperature	3,000 K ... 6,500 K	Control	ON / OFF ON / OFF Multilumen DALI 2 Multilumen DALI DT8
Luminous flux	730 ... 2,160 lm	Temperature range	-20 ... +35 °C
Color rendering index	CRI ≥ 80	Rated service life	50,000 h (L80/B20) at AT = 25 °C
Luminous efficacy	up to 158 lm/W	Electrical connection	Terminal, 3-pin, max. 2.5 mm ² Terminal, 5-pin, max. 2.5 mm ²
Beam angle	Direct, wide distribution, symmetric	Housing	Round, traffic white (RAL 9016)
Cover	Reflector, with opal cover	Mounting	Recessed, in the ceiling

K	CRI	lm	W	lm/W	Control	kg	Order no.
Lunis 21 S, ceiling cutout: Diameter 68 mm							
3,000 4,000 6,500	≥ 80	730	6.0	124	ON / OFF	0.5	51DB16MA91C
3,000 4,000 6,500	≥ 80	780	7.2	109	DALI 2 Multilumen	0.5	51DB16EA91C
3,000 ... 6,500	≥ 80	780	7.2	109	DALI DT 8	0.5	51DB16TA91C
Lunis 21 M, ceiling cutout: Diameter 100 mm							
3,000 4,000 6,500	≥ 80	1,450	10.5	142	ON / OFF Multilumen	0.8	51DB16MC91C
3,000 4,000 6,500	≥ 80	1,460	11.0	130	DALI 2 Multilumen	0.8	51DB16EC91C
3,000 ... 6,500	≥ 80	1,460	11.0	130	DALI DT 8	0.8	51DB16TC91C
Lunis 21 L, ceiling cutout: Diameter 150 mm							
3,000 4,000 6,500	≥ 80	1,910	12.0	145	ON / OFF Multilumen	1.0	51DB16MD91C
3,000 4,000 6,500	≥ 80	1,870	12.9	145	DALI 2 Multilumen	1.0	51DB16ED91C
3,000 ... 6,500	≥ 80	1,870	1.9	145	DALI DT 8	1.0	51DB16TD91C
Lunis 21 XL, ceiling cutout: Diameter 200 mm							
3,000 4,000 6,500	≥ 80	2,160	13.6	158	ON / OFF Multilumen	1.4	51DB16MF91C
3,000 4,000 6,500	≥ 80	2,160	14.8	146	DALI 2 Multilumen	1.4	51DB16EF91C
3,000 ... 6,500	≥ 80	2,160	14.8	146	DALI DT 8	1.4	51DB16TF91C

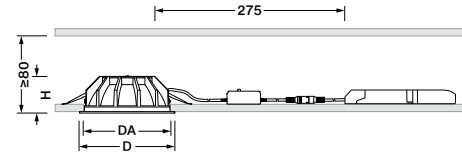
Accessories	PU	kg	Order no.
Lunis S, reducer ring Ø 68 / 100 mm, white	5 pc.	0.2	58DB100A
Lunis M, reducer ring Ø 100 / 150 mm, white	5 pc.	0.2	58DB100C
Lunis L, reducer ring Ø 150 / 200 mm, white	5 pc.	0.2	58DB100D
Lunis XL, reducer ring Ø 200 / 265 mm, white	5 pc.	0.2	58DB100F



You can find further variants online.



available in 1st quarter of 2024



D	DA	H
84	68	44
115	100	51
165	150	64
230	200	81

Lunis 21, with white reflector



Technical data

Color temperature	3,000 K ... 6,500 K	Control	ON / OFF ON / OFF Multilumen DALI 2 Multilumen DALI DT 8
Luminous flux	850 ... 2,440 lm	Temperature range	-20 ... +35 °C
Color rendering index	CRI ≥ 80	Rated service life	50,000 h (L80/B20) at AT = 25 °C
Luminous efficacy	up to 178 lm/W	Electrical connection	Terminal, 3-pin, max. 2.5 mm ² Terminal, 5-pin, max. 2.5 mm ²
Beam angle	Direct, wide distribution, symmetric	Housing	Round, traffic white (RAL 9016)
Cover	White reflector with internal panel	Mounting	Recessed, in the ceiling

K	CRI	lm	W	lm/W	Control	kg	Order no.
Lunis 21 S, ceiling cutout: Diameter 68 mm							
3,000 4,000 6,500	≥ 80	850	6.0	145	ON / OFF	0.5	51DB18MA91C
3,000 4,000 6,500	≥ 80	960	7.2	135	DALI 2 Multilumen	0.5	51DB18EA91C
3,000 ... 6,500	≥ 80	960	7.2	135	DALI DT 8	0.5	51DB18TA91C
Lunis 21 M, ceiling cutout: Diameter 100 mm							
3,000 4,000 6,500	≥ 80	1,850	10.5	176	ON / OFF Multilumen	0.8	51DB18MC91C
3,000 4,000 6,500	≥ 80	1,770	11.0	158	DALI 2 Multilumen	0.8	51DB18EC91C
3,000 ... 6,500	≥ 80	1,770	11.0	158	DALI DT 8	0.8	51DB18TC91C
Lunis 21 L, ceiling cutout: Diameter 150 mm							
3,000 4,000 6,500	≥ 80	2,130	12.0	175	ON / OFF Multilumen	1.0	51DB18MD91C
3,000 4,000 6,500	≥ 80	2,090	12.9	155	DALI 2 Multilumen	1.0	51DB18ED91C
3,000 ... 6,500	≥ 80	2,090	12.9	162	DALI DT 8	1.0	51DB18TD91C
Lunis 21 XL, ceiling cutout: Diameter 200 mm							
3,000 4,000 6,500	≥ 80	2,400	13.5	178	ON / OFF Multilumen	1.4	51DB18MF91C
3,000 4,000 6,500	≥ 80	2,440	14.7	167	DALI 2 Multilumen	1.4	51DB18EF91C
3,000 ... 6,500	≥ 80	2,440	14.7	168	DALI DT 8	1.4	51DB18TF91C

Accessories

	PU	kg	Order no.
Lunis S, reducer ring Ø 68 / 100 mm, white	5 pc.	0.2	58DB100A
Lunis M, reducer ring Ø 100 / 150 mm, white	5 pc.	0.2	58DB100C
Lunis L, reducer ring Ø 150 / 200 mm, white	5 pc.	0.2	58DB100D
Lunis XL, reducer ring Ø 200 / 265 mm, white	5 pc.	0.2	58DB100F

Lunis 31

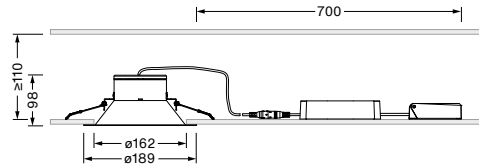
The practical downlight for general lighting.

- Very efficient and elegant downlight with powder-coated white reflector
- Models with $UGR \leq 19$ suitable for VDU workstations
- Aluminum housing for optimal heat dissipation and long service life
- Quick and easy mounting





You can find further variants online.



Lunis 31 mini, wide distribution



Technical data

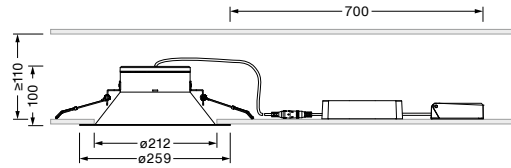
Color temperature	3,000 K ... 4,000 K	Temperature range	-20 ... +40 °C
Luminous flux	1,000 ... 1,040 lm	Rated service life	50,000 h (L80/B50) at AT = 25 °C
Color rendering index	CRI ≥ 80	Electrical connection	Terminal, 5-pin, max. 1.5 mm ²
Luminous efficacy	up to 125 lm/W	Housing	Round, traffic white (RAL 9016)
Beam angle	Direct, wide distribution, symmetric	Mounting	Recessed, in the ceiling, DA 162 mm
Control	ON / OFF DALI 2		

K	CRI	lm	W	lm/W	Control	kg	Order no.
Wide distribution, UGR ≤ 19							
3,000	≥ 80	1,000	8.3	120	ON / OFF	0.3	51DN157E31
3,000	≥ 80	1,000	8.3	120	DALI 2	0.3	51DN15DE31
4,000	≥ 80	1,040	8.3	125	ON / OFF	0.3	51DN157E41
4,000	≥ 80	1,040	8.3	125	DALI 2	0.3	51DN15DE41
Wide distribution, UGR ≤ 22							
3,000	≥ 80	1,000	8.3	120	ON / OFF	0.3	51DN167E31
3,000	≥ 80	1,000	8.3	120	DALI 2	0.3	51DN16DE31
4,000	≥ 80	1,040	8.3	125	ON / OFF	0.3	51DN167E41
4,000	≥ 80	1,040	8.3	125	DALI 2	0.3	51DN16DE41

Accessories	PU	kg	Order no.
Adapter, traffic white (RAL 9016), Ø = 200 mm	5 pc.	0.2	58DN1003



You can find further variants online.



Lunis 31 midi, wide distribution



Technical data

Color temperature	3,000 K ... 4,000 K	Temperature range	-20 ... +40 °C
Luminous flux	2,050 ... 2,150 lm	Rated service life	50,000 h (L80/B50) at AT = 25 °C
Color rendering index	CRI ≥ 80	Electrical connection	Terminal, 5-pin, max. 1.5 mm ²
Luminous efficacy	up to 125 lm/W	Housing	Round, traffic white (RAL 9016)
Beam angle	Direct, wide distribution, symmetric	Mounting	Recessed, in the ceiling, DA 212 mm
Control	ON / OFF DALI 2		

K	CRI	lm	W	lm/W	Control	kg	Order no.
Wide distribution, UGR ≤ 19							
3,000	≥ 80	2,050	17	120	ON / OFF	0.3	51DN157G32
3,000	≥ 80	2,050	17	120	DALI 2	0.3	51DN15DG32
4,000	≥ 80	2,150	17	125	ON / OFF	0.3	51DN157G42
4,000	≥ 80	2,150	17	125	DALI 2	0.3	51DN15DG42
Wide distribution, UGR ≤ 22							
3,000	≥ 80	2,050	17	120	ON / OFF	0.3	51DN167G32
3,000	≥ 80	2,050	17	120	DALI 2	0.3	51DN16DG32
4,000	≥ 80	2,150	17	125	ON / OFF	0.3	51DN167G42
4,000	≥ 80	2,150	17	125	DALI 2	0.3	51DN16DG42

Accessories	PU	kg	Order no.
Adapter, traffic white (RAL 9016), Ø = 275 mm	5 pc.	0.4	58DN1004



Lunis 41

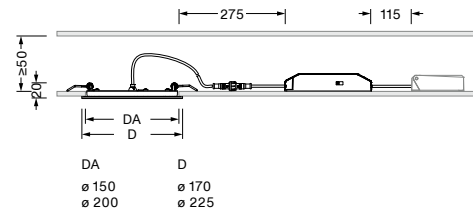

A round solution for all cases.

- For simple accent lighting in public buildings and the retail sector
- Compact, functional design
- Uniform light with good color rendering and switchable color temperature
- Due to its compact dimensions and the standard installation diameter, ideal in many cases for renovation purposes and as a replacement for conventional halogen lamp downlights





You can find further variants online.



Lunis 41 Flat, downlight



Technical data

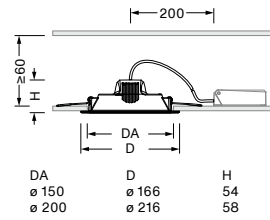
Color temperature	3,000 K ... 5,700 K	Temperature range	-20 ... +40 °C
Luminous flux	1,250 ... 2,160 lm	Rated service life	30,000 h (L70/B50) at AT = 25 °C
Color rendering index	CRI ≥ 80	Electrical connection	Connection cable 2 × 0.75 mm ² , length 115 mm
Luminous efficacy	up to 98 lm/W	Housing	Aluminum, round, traffic white (RAL 9016), diameter 170 mm 225 mm
Beam angle	Direct distribution	Mounting	Recessed, in the ceiling
Control	ON / OFF		

K	CRI	lm	W	lm/W	Control	kg	Order no.
DA 150 mm							
3,000 4,000	≥ 80	1,250	15	83	ON / OFF	0.3	51DR107DGBA
4,000 5,700	≥ 80	1,360	15	91	ON / OFF	0.3	51DR107DHBA
DA 200 mm							
3,000 4,000	≥ 80	2,050	22	93	ON / OFF	0.5	51DR107FGCA
4,000 5,700	≥ 80	2,160	22	98	ON / OFF	0.5	51DR107FHCA

Accessories	PU	kg	Order no.
Connection box, IP20	1 pc.	0.1	58DV003



You can find further variants online.



Lunis 41 Eco, downlight



Technical data

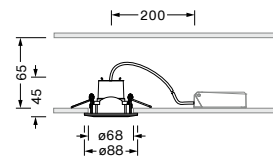
Color temperature	3,000 K ... 4,000 K	Temperature range	-20 ... +40 °C
Luminous flux	1,400 ... 2,300 lm	Rated service life	30,000 h (L70/B50) at AT = 25 °C
Color rendering index	CRI ≥ 80	Electrical connection	Connection cable 2 × 0.75 mm ² , length 200 mm
Luminous efficacy	up to 105 lm/W	Housing	Aluminum, round, traffic white (RAL 9016), diameter 166 mm 216 mm
Beam angle	Direct distribution	Mounting	Recessed, in the ceiling
Control	ON / OFF		

K	CRI	lm	W	lm/W	Control	kg	Order no.
DA 150 mm							
3,000	≥ 80	1,400	14	100	ON / OFF	0.1	51DS107D33A
4,000	≥ 80	1,460	14	104	ON / OFF	0.1	51DS107D43A
DA 200 mm							
3,000	≥ 80	2,200	22	100	ON / OFF	0.3	51DS107F34A
4,000	≥ 80	2,300	22	105	ON / OFF	0.3	51DS107F44A

Accessories	PU	kg	Order no.
Connection box, IP20	1 pc.	0.1	58DV003



You can find further variants online.



Lunis 41 Spot, downlight



Technical data

Color temperature	3,000 K ... 4,000 K	Temperature range	-20 ... +40 °C
Luminous flux	500 ... 720 lm	Rated service life	30,000 h (L70/B50) at AT = 25 °C
Color rendering index	CRI ≥ 80	Electrical connection	Connection cable 2 × 0.75 mm ² , length 200 mm
Luminous efficacy	up to 111 lm/W	Housing	Aluminum, coated, traffic white (RAL 9016), diameter 88 mm
Beam angle	Direct distribution, 25° tiltable	Mounting	Recessed, in the ceiling
Control	ON / OFF		

K	CRI	lm	W	lm/W	Control	kg	Order no.
DA 68 mm							
3,000	≥ 80	500	5	100	ON / OFF	0.1	51DT137A31A
3,000	≥ 80	650	6.5	100	ON / OFF	0.1	51DT137A32A
4,000	≥ 80	550	5	110	ON / OFF	0.1	51DT137A41A
4,000	≥ 80	720	6.5	111	ON / OFF	0.1	51DT137A42A

Accessories	PU	kg	Order no.
Connection box, IP20	1 pc.	0.1	58DV003

Spot 31

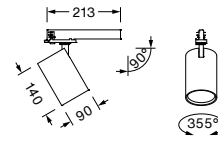
Our practical spotlight as a perfect addition with high efficiency and quality.

- Compact size in three housing colors
- Extremely efficient 3-phase track spotlight with 129 lm/W in a timeless design
- Multilumen function for different luminous flux packages can be preset to individual requirements
- Reflector can be replaced without tools if required and can therefore be adapted to changing requirements





You can find further variants online.



Spot 31, track spotlight, wide distribution, 40°



Technical data

Color temperature	4,000 K	Rated service life	50,000 h (L80/B50) at AT = 25 °C
Luminous flux	5,040 lm	Electrical connection	Three-phase adapter
Color rendering index	CRI ≥ 90	Housing	Housing made of aluminum, round, Ø 90 mm, traffic white (RAL 9016) jet black (RAL 9005) white aluminum (RAL 9006)
Luminous efficacy	up to 129 lm/W	Mounting	Plug-in mounting, in a three-phase power rail
Beam angle	Direct distribution, 40°, symmetric		
Control	ON / OFF Multilumen		
Temperature range	-20 ... +40 °C		

K	Ra	lm	W	lm/W	Control	kg	Order no.
Color traffic white (RAL 9016), Ø 90 mm							
4,000	≥ 90	5,040	39	129	ON / OFF Multilumen	0.8	51SF14MAD4B
Color deep black (RAL 9005), Ø 90 mm							
4,000	≥ 90	5,040	39	129	ON / OFF Multilumen	0.8	51SF34MAD4B
Color white aluminum (RAL 9006), Ø 90 mm							
4,000	≥ 90	5,040	39	129	ON / OFF Multilumen	0.8	51SF64MAD4B

Round 21

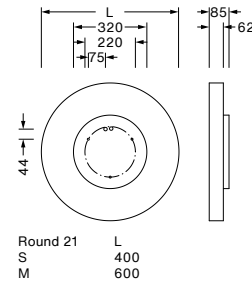
Always the ideal light.

- Efficient wall and ceiling luminaire with up to 130 lm/W for nurseries, schools, offices, foyers and hotels
- Available in three sizes with high-quality aluminum housing
- Creates a pleasant room atmosphere by brightening the ceiling with an indirect component
- DALI control and Tunable White versions for optimum individual light characteristics
- Simple assembly

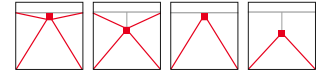




You can find further variants online.



Round 21, diffuser luminaire



Technical data

Color temperature	3,000 K 4,000 K 2,700 ... 6,500 K	Control	DALI 2
Luminous flux	2,950 ... 7,110 lm	Temperature range	-10 ... +35 °C
Color rendering index	CRI ≥ 80	Rated service life	50,000 h (L80/B20) at AT = 25 °C
Luminous efficacy	up to 130 lm/W	Electrical connection	Terminal, 5-pin
Lighting technology	Direct/indirect symmetric distribution, 85° direct symmetric distribution, 105°	Housing	Aluminum, white
Cover	PMMA, microprismatic opal	Mounting	Ceiling-mounted, wall-mounted, suspended installation

K	CRI	lm	W	lm/W	Control	UGR	kg	Order no.
Round S, Ø 400 mm, prismatic, direct / indirect distribution, 85°								
3,000	≥ 80	2,950	28	105	DALI 2	≤ 19	4.3	51MR34ND0321W
4,000	≥ 80	3,090	28	110	DALI 2	≤ 19	4.3	51MR34ND0421W
Round S, Ø 400 mm, opal, direct / indirect distribution, 105°								
3,000	≥ 80	3,420	30	113	DALI 2	≤ 22	3.9	51MR34GD0321W
4,000	≥ 80	3,580	30	118	DALI 2	≤ 22	3.9	51MR34GD0421W
Round M, Ø 600 mm, prismatic, direct / indirect distribution, 85°								
3,000	≥ 80	5,860	55	108	DALI 2	≤ 19	6.3	51MR36ND0321W
4,000	≥ 80	6,130	55	112	DALI 2	≤ 19	6.3	51MR36ND0421W
Round M, Ø 600 mm, opal, direct / indirect distribution, 105°								
3,000	≥ 80	6,790	55	124	DALI 2	≤ 22	5.8	51MR36GD0321W
4,000	≥ 80	7,110	55	130	DALI 2	≤ 22	5.8	51MR36GD0421W
Round M, Ø 600 mm, opal, direct distribution, 105°								
2,700 ... 6,500	≥ 80	4,060	41	98	DALI 2	≤ 22	5.9	51MR36FD0T21W

Accessories	PU	kg	Order no.
3-way wire suspension with canopy, white, round, connection cable	1 pc.	0.3	59MR300D0021W

Round 31

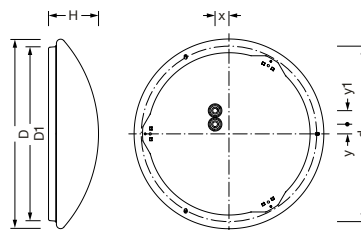
Universal and efficient.

- Efficient wall and ceiling luminaire for entrance areas, staircases, corridors, hallways and ancillary rooms
- Ideally suited for replacing luminaires with inefficient compact fluorescent lamps
- Pleasant room atmosphere and uniform illumination due to diffuse distribution
- DALI variants for simple light control
- Multilumen versions for easy adjustment of illuminance



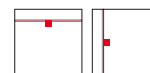


You can find further variants online.



D	D1	H	d	x	y	y1
290	265	85	240	24	17	24
360	335	95	310	24	17	24
464	440	120	416	24	17	24

Round 31, diffuser luminaire with cambered cover



Technical data

Color temperature	3,000 K 4,000 K	Control	ON / OFF ON / OFF Multilumen DALI 2
Luminous flux	1,800 ... 4,700 lm	Temperature range	-20 ... +25 °C
Color rendering index	CRI ≥ 80	Rated service life	50,000 h (L80/B10) at AT = 25 °C
Luminous efficacy	up to 131lm/W	Electrical connection	Terminal, 3-pin, max. 2.5 mm ² Terminal, 3 + 2-pin, max. 2.5 mm ²
Lighting technology	Direct, diffuse distribution, symmetric	Housing	Steel, round, white
Cover	PMMA	Mounting	Ceiling-mounted, wall-mounted

K	CRI	lm	W	lm/W	Control	kg	Order no.
Diameter 290 mm							
3,000	≥ 80	1,800	15	120	ON / OFF	0.8	5PJA010001A
3,000	≥ 80	1,800	15	120	DALI 2	0.8	5PJA012001A
4,000	≥ 80	1,900	15	126	ON / OFF	0.8	5PJA030001A
4,000	≥ 80	1,900	15	126	DALI 2	0.8	5PJA032001A
Diameter 360 mm							
3,000	≥ 80	2,500	21	120	ON / OFF	1.3	5PJA110001A
3,000	≥ 80	2,300	19	121	DALI 2	1.3	5PJA112001A
4,000	≥ 80	2,700	21	128	ON / OFF	1.3	5PJA130001A
4,000	≥ 80	2,500	19	131	DALI 2	1.3	5PJA132001A
Diameter 464 mm							
3,000	≥ 80	4,400	29 ... 39	120	ON / OFF Multilumen	1.7	5PJA210001A
3,000	≥ 80	4,200	38	120	DALI 2	1.7	5PJA212001A
4,000	≥ 80	4,700	29 ... 39	120	ON / OFF Multilumen	1.7	5PJA230001A
4,000	≥ 80	4,400	38	120	DALI 2	1.7	5PJA232001A

Rondel 21

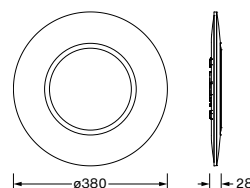
The all-rounder for general lighting with innovative features.

- Ultra-flat design for wall and ceiling mounting
- Decorative ceiling or wall illumination via indirect component
- Simple integration of functional extensions such as emergency light or sensors
- Easy to use due to control via Bluetooth® 4.2
- Tunable White function creates ideal basis for SITECO HCL^{live} applications

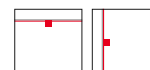




You can find further variants online.



Rondel 21, wall and ceiling luminaire, opal



Technical data

Color temperature	2,700 K 6,500 K	Temperature range	-20 ... +40 °C
Luminous flux	1,710 ... 1,800 lm	Rated service life	50,000 h (L70/B50) at AT = 25 °C
Color rendering index	CRI ≥ 80	Electrical connection	Terminal, 2-pin
Luminous efficacy	up to 100 lm/W	Housing	Sheet steel, round, powder-coated white, central cover PC, graphite (RAL 7037)
Lighting technology	Direct distribution, symmetric	Mounting	Ceiling-mounted, wall-mounted
Cover	PC, opal		
Control	ON / OFF Bluetooth® mesh 4.2		


K	CRI	lm	W	lm/W	Control	kg	Order no.
Tunable White							
2,700 ... 6,500	> 80	1,710	22	82	Bluetooth® mesh 4.2	1.3	5MD530CL18TW
Switchable							
3,000	> 80	1,800	18	100	ON / OFF	1.6	0MD5307L1830
4,000	> 80	1,800	18	100	ON / OFF	1.7	0MD5307L1840

Accessories	PU	kg	Order no.
Multisensor, h = 2.5... 6 m, installation in luminaire, for switchable versions	1 pc.	0.5	5MD53003S
Emergency light element, for switchable versions	1 pc.	0.5	0MD5303B
Push-button interface, for Tunable White version	1 pc.	0.1	5LZ980100
Controller, recessed mounting in the ceiling, local control, wireless, for Tunable White version	1 pc.	0.2	5LZ980301
Controller, installation in the luminaire, local control, wireless, for Tunable White version	1 pc.	0.1	5LZ980300

Rondel 31

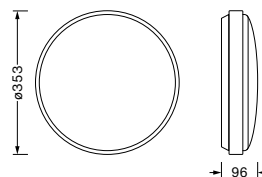
Practical and robust.

- Efficient wall and ceiling luminaire for entrance areas, staircases, corridors, hallways and ancillary rooms
- Ideally suited for replacing luminaires with inefficient compact fluorescent lamps
- Particularly resistant thanks to IP65, IK10 and UV-stabilized PC
- Versions with presence sensor save further energy
- DALI variants for simple light control

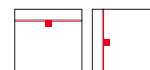




You can find further variants online.



Rondel 31, diffuser luminaire, opal, Ø 350 mm



Technical data

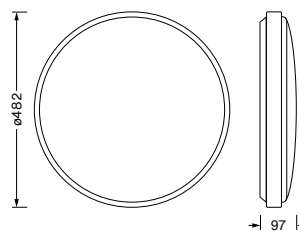
Color temperature	3,000 K 4,000 K	Temperature range	-20 ... +40 °C
Luminous flux	1,800 ... 2,550 lm	Rated service life	50,000 h (L80/B50) at AT = 25 °C
Color rendering index	CRI ≥ 80	Electrical connection	Terminal, 3-pin, max. 2.5 mm ² Terminal, 5-pin, max. 2.5 mm ² for ON / OFF versions, lumen (lm) can be selected via DIP switch
Luminous efficacy	up to 134 lm/W	Housing	PC, traffic white (RAL 9016)
Lighting technology	Direct, extremely wide distribution, symmetric	Mounting	Ceiling-mounted, wall-mounted
Cover	PMMA, opal		
Control	ON / OFF Multilumen DALI 2 Brightness and presence sensor		

K	CRI	lm	W	lm/W	Control	kg	Order no.
Diameter 350 mm							
3,000	≥ 80	1,800 2,040 2,280 2,450	13.5 15.5 17.5 19.0	129	ON / OFF Multilumen	1.7	51WC10MA32A
3,000	≥ 80	2,450	19.0	129	DALI 2	1.9	51WC10DA32A
4,000	≥ 80	1,850 2,100 2,350 2,550	13.5 15.5 17.5 19.0	134	ON / OFF Multilumen	1.7	51WC10MA42A
4,000	≥ 80	2,550	19.0	134	DALI 2	1.9	51WC10DA42A
Ø 350 mm, with HF sensor							
3,000	≥ 80	1,800 2,040 2,280 2,450	15.0 17.0 19.0 20.4	120	ON / OFF Multilumen	1.9	51WC10MA32AS
3,000	≥ 80	2,450	20.5	120	DALI 2	2.0	51WC10DA32AS
4,000	≥ 80	1,850 2,100 2,350 2,550	15.0 17.0 19.0 20.4	124	ON / OFF Multilumen	1.9	51WC10MA42AS
4,000	≥ 80	2,550	20.5	124	DALI 2	2.0	51WC10DA42AS

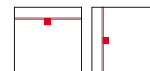
Accessories	PU	kg	Order no.
Single battery element with self-test function, 3h, for luminaires without HF sensor	1 pc.	0.3	51WC10E



You can find further variants online.



Rondel 31, diffuser luminaire, opal, Ø 480 mm



Technical data

Color temperature	3,000 K 4,000 K	Temperature range	-20 ... +40 °C
Luminous flux	3,600 ... 4,400 lm	Rated service life	50,000 h (L80/B50) at AT = 25 °C
Color rendering index	CRI ≥ 80	Electrical connection	Terminal, 3-pin, max. 2.5 mm ² Terminal, 5-pin, max. 2.5 mm ² for ON / OFF versions, lumen (lm) can be selected via DIP switch
Luminous efficacy	up to 129 lm/W	Housing	PC, traffic white (RAL 9016)
Lighting technology	Direct, extremely wide distribution, symmetric	Mounting	Ceiling-mounted, wall-mounted
Cover	PMMA, opal		
Control	ON / OFF Multilumen DALI 2 Brightness and presence sensor		

K	CRI	lm	W	lm/W	Control	kg	Order no.
Diameter 480 mm							
3,000	≥ 80	3,600 3,850 4,070 4,250	28.5 30.5 32.5 34.0	125	ON / OFF Multilumen	2.9	51WC10MB34A
3,000	≥ 80	4,250	34	125	DALI 2	3.0	51WC10DB34A
4,000	≥ 80	3,750 4,000 4,250 4,400	28.5 30.5 32.5 34.0	129	ON / OFF Multilumen	2.9	51WC10MB44A
4,000	≥ 80	4,400	34	129	DALI 2	3.0	51WC10DB44A
Ø 480 mm, with HF sensor							
3,000	≥ 80	3,600 3,850 4,070 4,250	30.0 32.0 34.0 35.4	120	ON / OFF Multilumen	3.0	51WC10MB34AS
3,000	≥ 80	4,250	35.5	120	DALI 2	3.1	51WC10DB34AS
4,000	≥ 80	3,750 4,000 4,250 4,400	30.0 32.0 34.0 35.4	124	ON / OFF Multilumen	3.0	51WC10MB44AS
4,000	≥ 80	4,400	35.5	124	DALI 2	3.1	51WC10DB44AS

Accessories	PU	kg	Order no.
Single battery element with self-test function, 3h, for luminaires without HF sensor	1 pc.	0.3	51WC10E



2.0G

Rondel 41

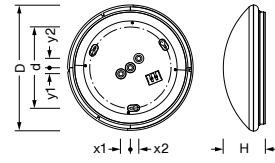
The round classic with modern LED technology.

- Timeless design with familiar shapes
- Pleasant room atmosphere and uniform illumination due to diffuse distribution
- Light according to needs with the version with presence and day/night sensor
- Wide distribution UV-resistant diffuser
- Also suitable for canopied outdoor areas



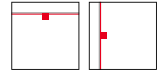


You can find further variants online.



D	H	d	x1	y1	x2	y2
ø280	100	ø156	20	16		
ø328	110	ø195			20	22

Rondel 41, diffuser luminaire, opal



Technical data

Color temperature	3,000 K 4,000 K	Temperature range	-30 ... +40 °C with HF sensor -20 ... +40 °C
Luminous flux	1,350 ... 2,300 lm	Rated service life	50,000 h (L80/B10) at AT = 25 °C
Color rendering index	CRI ≥ 80	Electrical connection	Terminal, 3-pin, max. 2.5 mm ² Color temperature (K) selectable via DIP switch
Luminous efficacy	up to 105 lm/W	Housing	Steel, round, powder-coated, white
Lighting technology	Direct distribution, symmetric	Mounting	Ceiling-mounted, wall-mounted
Cover	PMMA, opal		
Control	ON / OFF Brightness and presence sensor		

K	CRI	lm	W	lm/W	Control	kg	Order no.
Diameter 280 mm							
3,000 4,000	≥ 80	1350	13	104	ON / OFF	0.6	51WD107AG1A
Ø 280 mm, with HF sensor							
3,000 4,000	≥ 80	1350	14	96	ON / OFF	0.6	51WD107AG1AS
Diameter 330 mm							
3,000 4,000	≥ 80	2300	21	105	ON / OFF	0.7	51WD107BG2A
Ø 330 mm, with HF sensor							
3,000 4,000	≥ 80	2300	22	100	ON / OFF	0.8	51WD107BG2AS

Ecopack 31

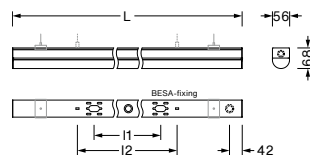
The changeable light line.

- Replaces all standard T5 / T8 solutions with just three types thanks to Multilumen
- Light color and luminous flux adjustable by switch
- Variants with DALI 2 for problem-free lighting control
- Presence detection with optional PIR sensor as accessory
- 3h emergency light kit converts any luminaire into an emergency luminaire



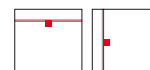


You can find further variants online.



L	I1	I2
600	110	-
1150	720	610
1450	720	610

Ecopack 31, diffuser luminaire with opal cover



Technical data

Color temperature	3,000 K 4,000 K 5,000 K	Temperature range	-20 ... +40 °C
Luminous flux	1,400 ... 7,000 lm	Rated service life	50,000 h (L80/B50) at AT = 25 °C
Color rendering index	CRI ≥ 80	Electrical connection	Terminal, 3-pin, max. 2.5 mm ² for ON / OFF versions, Kelvin (K) and lumen (lm) can be selected via DIP switch
Luminous efficacy	140 lm/W	Housing	Aluminum, PC end cap, white
Beam angle	Extremely wide distribution, symmetric	Mounting	Ceiling-mounted Wall-mounted
Cover	PC, frosted		
Control	ON / OFF Multilumen DALI 2		

K	CRI	lm	W	lm/W	Control	kg	Order no.
Length: 600 mm							
3,000 4,000 5,000	≥ 80	1,400 1,800 2,200 2,600	11 14 17 20	130	ON / OFF Multilumen	0.8	51LJ12MDM20A
Length: 1,150 mm							
3,000 4,000 5,000	≥ 80	2,800 3,500 4,200 4,800	20 25 30 35	135	ON / OFF Multilumen	1.2	51LJ12MKM40A
3,000 4,000 5,000	≥ 80	4,300	33	130	DALI 2	1.2	51LJ12DKM40A
Length: 1,450 mm							
3,000 4,000 5,000	≥ 80	3,800 4,800 5,900 7,000	27 34 42 50	140	ON / OFF Multilumen	1.5	51LJ12MNM70A
3,000 4,000 5,000	≥ 80	7,000	52	135	DALI 2	1.5	51LJ12DNM80A

Accessories

	PU	kg	Order no.
Mounting element for ceiling fixing, V2A steel	2 pc.	0.1	59LJ101
Wire suspension, V2A steel	2 pc.	0.1	59LJ102
Sensor kit (PIR)	1 pc.	0.1	59LJ201
FB for PIR sensor	1 pc.	0.1	59LJ202
3h emergency light kit / self test	1 pc.	0.3	59LJ203

Batten 41

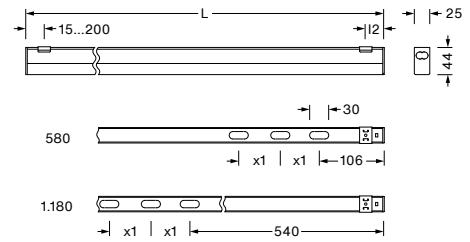
Simple, functional, linear.

- Universal LED batten luminaire with integrated control unit
- Easily adjustable light color via switch (3,000 K, 4,000 K or 5,000 K)
- Compact luminaire profile (25 × 44 mm) also suitable for confined installation conditions
- Non-interrupted, continuous light lines without dark spots up to 15 meters in length
- Angled arrangements possible with flexible connection cable
- Pleasant spatial atmosphere and good visual comfort due to glare-free, uniformly wide light distribution
- Permissible ambient temperature range to 40 °C
- Simple, time-saving mounting also in confined installation spaces due to mounting clips and electrical plug connector
- Mounting material and plug connector included in scope of supply of the corresponding luminaire



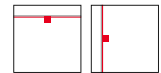


You can find further variants online.



L	l2	x1
580	15...90	65
1.180	15...200	65

Batten 41-F, batten luminaire, fixed connection



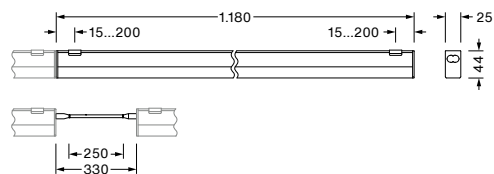
Technical data

Color temperature	3,000 K 4,000 K 5,000 K	Control	ON / OFF
Luminous flux	1,000 ... 2,000 lm	Temperature range	-20 ... +40 °C
Color rendering index	CRI ≥ 80	Rated service life	50,000 h (L80/B50) at AT = 25 °C
Luminous efficacy	up to 143 lm/W	Electrical connection	Terminal, 2-pin
Lighting technology	Direct distribution, symmetric	Housing	Aluminum, silver, PC end cap, white
Cover	PC, frosted	Mounting	Ceiling-mounted, wall-mounted single / continuous row mounting

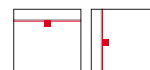
K	CRI	lm	W	lm/W	Control	kg	Order no.
Length: 580 mm							
3,000 K 4,000 K 5,000 K	≥ 80	1,000	7	143	ON / OFF	0.3	51LP327DM10AF
Length: 1,180 mm							
3,000 K 4,000 K 5,000 K	≥ 80	2,000	14	143	ON / OFF	0.5	51LP327KM20AF



You can find further variants online.



Batten 41-E, batten luminaire, supplementary luminaire



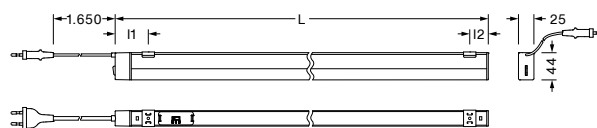
Technical data

Color temperature	3,000 K 4,000 K 5,000 K	Control	ON / OFF
Luminous flux	2,000 lm	Temperature range	-20 ... +40 °C
Color rendering index	CRI ≥ 80	Rated service life	50,000 h (L80/B50) at AT = 25 °C
Luminous efficacy	up to 143 lm/W	Electrical connection	Connectivity: Socket
Lighting technology	Direct distribution, symmetric	Housing	Aluminum, silver, PC end cap, white
Cover	PC, frosted	Mounting	Ceiling-mounted, wall-mounted single / continuous row mounting

K	CRI	lm	W	lm/W	Control	kg	Order no.
Length: 1,180 mm							
3,000 K 4,000 K 5,000 K	≥ 80	2,000	14	143	ON / OFF	0.5	51LP327KM20AE

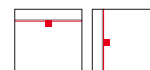


You can find further variants online.



L	l1	l2
610	45...220	15...190
1.210	45...230	15...200

Batten 41-N, batten luminaire with plug and switch



Technical data

Color temperature	3,000 K 4,000 K 5,000 K	Control	ON / OFF
Luminous flux	1,000 ... 2,000 lm	Temperature range	-20 ... +40 °C
Color rendering index	CRI ≥ 80	Rated service life	50,000 h (L80/B50) at AT = 25 °C
Luminous efficacy	up to 143 lm/W	Electrical connection	Cable with plug
Lighting technology	Direct distribution, symmetric	Housing	Aluminum, silver, PC end cap, white
Cover	PC, frosted	Mounting	Ceiling-mounted, wall-mounted single / continuous row mounting

K	CRI	lm	W	lm/W	Control	kg	Order no.
Length: 610 mm							
3,000 K 4,000 K 5,000 K	≥ 80	1,000	7	143	ON / OFF	0.3	51LP327DM10AN
Length: 1,210 mm							
3,000 K 4,000 K 5,000 K	≥ 80	2,000	14	143	ON / OFF	0.5	51LP327KM20AN

Projectors and floodlights

→ Page 150

Streetlights

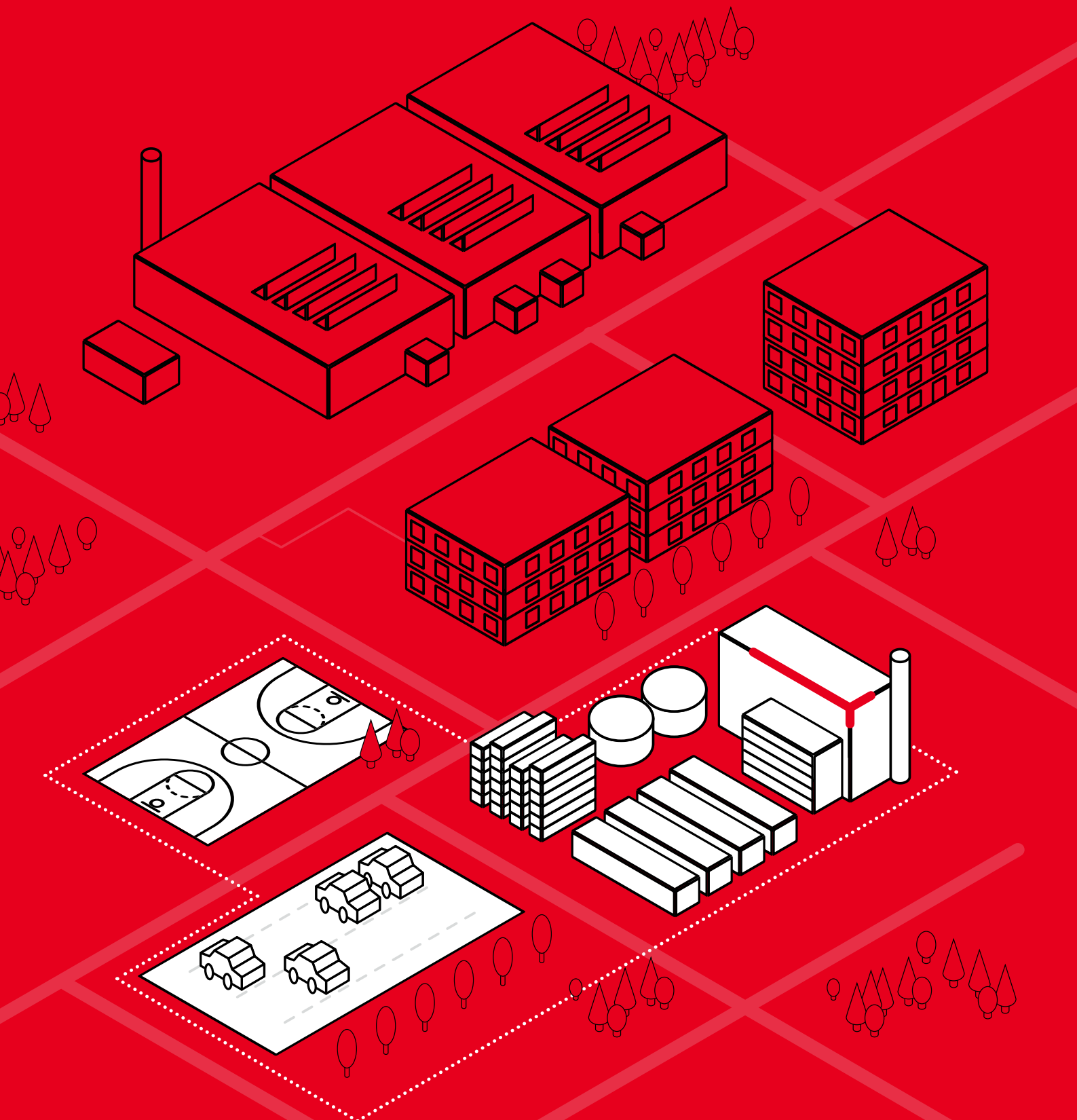
→ Page 164

Pathway luminaires

→ Page 180

Design luminaires by Bergmeister

→ Page 192



The image features a vibrant red background. In the center, there is a white speech bubble containing the text "Outdoor areas". Above and below the speech bubble are large, white-outlined shapes that resemble a stylized letter 'E' or a speech bubble tail. On the left side, there are three diagonal white lines of varying lengths, pointing towards the center.


Outdoor areas

Floodlight FL 11

Pinpoint precision.

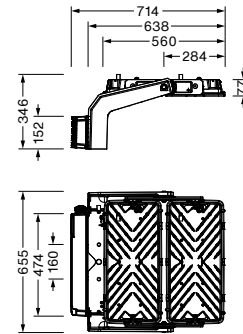
Limitless possibilities.

- Illumination of sports facilities and open spaces with fewer light points thanks to precise and efficient light distribution
- Replaces traditional 2 kW floodlights
- Glare-free light with 0 % light immissions, without disturbing light for residents and nature
- High-quality, long-lasting manufacture with non-yellowing PMMA lenses, robust glass covers and die-cast aluminum parts

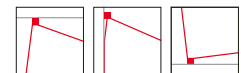




You can find further variants online.



Floodlight FL 11 maxi with ECG on bracket



Technical data

Color temperature	3,000 K 4,000 K	Temperature range	-40 ... +30 °C
Luminous flux	111,140 ... 150,166 lm	Rated service life	100,000 h (L96/B10) at AT = 10 °C
Color rendering index	CRI ≥ 70	Electrical connection	Terminal, 5-pin, max. 2.5 mm ²
Luminous efficacy	up to 149 lm/W	Housing	Die-cast aluminum, coated, natural
Light control	Asymmetric direct distribution PMMA lens	Recommended mounting height	from 10 m
Cover	Toughened safety glass, clear	Mounting	Mounted on supporting structure on crossbar on wall; incl. support bracket
Control	DALI 2		

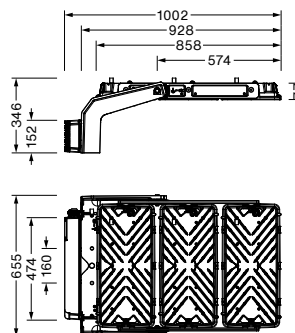
K	CRI	lm	W	lm/W	Control	kg	Order no.
Symmetric wide distribution, PL43							
3,000	≥ 70	111,140	917	121	DALI 2	23.1	5XA779115A01AA
4,000	≥ 70	117,880	947	124	DALI 2	23.1	5XA779116A01AA
Symmetric wide distribution, PL64							
3,000	≥ 70	138,810	1,022	136	DALI 2	23.1	5XA779115V01AA
4,000	≥ 70	144,940	1,022	141	DALI 2	23.1	5XA779116V01AA
Symmetric wide distribution, PL33T							
3,000	≥ 70	143,946	1,006	143	DALI 2	23.1	5XA779115T01AA
4,000	≥ 70	150,166	1,006	149	DALI 2	23.1	5XA779116T01AA

PL43: Field illumination, illuminated area in relation to the light point height: Width 4 / depth 3
 PL64: Field illumination, illuminated area in relation to the light point height: Width 6 / depth 4
 PL33T: Illumination of corners, illuminated area in relation to the light point height: Width 3 / depth 3

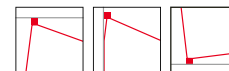
Accessories	PU	kg	Order no.
Crossbar, single, galvanized, Ø 89 ... 108 mm	1 pc.	4.5	5NY76901XA31
Crossbar, single, galvanized, Ø 102 / 108 mm	1 pc.	2.4	5NY74901XA31
Crossbar, 2 ... 4-fold, galvanized, Ø 89 ... 108 mm	1 pc.	15.6	5NY76902XA31
Crossbar, 3 ... 5-fold, galvanized, Ø 89 ... 108 mm	1 pc.	23.1	5NY76903XA31
Viewfinder	1 pc.	0.6	5XA779AD
Fixing accessories for ECG mounting in the mast	1 pc.	1.3	5XA779REH
Connection box	1 pc.	0.6	5XA779RECB
External panel for RS6	1 pc.	2	5XA779LS6
Surrounding cover maxi	1 pc.	1.8	5XA779FS2



You can find further variants online.



Floodlight FL 11 maxi pro with ECG on bracket



Technical data

Color temperature	3,000 K 4,000 K	Temperature range	-40 ... +30 °C
Luminous flux at AT = 10°	162,210 ... 225,250 lm	Rated service life	100,000 h (L96/B10) at AT = 10 °C
Color rendering index	CRI ≥ 70	Electrical connection	Terminal, 5-pin, max. 2.5 mm ²
Luminous efficacy	up to 149 lm/W	Housing	Die-cast aluminum, coated, natural
Light control	Asymmetric direct distribution PMMA lens	Recommended mounting height	from 10 m
Cover	Toughened safety glass, clear	Mounting	Mounted on supporting structure on crossbar on wall; incl. support bracket
Control	DALI 2		

K	CRI	lm	W	lm/W	Control	kg	Order no.
Symmetric wide distribution, PL43							
3,000	≥ 70	162,210	1,335	122	DALI 2	29.6	5XA779125A01AA
4,000	≥ 70	172,790	1,338	124	DALI 2	29.6	5XA779126A01AA
Symmetric wide distribution, PL64							
3,000	≥ 70	206,660	1,540	134	DALI 2	29.6	5XA779125V01AA
4,000	≥ 70	216,630	1,540	141	DALI 2	29.6	5XA779126V01AA
Symmetric wide distribution, PL33T							
3,000	≥ 70	215,920	1,509	143	DALI 2	29.6	5XA779125T01AA
4,000	≥ 70	225,250	1,509	149	DALI 2	29.6	5XA779126T01AA

PL43: Field illumination, illuminated area in relation to the light point height: Width 4 / depth 3

PL64: Field illumination, illuminated area in relation to the light point height: Width 6 / depth 4

PL33T: Illumination of corners, illuminated area in relation to the light point height: Width 3 / depth 3

Accessories	PU	kg	Order no.
Crossbar, single, galvanized, Ø 89 ... 108 mm	1 pc.	4.5	5NY76901XA31
Crossbar, single, galvanized, Ø 102 / 108 mm	1 pc.	2.4	5NY74901XA31
Crossbar, 2 ... 4-fold, galvanized, Ø 89 ... 108 mm	1 pc.	15.6	5NY76902XA31
Crossbar, 3 ... 5-fold, galvanized, Ø 89 ... 108 mm	1 pc.	23.1	5NY76903XA31
Viewfinder	1 pc.	0.6	5XA779AD
Fixing accessories for ECG mounting in the mast	1 pc.	1.3	5XA779REH
Connection box	1 pc.	0.6	5XA779RECB
External panel for RS6	1 pc.	2.0	5XA779LS6
Surrounding cover maxi	1 pc.	1.8	5XA779FS2



Floodlight FL 21 iQ

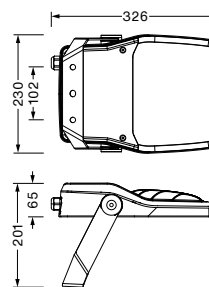
The all-rounder for area lighting.

- Suitable for all applications, from parking areas and loading ramps to container terminals through to sports facilities and event arenas
- Avoids light immission and glare due to design as wide beam floodlight with 0 % light immission at an inclination of up to 15°
- Reliable operation even under adverse weather conditions thanks to optimized thermal management and high protection rating (IP66)

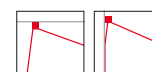




You can find further variants online.



Floodlight FL 21 micro with support bracket



Technical data

Color temperature	3,000 K 4,000 K	Rated service life	100,000 h (L97/B10) at AT = 25 °C
Luminous flux	2,870 ... 4,750 lm	Electrical connection	Terminal, 6-pin, max. 1.5 mm ²
Color rendering index	CRI ≥ 70	Housing	Die-cast aluminum, powder-coated, SITECO metallic gray (DB 702S), seal can be replaced non-destructively
Luminous efficacy	up to 137 lm/W	Recommended mounting height	3–5 m
Light control	Direct distribution PMMA lens	Mounting	Mounted on supporting structure on crossbar on wall; incl. support bracket
Cover	Toughened safety glass, clear		
Control	ON / OFF Multilumen, iQ Comfort		
Temperature range	-40 ... +40 °C		

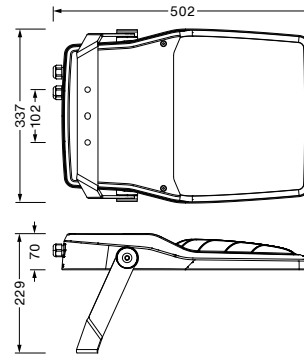
K	CRI	lm	W	lm/W	Control	kg	Order no.
Symmetric wide distribution, PL43							
3,000	≥ 70	4,560	38	119	ON / OFF Multilumen	3.2	5XA7763A2A1A
4,000	≥ 70	4,750	38	124	ON / OFF Multilumen	3.2	5XA7763A4A1A
3,000	≥ 70	3,040	23	132	iQ Comfort	3.2	5XA7761A2A1A
4,000	≥ 70	3,170	23	137	iQ Comfort	3.2	5XA7761A4A1A
Symmetric wide distribution, PL64							
3,000	≥ 70	4,290	38	112	ON / OFF Multilumen	3.2	5XA7763A2E1A
4,000	≥ 70	4,470	38	116	ON / OFF Multilumen	3.2	5XA7763A4E1A
3,000	≥ 70	2,870	23	124	iQ Comfort	3.2	5XA7761A2E1A
4,000	≥ 70	2,980	23	129	iQ Comfort	3.2	5XA7761A4E1A

PL43: Field illumination, illuminated area in relation to the light point height: Width 4 / depth 3
 PL64: Field illumination, illuminated area in relation to the light point height: Width 6 / depth 4

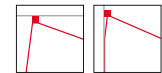
Accessories	PU	kg	Order no.
Crossbar, single, galvanized, Ø 60 mm	1 pc.	2.0	5NY74701XA01
Crossbar, single, galvanized, coated, SITECO metallic gray (DB 702S) Ø 60 mm	1 pc.	2.0	5NY74701XA0108
Crossbar, 1-fold, galvanized, Ø 76 mm	1 pc.	2.2	5NY74701XA11
Crossbar, 1-fold, galvanized, coated, SITECO metallic gray (DB 702S) Ø 76 mm	1 pc.	2.2	5NY74701XA1108
Crossbar, 1-fold, galvanized, Ø 89 mm	1 pc.	2.3	5NY74701XA21
Crossbar, single, galvanized, coated, SITECO metallic gray (DB 702S) Ø 89 mm	1 pc.	2.3	5NY74701XA2108
Crossbar, 2-fold, galvanized, Ø 76 mm	1 pc.	3.2	5NY74702XA11
Crossbar, 2-fold, galvanized, coated, SITECO metallic gray (DB 702S) Ø 76 mm	1 pc.	3.2	5NY74702XA1108
Crossbar, 2-fold, galvanized, Ø 89 mm	1 pc.	3.5	5NY74702XA21



You can find further variants online.



Floodlight FL 21 mini with support bracket



Technical data

Color temperature	3,000 K 4,000 K	Rated service life	100,000 h (L97/B10) at AT = 25 °C Multilumen versions: 50,000 h (L95/B10) at AT = 25 °C
Luminous flux	11,790 ... 20,890 lm	Electrical connection	Terminal, 6-pin, max. 1.5 mm ²
Color rendering index	CRI ≥ 70	Housing	Die-cast aluminum, powder-coated, SITECO metallic gray (DB 702S), seal can be replaced non-destructively
Luminous efficacy	up to 150 lm/W	Recommended mounting height	5–8 m
Light control	Direct distribution PMMA lens	Mounting	Mounted on supporting structure on crossbar on wall; incl. support bracket
Cover	Toughened safety glass, clear		
Control	ON / OFF Multilumen, iQ Comfort		
Temperature range	-40 ... +40 °C		

K	CRI	lm	W	lm/W	Control	kg	Order no.
Symmetric wide distribution, PL43							
3,000	≥ 70	20,010	164	122	ON / OFF Multilumen	7.2	5XA7773C2A1A*
4,000	≥ 70	20,890	164	127	ON / OFF Multilumen	7.2	5XA7773C4A1A*
3,000	≥ 70	12,520	87	144	iQ Comfort	7.2	5XA7771C2A1A
4,000	≥ 70	13,050	87	150	iQ Comfort	7.2	5XA7771C4A1A

*Rated service life 50,000 h (L95/B10) at AT = 25 °C

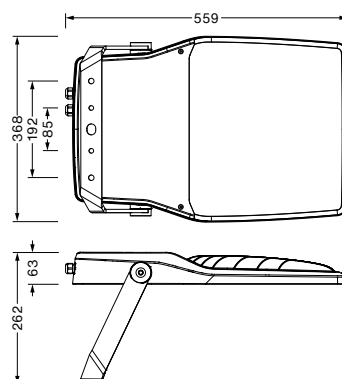
Symmetric wide distribution, PL64							
3,000	≥ 70	18,829	164	115	ON / OFF Multilumen	7.2	5XA7773C2E1A
4,000	≥ 70	19,657	164	120	ON / OFF Multilumen	7.2	5XA7773C4E1A
3,000	≥ 70	11,790	87	136	iQ Comfort	7.2	5XA7771C2E1A
4,000	≥ 70	12,280	87	141	iQ Comfort	7.2	5XA7771C4E1A

PL43: Field illumination, illuminated area in relation to the light point height: Width 4 / depth 3
 PL64: Field illumination, illuminated area in relation to the light point height: Width 6 / depth 4

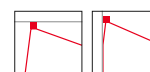

Accessories	PU	kg	Order no.
Crossbar, single, galvanized, Ø 60 mm	1 pc.	2.0	5NY74701XA01
Crossbar, 1-fold, galvanized, coated, SITECO metallic gray (DB 702S) Ø 60 mm	1 pc.	2.0	5NY74701XA0108
Crossbar, 1-fold, galvanized, Ø 76 mm	1 pc.	2.2	5NY74701XA11
Crossbar, 1-fold, galvanized, coated, SITECO metallic gray (DB 702S) Ø 76 mm	1 pc.	2.2	5NY74701XA1108
Crossbar, 1-fold, galvanized, Ø 89 mm	1 pc.	2.3	5NY74701XA21
Crossbar, single, galvanized, coated, SITECO metallic gray (DB 702S) Ø 89 mm	1 pc.	2.3	5NY74701XA2108
Crossbar, 2-fold, galvanized, Ø 76 mm	1 pc.	3.2	5NY74702XA11
Crossbar, 2-fold, galvanized, coated, SITECO metallic gray (DB 702S) Ø 76 mm	1 pc.	3.2	5NY74702XA1108
Crossbar, 2-fold, galvanized, Ø 89 mm	1 pc.	3.5	5NY74702XA21



You can find further variants online.



Floodlight FL 21 midi with support bracket



Technical data

Color temperature	3,000 K 4,000 K	Rated service life	50,000 h (L95/B10) at AT = 25 °C
Luminous flux	34,560 ... 39,970 lm	Electrical connection	Terminal, 6-pin, max. 1.5 mm ²
Color rendering index	CRI ≥ 70	Housing	Die-cast aluminum, powder-coated, SITECO metallic gray (DB 702S), seal can be replaced non-destructively
Luminous efficacy	up to 142 lm/W	Recommended mounting height	8–12 m
Light control	Direct distribution PMMA lens	Mounting	Mounted on supporting structure on crossbar on wall; incl. support bracket
Cover	Toughened safety glass, clear		
Control	ON / OFF Multilumen, iQ Comfort		
Temperature range	-40 ... +40 °C		

K	CRI	lm	W	lm/W	Control	kg	Order no.
Symmetric wide distribution, PL43							
3,000	≥ 70	38,270	287	133	ON / OFF Multilumen	10.2	5XA7783F2A1A
4,000	≥ 70	39,970	287	139	ON / OFF Multilumen	10.2	5XA7783F4A1A
3,000	≥ 70	36,680	270	136	iQ Comfort	10.2	5XA7781F2A1A
4,000	≥ 70	38,290	270	142	iQ Comfort	10.2	5XA7781F4A1A
Symmetric wide distribution, PL64							
3,000	≥ 70	36,031	287	126	ON / OFF Multilumen	10.2	5XA7783F2E1A
4,000	≥ 70	37,632	287	131	ON / OFF Multilumen	10.2	5XA7783F4E1A
3,000	≥ 70	34,560	270	128	iQ Comfort	10.2	5XA7781F2E1A
4,000	≥ 70	36,050	270	134	iQ Comfort	10.2	5XA7781F4E1A

PL43: Field illumination, illuminated area in relation to the light point height: Width 4 / depth 3
 PL64: Field illumination, illuminated area in relation to the light point height: Width 6 / depth 4

Accessories	PU	kg	Order no.
Crossbar, single, galvanized, Ø 60 mm	1 pc.	2.0	5NY74701XA01
Crossbar, single, galvanized, coated, SITECO metallic gray (DB 702S) Ø 60 mm	1 pc.	2.0	5NY74701XA0108
Crossbar, 1-fold, galvanized, Ø 76 mm	1 pc.	2.2	5NY74701XA11
Crossbar, single, galvanized, coated, SITECO metallic gray (DB 702S) Ø 76 mm	1 pc.	2.2	5NY74701XA1108
Crossbar, 1-fold, galvanized, Ø 89 mm	1 pc.	2.3	5NY74701XA21
Crossbar, single, galvanized, coated, SITECO metallic gray (DB 702S) Ø 89 mm	1 pc.	2.3	5NY74701XA2108
Crossbar, 2-fold, galvanized, Ø 76 mm	1 pc.	3.2	5NY74702XA11
Crossbar, 2-fold, galvanized, coated, SITECO metallic gray (DB 702S) Ø 76 mm	1 pc.	3.2	5NY74702XA1108
Crossbar, 2-fold, galvanized, Ø 89 mm	1 pc.	3.5	5NY74702XA21

SiCompact 31

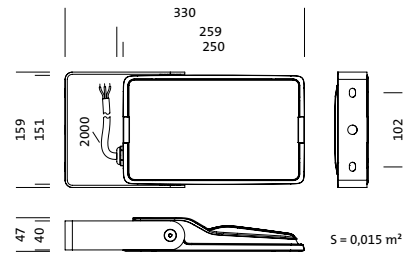
Industrial design meets state-of-the-art technology.

- Ideally suited for replacing luminaires with conventional halogen and high-pressure lamps
- Simple, quick installation with mounting bracket and pre-assembled connection cable (2 m)
- Efficient operation with up to 170 lm/W and asymmetric narrow beam distribution
- Robust housing and ESD-protected LED module (sealed for life), IP66, IK08, dustproof, tested vibration stability with 250,000 strikes, ENEC-certified
- Highly flexible for all applications with four sizes and rated luminous flux levels from 4,400 to 70,000 lm

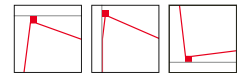




You can find further variants online.



SiCompact 31 micro, floodlight



Technical data

Color temperature	3,000 K 4,000 K	Rated service life	3,000 K: 73,000 h (L80/B50) at AT = 25 °C 4,000 K: 100,000 h (L80/B50) at AT = 25 °C
Luminous flux	4,400 lm	Electrical connection	Pre-assembled cable, 3 × 1.5 mm ² , length 2 m
Color rendering index	CRI ≥ 70	Housing	Die-cast aluminum, white aluminum (RAL 9006), bracket made of sheet steel, coated, white aluminum (RAL 9006)
Luminous efficacy	up to 152 lm/W	Mounting	Mounted on supporting structure on crossbar on wall
Lighting technology	Direct distribution, asymmetric light emission 0 % at 0° inclination		
Cover	Toughened safety glass, clear		
Control	ON / OFF		
Temperature range	-40 ... +45 °C		

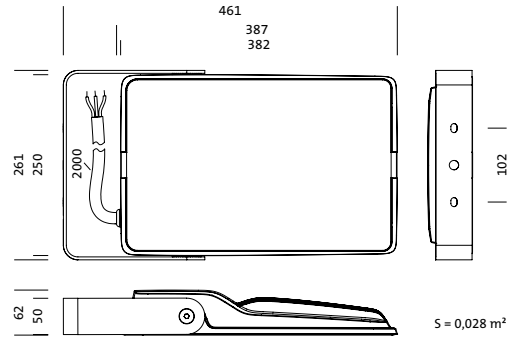
K	CRI	lm	W	lm/W	Control	kg	Order no.
Asymmetric distribution, PL32							
3,000	≥ 70	4,400	30	147	ON / OFF	2.7	5XA7561A1K23
4,000	≥ 70	4,400	29	152	ON / OFF	2.7	5XA7561A2K23

PL32: Field illumination, illuminated area in relation to the light point height: Width 3 / depth 2

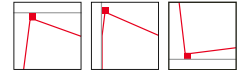
Accessories	PU	kg	Order no.
Connectivity: Plug/socket, IP65, 3-pin, max. 2.5 mm ²	1 pc.	0.1	5NX30003



You can find further variants online.



SiCompact 31 mini, floodlight



Technical data

Color temperature	3,000 K 4,000 K	Rated service life	3,000 K: 73,000 h (L80/B50) at AT = 25°C 4,000 K: 100,000 h (L80/B50) at AT = 25°C
Luminous flux	8,000 ... 20,000 lm	Electrical connection	Pre-assembled cable, 3 × 1.5 mm ² , length 2 m
Color rendering index	CRI ≥ 70	Housing	Die-cast aluminum, white aluminum (RAL 9006), bracket made of sheet steel, coated, white aluminum (RAL 9006)
Luminous efficacy	up to 170 lm/W	Mounting	Mounted on supporting structure on crossbar on wall
Lighting technology	Direct distribution, asymmetric light emission 0 % at 0° inclination		
Cover	Toughened safety glass, clear		
Control	ON / OFF		
Temperature range	-40 ... +45 °C		

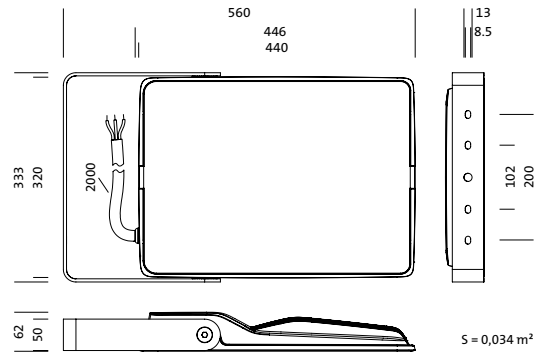
K	CRI	lm	W	lm/W	Control	kg	Order no.
Asymmetric distribution, PL32							
3,000	≥ 70	8,000	48	167	ON / OFF	5.8	5XA7571B1K23
3,000	≥ 70	15,000	100	150	ON / OFF	5.8	5XA7571C1K23
3,000	≥ 70	20,000	130	154	ON / OFF	5.8	5XA7571F1K23
4,000	≥ 70	8,000	47	170	ON / OFF	5.8	5XA7571B2K23
4,000	≥ 70	15,000	95	158	ON / OFF	5.8	5XA7571C2K23
4,000	≥ 70	20,000	130	154	ON / OFF	5.8	5XA7571F2K23

PL32: Field illumination, illuminated area in relation to the light point height: Width 3 / depth 2

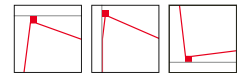
Accessories	PU	kg	Order no.
Connectivity: Plug/socket, IP65, 3-pin, max. 2.5 mm ²	1 pc.	0.1	5NX30003



You can find further variants online.



SiCompact 31 midi, floodlight



Technical data

Color temperature	3,000 K 4,000 K	Rated service life	3,000 K: 73,000 h (L80/B50) at AT = 25 °C 4,000 K: 100,000 h (L80/B50) at AT = 25 °C
Luminous flux	27,000 37,000 lm	Electrical connection	Pre-assembled cable, 3 × 1.5 mm ² , length 2 m
Color rendering index	CRI ≥ 70	Housing	Die-cast aluminum, white aluminum (RAL 9006), bracket made of sheet steel, coated, white aluminum (RAL 9006)
Luminous efficacy	up to 164 lm/W	Mounting	Mounted on supporting structure on crossbar on wall
Lighting technology	Direct distribution, asymmetric light emission 0 % at 0° inclination		
Cover	Toughened safety glass, clear		
Control	ON / OFF		
Temperature range	-40 ... +45 °C		

K	CRI	lm	W	lm/W	Control	kg	Order no.
Asymmetric distribution, PL32							
3,000	≥ 70	27,000	171	158	ON / OFF	8.5	5XA7581D1K23
3,000	≥ 70	37,000	250	148	ON / OFF	8.5	5XA7581E1K23
4,000	≥ 70	27,000	165	164	ON / OFF	8.5	5XA7581D2K23
4,000	≥ 70	37,000	243	152	ON / OFF	8.5	5XA7581E2K23

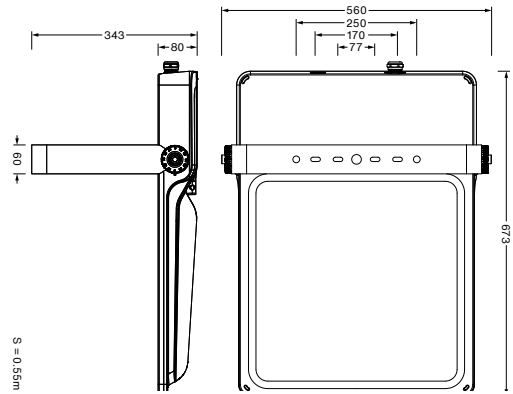
PL32: Field illumination, illuminated area in relation to the light point height: Width 3 / depth 2

Accessories

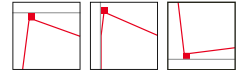
	PU	kg	Order no.
Connectivity: Plug/socket, IP65, 3-pin, max. 2.5 mm ²	1 pc.	0.1	5NX30003



You can find further variants online.



SiCompact 31 maxi, floodlight



Technical data

Color temperature	3,000 K 4,000 K	Temperature range	-30 ... +35 °C
Luminous flux	65,000 70,000 lm	Rated service life	100,000 h (L80/B50) at AT = 25 °C
Color rendering index	CRI ≥ 70	Electrical connection	Terminal, 5-pin
Luminous efficacy	up to 143 lm/W	Housing	Die-cast aluminum, white aluminum (RAL 9006), bracket made of sheet steel, powder-coated, white aluminum (RAL 9006)
Lighting technology	Direct distribution, asymmetric light emission 0 % at 0° inclination	Mounting	Mounted on supporting structure on crossbar on wall
Cover	Toughened safety glass, clear		
Control	DALI		

K	CRI	lm	W	lm/W	Control	kg	Order no.
Asymmetric distribution, PL32							
3,000	≥ 70	65,000	490	133	DALI	17.0	5XA7592E1K22
4,000	≥ 70	70,000	490	143	DALI	17.0	5XA7592E2K22

PL32: Field illumination, illuminated area in relation to the light point height: Width 3 / depth 2



Streetlight SL 11 iQ

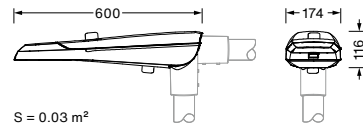
Intelligent light. Performance at its peak.

- Streetlight SL 11 iQ combines outstanding lighting technology and efficiency of up to 166 lm/W with a modular, sustainable product concept
- The patented SITECO iQ luminaire electronics with intelligent functions ensure convenient handling, comprehensive control and diagnostic options and minimal maintenance requirements
- Additional interfaces in accordance with Zhaga-D4i enable state-of-the-art lighting control, wireless networking and the connection of versatile sensor technology





You can find further variants online.



Streetlight SL 11 micro, Smart-Interface, mast luminaire



Technical data

Color temperature	3,000 K	Electrical connection	Terminal, 5-pin, max. 1.5 mm ² pre-assembled cable
Luminous flux	1,880 3,700 lm	Housing	Die-cast aluminum, powder-coated, SITECO metallic gray (DB 702S), seal can be replaced non-destructively, multi-stage sealing system
Color rendering index	CRI ≥ 70	Recommended mounting height	4–8 m
Luminous efficacy	up to 153 lm/W	Mounting	Please order mast flange separately, inclination can be adjusted without tools: 0°, 5°, 10°, 15° (post top) 0°, -5°, -10°, -15° (side entry)
Light control	Direct, asymmetric distribution 3-zone faceted reflector, silver-coated, high gloss	Spigot size	Spigot size: 60 / 76 mm (post top) and 42 / 60 / 76 mm (side entry)
Cover	PMMA, clear		
Control	iQ Street-Remote, D4i with power reduction		
Temperature range	-25 ... +50 °C		
Rated service life	100,000 h at AT = 25 °C		

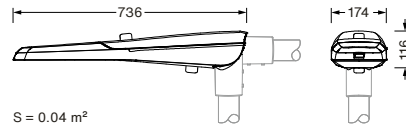
K	CRI	lm	W-start	W-end	W-red	Control	kg	Order no.
Asymmetric wide distribution, ST1.2a, with Smart-Interface at top and bottom								
3,000	≥ 70	1,880	12	13	6	iQ Street-Remote, D4i	5.2	5XC1A51Y08CE
3,000	≥ 70	3,700	25	26	12	iQ Street-Remote, D4i	5.2	5XC1A51Y08DE

ST1.2a: for wide main roads, ratio of light point height to road width 1 : 1.2

Accessories	PU	kg	Order no.
Mast flange, SITECO metallic gray (DB 702S), spigot size: 76 / 60 mm	1 pc.	0.7	5XC10108XM1
Mast flange, SITECO metallic gray (DB 702S), spigot size: 60 mm	1 pc.	0.6	5XC10008XM2
Mast flange, SITECO metallic gray (DB 702S), spigot size: 42 mm	1 pc.	0.5	5XC10008XM4
Reducer, spigot size: 76 / 60 mm	1 pc.	0.1	5XC1008XR12



You can find further variants online.



Streetlight SL 11 mini, Smart-Interface, mast luminaire



Technical data

Color temperature	3,000 K	Electrical connection	Terminal, 5-pin, max. 1.5 mm ²
Luminous flux	3,570 8,450 lm	Housing	Die-cast aluminum, powder-coated, SITECO metallic gray (DB 702S), seal can be replaced non-destructively, multi-stage sealing system
Color rendering index	CRI > 70	Recommended mounting height	4–8 m
Luminous efficacy	up to 160 lm/W	Mounting	Please order mast flange separately, inclination can be adjusted without tools: 0°, 5°, 10°, 15° (post top) 0°, -5°, -10°, -15° (side entry)
Light control	Direct, asymmetric distribution 3-zone faceted reflector, silver-coated, high gloss	Spigot size	Spigot size: 60 / 76 mm (post top) and 42 / 60 / 76 mm (side entry)
Cover	PMMA, clear		
Control	iQ Street-Remote, D4i with power reduction		
Temperature range	-25 ... +50 °C		
Rated service life	100,000 h at AT = 25 °C		

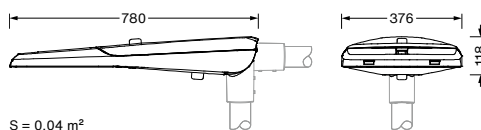
K	CRI	lm	W-start	W-end	W-red	Control	kg	Order no.
Asymmetric wide distribution, ST1.2a, with Smart-Interface at top and bottom								
3,000	> 70	3,570	22	23	11	iQ Street-Remote, D4i	6.8	5XC2A51Y08GE
3,000	> 70	8,450	58	61	27	iQ Street-Remote, D4i	6.8	5XC2A51Y08HE

ST1.2a: for wide main roads, ratio of light point height to road width 1 : 1.2

Accessories	PU	kg	Order no.
Mast flange, SITECO metallic gray (DB 702S), spigot size: 76 / 60mm	1 pc.	0.7	5XC10108XM1
Mast flange, SITECO metallic gray (DB 702S), spigot size: 60 mm	1 pc.	0.6	5XC10008XM2
Mast flange, SITECO metallic gray (DB 702S), spigot size: 42 mm	1 pc.	0.5	5XC10008XM4
Reducer, spigot size: 76 / 60mm	1 pc.	0.1	5XC1008XR12



You can find further variants online.



Streetlight SL 11 midi, Smart-Interface, mast luminaire



Technical data

Color temperature	3,000 K	Electrical connection	Terminal, 5-pin, max. 1.5 mm ² pre-assembled cable
Luminous flux	9,210 18,110 lm	Housing	Die-cast aluminum, powder-coated, SITECO metallic gray (DB 702S), seal can be replaced non-destructively, multi-stage sealing system
Color rendering index	CRI ≥ 70	Recommended mounting height	6–12 m
Luminous efficacy	up to 155 lm/W	Mounting	Please order mast flange separately, inclination can be adjusted without tools: 0°, 5°, 10°, 15° (post top) 0°, -5°, -10°, -15° (side entry)
Light control	Direct, asymmetric distribution 3-zone faceted reflector, silver-coated, high gloss	Spigot size	Spigot size: 60 / 76 mm (post top) and 42 / 60 / 76 mm (side entry)
Cover	PMMA, clear		
Control	iQ Street-Remote, D4i with power reduction		
Temperature range	-25 ... +50 °C		
Rated service life	100,000 h at AT = 25 °C		

K	CRI	lm	W-start	W-end	W-red	Control	kg	Order no.
Asymmetric wide distribution, ST1.2a, with Smart-Interface at top and bottom								
3,000	≥ 70	9,210	59	62	29	iQ Street-Remote, D4i	11.5	5XC3A51Y08LE
3,000	≥ 70	18,110	123	130	56	iQ Street-Remote, D4i	11.5	5XC3A51Y08ME

ST1.2a: for wide main roads, ratio of light point height to road width 1 : 1.2

Accessories	PU	kg	Order no.
Mast flange, SITECO metallic gray (DB 702S), spigot size: 76 / 60mm	1 pc.	0.7	5XC10108XM1
Mast flange, SITECO metallic gray (DB 702S), spigot size: 60 mm	1 pc.	0.6	5XC10008XM2
Mast flange, SITECO metallic gray (DB 702S), spigot size: 42 mm	1 pc.	0.5	5XC10008XM4
Reducer, spigot size: 76 / 60mm	1 pc.	0.1	5XC1008XR12

Streetlight SL 21 iQ

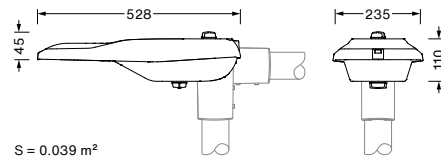
Light with maximum flexibility.

- Streetlight SL 21 iQ – light for every need thanks to precise lighting technology and a broad portfolio of different light colors and distributions
- Zhaga interfaces enable state-of-the-art lighting control, wireless networking and versatile sensor technology
- The SITECO iQ luminaire electronics offer comprehensive control and diagnostic options
- The modular product concept ensures a long service life of more than 100,000 hours and impresses with low operating costs thanks to maximum energy efficiency of up to 158lm/W





You can find further variants online.



Streetlight SL 21 micro, Smart-Interface, mast luminaire



Technical data

Color temperature	3,000 K	Rated service life	100,000 h (L97/B10) at AT = 25 °C
Luminous flux	2,880 ... 5,110 lm	Electrical connection	Terminal, 5-pin, max. 2.5 mm ²
Color rendering index	CRI ≥ 70	Housing	Die-cast aluminum, powder-coated, SITECO metallic gray (DB 702S), seal can be replaced non-destructively, multi-stage sealing system
Luminous efficacy	up to 151 lm/W	Recommended mounting height	3–6 m
Light control	Direct, asymmetric distribution lens made of PMMA	Mounting	For post-top or side-entry mounting, inclination adjustable 0°, 5°, 10°, 15°
Cover	Toughened safety glass, clear	Spigot size	42 / 60 / 76 mm
Control	iQ Street-Remote, D4i		
Temperature range	-40 ... +50 °C		

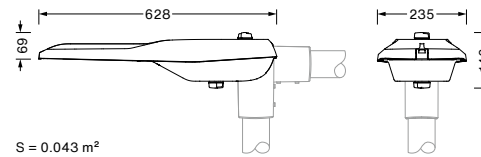
K	CRI	lm	W-start	W-end	W-red	Control	kg	Order no.
Asymmetric wide distribution, ST1.0a, with Smart-Interface at top and bottom								
3,000	≥ 70	2,880	19.1	19.7	9.2	iQ Street-Remote, D4i	4.8	5XE1D31Y08CB
3,000	≥ 70	5,110	39.1	40.2	16.7	iQ Street-Remote, D4i	4.8	5XE1D31Y08DB
Symmetric wide distribution, PL52, with Smart-Interface at top and bottom								
3,000	≥ 70	5,030	39.1	40.2	16.7	iQ Street-Remote, D4i	4.8	5XE1H31Y08DB

ST1.0a: for normal main roads, ratio of light point height to road width 1 : 1
 PL52: Field illumination, illuminated area in relation to the light point height: Width 5 / depth 2

Accessories	PU	kg	Order no.
Mast flange, SITECO metallic gray (DB 702S), spigot size: 42 mm	1 pc.	0.5	5XC10008XM4
Mast flange, SITECO metallic gray (DB 702S), spigot size: 60 mm	1 pc.	0.6	5XC10008XM2
Mast flange, SITECO metallic gray (DB 702S), spigot size: 76 / 60mm	1 pc.	0.7	5XC10108XM1
Reducer, spigot size: 76 / 60mm	1 pc.	0.1	5XC1008XR12
Reducer, spigot size: 76 / 42mm	1 pc.	0.1	5XC1008XR14
Reducer, spigot size: 76 / 42 mm, additional inclination of 5° possible	1 pc.	0.1	5XC1008XR14A



You can find further variants online.



Streetlight SL 21 mini, Smart-Interface, mast luminaire



Technical data

Color temperature	3,000 K	Rated service life	100,000 h (L97/B10) at AT = 25 °C
Luminous flux	5,880 ... 11,210 lm	Electrical connection	Terminal, 5-pin, max. 2.5 mm ²
Color rendering index	CRI ≥ 70	Housing	Die-cast aluminum, powder-coated, SITECO metallic gray (DB 702S), seal can be replaced non-destructively, multi-stage sealing system
Luminous efficacy	up to 155 lm/W	Recommended mounting height	4–10 m
Light control	Direct, asymmetric distribution lens made of PMMA	Mounting	For post-top or side-entry mounting, inclination adjustable 0°, 5°, 10°, 15°
Cover	Toughened safety glass, clear	Spigot size	42 / 60 / 76 mm
Control	iQ Street-Remote, D4i		
Temperature range	-30 ... +50 °C		

K	CRI	lm	W-start	W-end	W-red	Control	kg	Order no.
Asymmetric wide distribution, ST1.0a, with Smart-Interface at top and bottom								
3,000	≥ 70	5,990	39.8	41.2	18.0	iQ Street-Remote, D4i	5.4	5XE2D31Y08GB
3,000	≥ 70	9,750	71.0	75.2	30.4	iQ Street-Remote, D4i	5.4	5XE2D31Y08HB
3,000	≥ 70	11,210	72.5	75.7	32.7	iQ Street-Remote, D4i	5.4	5XE2D31Y08JB
Symmetric wide distribution, PL52, with Smart-Interface at top and bottom								
3,000	≥ 70	5,880	39.8	41.2	18.0	iQ Street-Remote, D4i	5.4	5XE2H31Y08GB
3,000	≥ 70	9,580	71.0	75.2	30.4	iQ Street-Remote, D4i	5.4	5XE2H31Y08HB

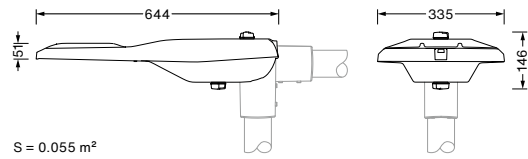
ST1.0a: for normal main roads, ratio of light point height to road width 1 : 1

PL52: Field illumination, illuminated area in relation to the light point height: Width 5 / depth 2

Accessories	PU	kg	Order no.
Mast flange, SITECO metallic gray (DB 702S), spigot size: 42 mm	1 pc.	0.5	5XC10008XM4
Mast flange, SITECO metallic gray (DB 702S), spigot size: 60 mm	1 pc.	0.6	5XC10008XM2
Mast flange, SITECO metallic gray (DB 702S), spigot size: 76 / 60mm	1 pc.	0.7	5XC10108XM1
Reducer, spigot size: 76 / 60 mm	1 pc.	0.1	5XC1008XR12
Reducer, spigot size: 76 / 42 mm	1 pc.	0.1	5XC1008XR14
Reducer, spigot size: 76 / 42 mm, additional inclination of 5° possible	1 pc.	0.1	5XC1008XR14A



You can find further variants online.



Streetlight SL 21 midi, Smart-Interface, mast luminaire



Technical data

Color temperature	3,000 K	Rated service life	100,000 h (L97/B10) at AT = 25 °C
Luminous flux	18,020 ... 21,550 lm	Electrical connection	Terminal, 5-pin, max. 2.5 mm ²
Color rendering index	CRI ≥ 70	Housing	Die-cast aluminum, powder-coated, SITECO metallic gray (DB 702S), seal can be replaced non-destructively, multi-stage sealing system
Luminous efficacy	up to 158 lm/W	Recommended mounting height	6–14 m
Light control	Direct, asymmetric distribution lens made of PMMA	Mounting	For post-top or side-entry mounting, inclination adjustable 0°, 5°, 10°, 15°
Cover	Toughened safety glass, clear	Spigot size	42 / 60 / 76 mm
Control	iQ Street-Remote, D4i		
Temperature range	-40 ... +50 °C		

K	CRI	lm	W-start	W-end	W-red	Control	kg	Order no.
Asymmetric wide distribution, ST1.0a, with Smart-Interface at top and bottom								
3,000	≥ 70	18,340	129.3	141.6	55.6	iQ Street-Remote, D4i	7.2	5XE3D31Y08MB
3,000	≥ 70	21,550	136.6	143.6	61.4	iQ Street-Remote, D4i	7.2	5XE3D31Y08NB
Symmetric wide distribution, PL52, with Smart-Interface at top and bottom								
3,000	≥ 70	18,020	129.3	141.6	55.6	iQ Street-Remote, D4i	7.2	5XE3H31Y08MB

ST1.0a: for normal main roads, ratio of light point height to road width 1 : 1
 PL52: Field illumination, illuminated area in relation to the light point height: Width 5 / depth 2

Accessories	PU	kg	Order no.
Mast flange, SITECO metallic gray (DB 702S), spigot size: 42 mm	1 pc.	0.5	5XC10008XM4
Mast flange, SITECO metallic gray (DB 702S), spigot size: 60 mm	1 pc.	0.6	5XC10008XM2
Mast flange, SITECO metallic gray (DB 702S), spigot size: 76 / 60mm	1 pc.	0.7	5XC10108XM1
Reducer, spigot size: 76 / 60mm	1 pc.	0.1	5XC1008XR12
Reducer, spigot size: 76 / 42mm	1 pc.	0.1	5XC1008XR14
Reducer, spigot size: 76 / 42 mm, additional inclination of 5° possible	1 pc.	0.1	5XC1008XR14A

Streetlight SL 31

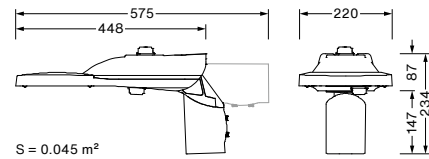
Simply practical light – robust, cost-efficient and future-proof.

- Low operating costs thanks to very high energy efficiency with luminous efficacy of up to 153 lm/W
- Long service life of more than 100,000 h thanks to the sustainable product concept and durable interchangeable components
- Future-proof thanks to optional Zhaga interfaces for state-of-the-art lighting control
- Wireless networking and versatile sensor technology





You can find further variants online.



Streetlight SL 31 micro, Smart-Interface, mast luminaire



Technical data

Color temperature	3,000 K	Rated service life	100,000 h (L90) at AT = 25 °C
Luminous flux	4,900 lm	Electrical connection	Terminal, max. 2.5 mm ²
Color rendering index	CRI ≥ 70	Housing	Die-cast aluminum, powder-coated, SITECO metallic gray (DB 702S)
Luminous efficacy	up to 140 lm/W	Recommended mounting height	3–6 m
Light control	Asymmetric wide distribution lens made of PMMA	Mounting	For post-top or side-entry mounting, inclination adjustable: 0°, 5°, 10°, 15° (post top) 0°, -5°, -10°, -15°, -20° (side entry)
Cover	Toughened safety glass, clear	Spigot size	42 / 60 / 76 mm
Control	D4i		
Temperature range	-40 ... +50 °C		

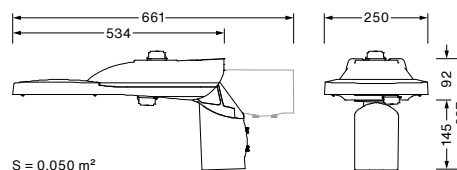
K	CRI	lm	W	lm/W	Control	kg	Order no.
Asymmetric wide distribution, ST1.0a, with Smart-Interface at top and bottom							
3,000	≥ 70	4,900	35	140	D4i	3.6	5XF1E32T08DA

ST1.0a: for normal main roads, ratio of light point height to road width 1 : 1

Accessories	PU	kg	Order no.
Reducer, spigot size: 76 / 42mm	1 pc.	0.1	5XC1008XR14A



You can find further variants online.



Streetlight SL 31 mini, Smart-Interface, mast luminaire



Technical data

Color temperature	3,000 K	Rated service life	100,000 h (L90) at AT = 25 °C
Luminous flux	8,400 ... 11,200 lm	Electrical connection	Terminal, max. 2.5 mm ²
Color rendering index	CRI ≥ 70	Housing	Die-cast aluminum, powder-coated, SITECO metallic gray (DB 702S)
Luminous efficacy	up to 140 lm/W	Recommended mounting height	4–8 m
Light control	Asymmetric wide distribution lens made of PMMA	Mounting	For post-top or side-entry mounting, inclination adjustable: 0°, 5°, 10°, 15° (post top) 0°, -5°, -10°, -15°, -20° (side entry)
Cover	Toughened safety glass, clear	Spigot size	42 / 60 / 76 mm
Control	D4i		
Temperature range	-40 ... +50 °C		

K	CRI	lm	W	lm/W	Control	kg	Order no.
Asymmetric wide distribution, ST1.0a, with Smart-Interface at top and bottom							
3,000	≥ 70	8,400	60	140	D4i	4.7	5XF2E32T08HA
3,000	≥ 70	11,200	80	140	D4i	5.8	5XF2E32T08JA
Symmetric wide distribution, PL32, with Smart-Interface at top and bottom							
3,000	≥ 70	8,400	60	140	D4i	4.7	5XF2P32T08HA
3,000	≥ 70	11,200	90	124	D4i	5.8	5XF2P32T08JA

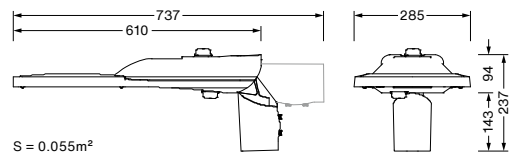
ST1.0a: for normal main roads, ratio of light point height to road width 1 : 1

PL32: Field illumination, illuminated area in relation to the light point height: Width 3 / depth 2

Accessories	PU	kg	Order no.
Reducer, spigot size: 76 / 42mm	1 pc.	0.1	5XC1008XR14A



You can find further variants online.



Streetlight SL 31 midi, Smart-Interface, mast luminaire



Technical data

Color temperature	3,000 K	Rated service life	100,000 h (L90) at AT = 25 °C
Luminous flux	8,400 ... 16,800 lm	Electrical connection	Terminal, max. 2.5 mm ²
Color rendering index	CRI ≥ 70	Housing	Die-cast aluminum, powder-coated, SITECO metallic gray (DB 702S)
Luminous efficacy	up to 140 lm/W	Recommended mounting height	6–10 m
Light control	Asymmetric wide distribution lens made of PMMA	Mounting	For post-top or side-entry mounting, inclination adjustable: 0°, 5°, 10°, 15° (post top) 0°, -5°, -10°, -15°, -20° (side entry)
Cover	Toughened safety glass, clear	Spigot size	42 / 60 / 76 mm
Control	D4i		
Temperature range	-40 ... +50 °C		

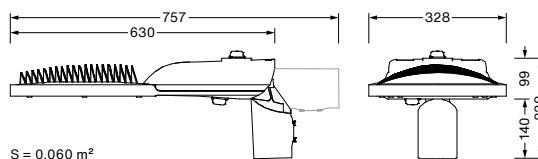
K	CRI	lm	W	lm/W	Control	kg	Order no.
Asymmetric wide distribution, ST1.0a, with Smart-Interface at top and bottom							
3,000	≥ 70	16,800	120	140	D4i	6.7	5XF3E32T08MA
Symmetric wide distribution, PL32, with Smart-Interface at top and bottom							
3,000	≥ 70	8,400	120	140	D4i	6.0	5XF3P32T08MA

ST1.0a: for normal main roads, ratio of light point height to road width 1 : 1
 PL32: Field illumination, illuminated area in relation to the light point height: Width 3 / depth 2

Accessories	PU	kg	Order no.
Reducer, spigot size: 76 / 42mm	1 pc.	0.1	5XC1008XR14A



You can find further variants online.



Streetlight SL 31 maxi, Smart-Interface, mast luminaire



Technical data

Color temperature	3,000 K	Rated service life	100,000 h (L90) at AT = 25 °C
Luminous flux	28,000 lm	Electrical connection	Terminal, max. 2.5 mm ²
Color rendering index	CRI ≥ 70	Housing	Die-cast aluminum, powder-coated, SITECO metallic gray (DB 702S)
Luminous efficacy	up to 140 lm/W	Recommended mounting height	10–14 m
Light control	Asymmetric wide distribution lens made of PMMA	Mounting	For post-top or side-entry mounting, inclination adjustable: 0°, 5°, 10°, 15° (post top) 0°, -5°, -10°, -15°, -20° (side entry)
Cover	Toughened safety glass, clear	Spigot size	42 / 60 / 76 mm
Control	D4i		
Temperature range	-40 ... +50 °C		

K	CRI	lm	W	lm/W	Control	kg	Order no.
Asymmetric wide distribution, ST1.0a, with Smart-Interface at top and bottom							
3,000	≥ 70	28,000	200	140	D4i	8.5	5XF4E32T08QA
Symmetric wide distribution, PL32, with Smart-Interface at top and bottom							
3,000	≥ 70	28,000	200	110	D4i	8.5	5XF4P32T08QA

ST1.0a: for normal main roads, ratio of light point height to road width 1 : 1

PL32: Field illumination, illuminated area in relation to the light point height: Width 3 / depth 2

Accessories	PU	kg	Order no.
Reducer, spigot size: 76 / 42mm	1 pc.	0.1	5XC1008XR14A



Litepole iQ

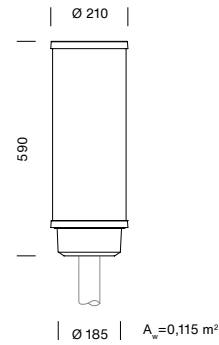
The flexible and modular future of city lighting.

- Easy installation and low maintenance due to future-oriented modular design for exchangeable LED module and gear tray
- Luminous module body as a visual guidance element with decorative day/night time effect
- Low energy consumption due to high luminous efficacy of up to 161 lm/W and avoidance of overplanning due to patented CLO 2.0 luminous flux tracking
- High visual comfort due to uniform illumination and excellent glare control – this can be further enhanced with a spreader element
- SITECO iQ luminaire electronics enable state-of-the-art lighting control, wireless networking, versatile sensor technology and comprehensive control and diagnostic options





You can find further variants online.



Litepole iQ



Technical data

Color temperature	3,000 K 4,000 K	Electrical connection	Terminal, 6-pin, max. 2.5 mm ²
Luminous flux	1,540 lm ... 2,970 lm	Housing	Upper part of luminaire housing made of polyester, glass fiber reinforced, coated, SITECO metallic gray (DB 702S), mast mounting element made of die-cast aluminum, coated, SITECO metallic gray (DB 702S), Module 540 iQ, traffic white (RAL 9016)
Color rendering index	CRI ≥ 70	Recommended mounting height	3–5 m
Luminous efficacy	up to 161 lm/W	Mounting	For post-top mounting
Light control	Direct, asymmetric wide distribution symmetric wide distribution 3-zone faceted reflector, plastic, silver coated, high gloss	Spigot size	d × l = 76 × 70 mm with reducer (optional accessory) 60 × 70 mm
Cover	PMMA, clear		
Control	iQ Street-Remote, D4i		
Temperature range	– 30 ... + 50 °C		
Rated service life	100,000 h at AT = 25 °C		

K	CRI	lm	W-start	W-end	W-red	Control	kg	Order no.
Direct, asymmetric wide distribution, ST1.2a								
3,000	≥ 70	1,540	11	11	5	iQ Street-Remote	5.9	5XA5415EF14H
4,000	≥ 70	1,540	10	10	5	iQ Street-Remote	5.9	5XA5415KF14H
Direct, symmetric wide distribution, PL1.2s								
3,000	≥ 70	2,970	19	21	10	iQ Street-Remote	5.9	5XA5415JF14H
4,000	≥ 70	2,970	19	20	9	iQ Street-Remote	5.9	5XA5415RF14H

ST1.2a: for wide main roads, ratio of light point height to road width 1 : 1.2
 PL1.2s: Field illumination, illuminated area in relation to the light point height: 1 : 1.2

Accessories	PU	kg	Order no.
Spreader element	2 pc.	0.2	5XA54000XS
Spreader element, amber	2 pc.	0.2	5XA54000XSA
Shielding on building side, H = 150 mm	1 pc.	0.1	5XA54000XBS
Shielding on building side, H = 200 mm	1 pc.	0.1	5XA54000XBL
Decorative ring, silver	1 pc.	0.2	5XA54001XS
Reducer, spigot size: 76 / 60 mm	1 pc.	0.1	5LA52201XR

Mushroom luminaire iQ

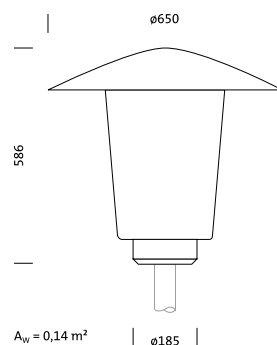
Classic on the outside, revolutionary on the inside.

- SITECO iQ luminaire electronics enable state-of-the-art lighting control, wireless networking, versatile sensor technology and comprehensive control and diagnostic options
- Easy installation and low maintenance due to future-oriented modular design for exchangeable LED module and gear tray
- Luminous module body as a visual guidance element with decorative day/night time effect
- Low energy consumption due to high luminous efficacy of up to 162lm/W and avoidance of overplanning due to patented CLO 2.0 luminous flux tracking
- High visual comfort due to uniform illumination and excellent glare control – this can be further enhanced with a spreader element





You can find further variants online.



Mushroom luminaire iQ



Technical data

Color temperature	3,000 K 4,000 K	Housing	Upper part of luminaire housing made of polyester, glass fiber reinforced, coated, SITECO metallic gray (DB 702S), mast mounting element made of die-cast aluminum, coated, SITECO metallic gray (DB 702S), Module 540 iQ, traffic white (RAL 9016)
Luminous flux	1,550 3,000 lm	Recommended mounting height	3–5 m
Color rendering index	CRI \geq 70	Mounting	For post-top mounting
Luminous efficacy	up to 162 lm/W	Spigot size	$d \times l = 76 \times 70 \text{ mm}$ with reducer (optional accessory) $60 \times 70 \text{ mm}$
Light control	Direct, asymmetric wide distribution symmetric wide distribution 3-zone faceted reflector, plastic, silver coated, high gloss	Control: Overheating protection, electronic power reduction, digital communication interface, time-dependent luminous flux control, flexible parameterization of luminous flux, optimized constant luminous flux control	
Cover	PMMA, clear		
Control	iQ Street-Remote, D4i		
Temperature range	-30 ... +50 °C		
Rated service life	100,000 h at AT = 25 °C		
Electrical connection	Terminal, 6-pin, max. 2.5 mm ²		

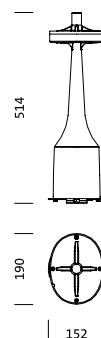
K	CRI	lm	W-start	W-end	W-red	Control	kg	Order no.
Direct, asymmetric wide distribution, ST1.2a								
3,000	\geq 70	1,550	11	11	5	iQ Street-Remote, D4i	7	5XA5235EF14H
4,000	\geq 70	1,550	10	10	5	iQ Street-Remote, D4i	7	5XA5235KF14H
Direct, symmetric wide distribution, PL1.2s								
3,000	\geq 70	3,000	19	21	10	iQ Street-Remote, D4i	7	5XA5235JF14H
4,000	\geq 70	3,000	19	20	9	iQ Street-Remote, D4i	7	5XA5235RF14H

ST1.2a: for wide main roads, ratio of light point height to road width 1 : 1.2
 PL1.2s: Field illumination, illuminated area in relation to the light point height: 1 : 1.2

Accessories	PU	kg	Order no.
Spreader element	2 pc.	0.2	5XA54000XS
Spreader element, amber	2 pc.	0.2	5XA54000XSA
Shielding on building side, H = 150 mm	1 pc.	0.1	5XA54000XBS
Shielding on building side, H = 200 mm	1 pc.	0.1	5XA54000XBL
Decorative ring, silver	1 pc.	0.2	5XA54001XS
Reducer, spigot size: 76 / 60mm	1 pc.	0.1	5LA52201XR



You can find further variants online.



Module 540 iQ



Technical data

Color temperature	2,200 [...] 4,000 K	Control	iQ Street-Remote
Luminous flux	1,590 3,110 lm	Temperature range	-30 ... +50 °C
Color rendering index	CRI ≥ 70	Rated service life	100,000 h at AT = 25 °C
Luminous efficacy	up to 168 lm/W	Electrical connection	Terminal, 6-pin, max. 2.5 mm ²
Light control	Direct, asymmetric wide distribution highly asymmetric extremely wide distribution symmetric wide distribution 3-zone faceted reflector, plastic, silver coated, high gloss	Housing	Device support, traffic white (RAL 9016)

K	CRI	lm	W-start	W-end	W-red	Control	kg	Order no.
asymmetric wide distribution, ST1.2a								
2,200	≥ 70	1,610	13	13	6	iQ Street-Remote	2.7	5XA5405AF04F
3,000	≥ 70	1,610	11	11	5	iQ Street-Remote	2.7	5XA5405EF04F
4,000	≥ 70	1,610	10	10	5	iQ Street-Remote	2.7	5XA5405KF04F
Highly asymmetric extremely wide distribution, P1.0a								
2,200	≥ 70	1,590	13	13	6	iQ Street-Remote	2.7	5XA5405BF04F
3,000	≥ 70	1,590	11	11	5	iQ Street-Remote	2.7	5XA5405FF04F
4,000	≥ 70	1,590	10	10	5	iQ Street-Remote	2.7	5XA5405LF04F
Symmetric wide distribution, PL1.2s								
2,200	≥ 70	3,110	24	26	11	iQ Street-Remote	2.7	5XA5405CF04F
3,000	≥ 70	3,110	19	21	10	iQ Street-Remote	2.7	5XA5405JF04F
4,000	≥ 70	3,110	19	19	9	iQ Street-Remote	2.7	5XA5405RF04F

ST1.2a: for wide main roads, ratio of light point height to road width 1 : 1.2

P1.0a: for narrow roads and paths, extremely wide distribution, ratio of light point height to road width 1 : 1

PL1.2s: Field illumination, illuminated area in relation to the light point height: 1 : 1.2

Accessories	PU	kg	Order no.
Spreader element	2 pc.	0.2	5XA5400XS
Spreader element, amber	2 pc.	0.2	5XA5400XSA
Shielding on building side, H = 150 mm	1 pc.	0.1	5XA5400XBS
Shielding on building side, H = 200 mm	1 pc.	0.1	5XA5400XBL

Luminaire designs for Module 540



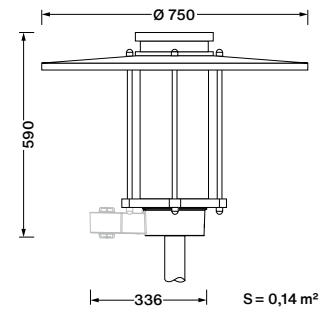
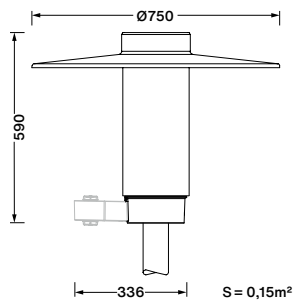
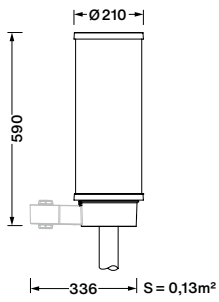
Litepole lantern



Litepole 2 lantern



City-Light Plus



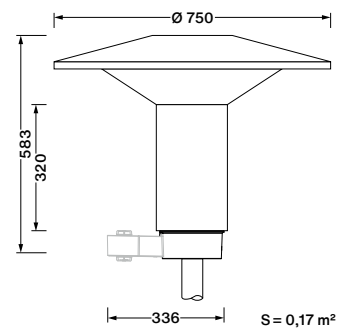
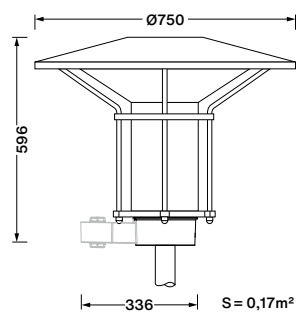
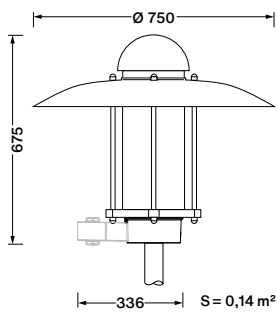
City-Light Elegance



Classic lantern




Lantern



CL 31

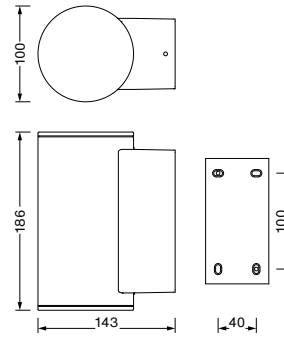
Building vicinity light for mood, style and safety.

- Attractive façade and pathway lighting with purist design
- Ideal for prestigious entrance areas and façades of hotels, office, residential and industrial buildings or the retail sector
- Professional quality of light creates safety and maximum visual comfort
- Clever installation details ensure easiest possible mounting
- High quality components enable long, maintenance-free operation
- Designed for service life > 20 years

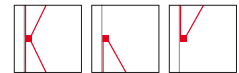




You can find further variants online.



CL 31 Wall, round



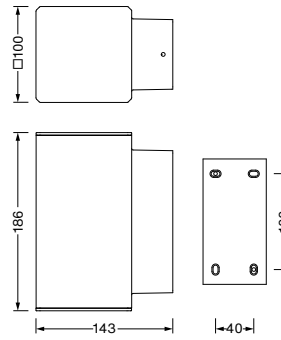
Technical data

Color temperature	3,000 K	Control	DALI
Luminous flux	up to 2 × 300 lm	Temperature range	-20 ... +50 °C
Color rendering index	CRI ≥ 80	Rated service life	65,000 h (L80/B50) at AT = 25 °C
Luminous efficacy	up to 110 lm/W	Electrical connection	Terminal, 5-pin, max. 2.5 mm ²
Beam angle	Symmetric medium distribution, 36° depending on version with light emission on one or two sides	Housing	Aluminum, powder-coated, SITECO metallic gray
Cover	Glass, clear	Mounting	Wall-mounted flexible mounting: Unevenness and imprecise screw-on points can be compensated for easily

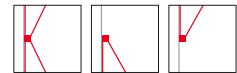
K	CRI	lm	W	lm/W	Control	kg	Order no.
Symmetric medium direct distribution, 36°							
3,000	≥ 80	1 × 300	2.8	106	DALI	1.7	5CL513613
Symmetric medium direct / indirect distribution, 36°							
3,000	≥ 80	2 × 300	5.5	110	DALI	1.8	5CL513623



You can find further variants online.



CL 31 Wall, square



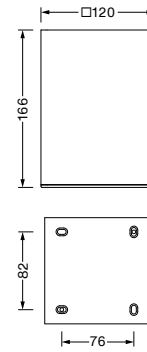
Technical data

Color temperature	3,000 K	Control	DALI
Luminous flux	up to 2 × 300 lm	Temperature range	-20 ... +50 °C
Color rendering index	CRI ≥ 80	Rated service life	65,000 h (L80/B50) at AT = 25 °C
Luminous efficacy	up to 110 lm/W	Electrical connection	Terminal, 5-pin, max. 2.5 mm ²
Beam angle	Symmetric medium distribution, 36° depending on version with light emission on one or two sides	Housing	Aluminum, powder-coated, SITECO metallic gray
Cover	Glass, clear	Mounting	Wall-mounted flexible mounting: Unevenness and imprecise screw-on points can be compensated for easily

K	CRI	lm	W	lm/W	Control	kg	Order no.
Symmetric medium direct distribution, 36°							
3,000	≥ 80	1 × 300	2.8	106	DALI	2.1	5CL553613
Symmetric medium direct / indirect distribution, 36°							
3,000	≥ 80	2 × 300	5.5	110	DALI	2.2	5CL563623



You can find further variants online.



CL 31 Wall, square



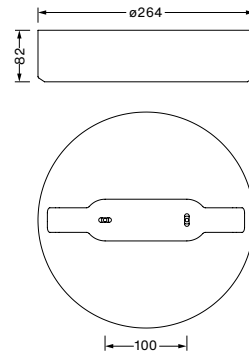
Technical data

Color temperature	3,000 K	Control	DALI
Luminous flux	1,500 lm	Temperature range	-20 ... +50 °C
Color rendering index	CRI ≥ 80	Rated service life	65,000 h (L80/B50) at AT = 25 °C
Luminous efficacy	100 lm/W	Electrical connection	Terminal, 5-pin, max. 2.5 mm ²
Beam angle	Symmetric medium distribution, 36°	Housing	Aluminum, powder-coated, SITECO metallic gray
Cover	Glass, clear	Mounting	Ceiling surface-mounting

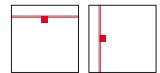
K	CRI	lm	W	lm/W	Control	kg	Order no.
3,000	≥ 80	1,500	15	100	DALI	2.0	5CL613603



You can find further variants online.



CL 31 Bulkhead, round



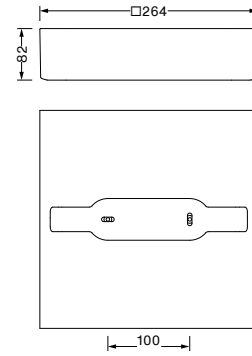
Technical data

Color temperature	3,000 K	Control	DALI
Luminous flux	1,575 lm	Temperature range	-20 ... +50 °C
Color rendering index	CRI ≥ 80	Rated service life	60,000 h (L80/B50) at AT = 25 °C
Luminous efficacy	105 lm/W	Electrical connection	Terminal, 5-pin, max. 2.5 mm ²
Beam angle	Diffuse distribution	Housing	Aluminum, powder-coated, SITECO metallic gray
Cover	PC	Mounting	Wall-mounted Ceiling-mounted

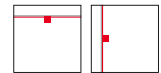
K	CRI	lm	W	lm/W	Control	kg	Order no.
3,000	≥ 80	1,575	15	105	DALI	2.0	5CL721603



You can find further variants online.



CL 31 Bulkhead, square



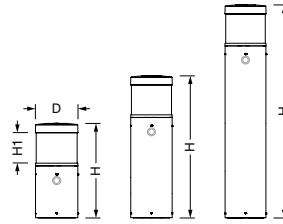
Technical data

Color temperature	3,000 K	Control	DALI
Luminous flux	1,575 lm	Temperature range	-20 ... +50 °C
Color rendering index	CRI ≥ 80	Rated service life	60,000 h (L80/B50) at AT = 25 °C
Luminous efficacy	105 lm/W	Electrical connection	Terminal, 5-pin, max. 2.5 mm ²
Beam angle	Diffuse distribution	Housing	Aluminum, powder-coated, SITECO metallic gray
Cover	PC	Mounting	Wall-mounted Ceiling-mounted

K	CRI	lm	W	lm/W	Control	kg	Order no.
3,000	≥ 80	1,575	15	105	DALI	2.2	5CL761603



You can find further variants online.



H	H1	D
400	128	176
600	128	176
900	128	176

CL 31 Bollard



Technical data

Color temperature	3,000 K	Temperature range	-20 ... +50 °C
Luminous flux	800 ... 1,500 lm	Rated service life	100,000 h (L80/B50) at AT = 25 °C
Color rendering index	CRI ≥ 80	Electrical connection	Terminal, 5-pin, max. 2.5 mm ²
Luminous efficacy	Up to 110 lm/W	Housing	Aluminum, powder-coated, SITECO metallic gray
Beam angle	Asymmetric extremely wide distribution	Mounting	Floor-mounted with the option of precision adjustment of the beam direction by ±30°
Cover	PC, clear		
Control	DALI		

K	CRI	lm	W	lm/W	Control	H mm	kg	Order no.
Asymmetric extremely wide distribution (IK10)								
3,000	≥ 80	800	7.2	110	DALI	400	4.1	5CL424603
3,000	≥ 80	1,500	14	107	DALI	600	5.3	5CL434603
3,000	≥ 80	1,500	14	107	DALI	900	7.0	5CL444603
Asymmetric extremely wide distribution, PIR sensor (IK08)								
3,000	≥ 80	800	7.2	110	DALI	400	4.2	5CL424803
3,000	≥ 80	1,500	14	107	DALI	600	5.4	5CL434803
3,000	≥ 80	1,500	14	107	DALI	900	7.1	5CL444803

Accessories	PU	kg	Order no.
Planted section for 400 mm and 600 mm bollards, steel, galvanized, cylindrical, length 250 mm	1 pc.	1.6	5AA40007X
Planted section for 900 mm bollards, steel, galvanized, cylindrical, length 500 mm	1 pc.	2.5	5AA40006X



Planea

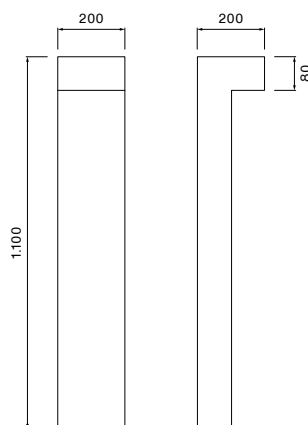
Bollards and mast luminaires with flexible lighting technology from a single source.

- For lighting streets and squares as well as for access routes, footpaths and cycle paths in a uniform design language
- Energy-efficient with low-glare light and high brightness
- Environmentally friendly and insect-friendly thanks to warm color temperatures, dimmability and avoidance of unnecessary light spill
- Long service life of 100,000 h, high color rendering CRI ≥ 80
- Meets the lighting requirements of a wide range of applications with a variety of different light distributions and optional color temperatures
- Planea M and Planea L available on request with Smart-Interface for SITECO Connect plugs and sensors or telemetry systems





You can find further variants online.



Planea P, bollard luminaire



Technical data

Color temperature	3,000 K	Electrical connection	Incl. cable junction box, 5-pin, max. 10 mm ² , pre-assembled luminaire connection cable
Luminous flux	452 ... 514 lm	Housing	Aluminum, wet-painted, anthracite (DB 703S), non-destructive seal replacement, multi-stage sealing system
Color rendering index	CRI ≥ 80	Recommended mounting height	1.1 m
Luminous efficacy	up to 80 lm/W	Mounting	Please order supporting column separately. Rectangular system mast, incl. stainless steel planted section (for sleeve foundation) included in scope of delivery
Light control	Direct, asymmetric wide and narrow beam distribution frosted PMMA lenses		
Cover	PMMA, clear		
Control	DALI 2, AstroDim		
Temperature range	-25 ... +50 °C		
Rated service life	100,000 h at AT = 25 °C		

K	CRI	lm	W-start	W-end	W-red	Control	kg	Order no.
Light head, asymmetric wide distribution, ST0.8a								
3,000	≥ 80	510	6	8	4	DALI 2, AstroDim	5.2	5BS0031C3B09P
Light head, asymmetric strip-shaped, ST0.5a								
3,000	≥ 80	465	6	8	4	DALI 2, AstroDim	5.2	5BS0031B3B09P
Light head, asymmetric wide distribution, ST1.2a								
3,000	≥ 80	514	6	8	4	DALI 2, AstroDim	5.2	5BS0031A3B09P
Light head, asymmetric narrow beam distribution, PL64								
3,000	≥ 80	452	6	8	4	DALI 2, AstroDim	5.2	5BS0031E3B09P

ST0.5a: for normal main roads, ratio of light point height to road width 1 : 0.5
 ST0.8a: for normal main roads, ratio of light point height to road width 1 : 0.8
 ST1.2a: for normal main roads, ratio of light point height to road width 1 : 1.2
 PL64: Field illumination, illuminated area in relation to the light point height: Width 6 / depth 4

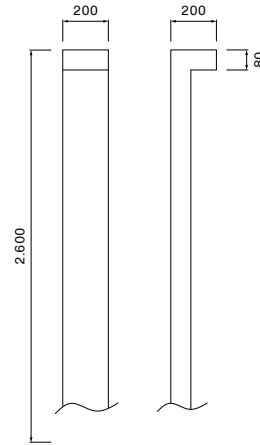
Accessories

	PU	kg	Order no.
Supporting column for Planea P, supporting column incl. planted section 1,100 mm	1 pc.	8.0	5BM007111AA09

Smart-Interface and backlight control available on request



You can find further variants online.



Planea M, mast luminaire



Technical data

Color temperature	3,000 K
Luminous flux	633 ... 720 lm
Color rendering index	CRI ≥ 80
Luminous efficacy	up to 70 lm/W
Light control	Direct, asymmetric wide and narrow beam distribution frosted PMMA lenses
Cover	PMMA, clear
Control	DALI 2, AstroDim
Temperature range	-25 ... +50 °C
Rated service life	100,000 h at AT = 25 °C

Electrical connection	Incl. cable junction box, 5-pin, max. 10 mm ² , pre-assembled luminaire connection cable
Housing	Aluminum, wet-painted, anthracite (DB 703S), non-destructive seal replacement, multi-stage sealing system
Recommended mounting height	2.6 m
Mounting	Please order supporting column separately. Rectangular system mast, incl. stainless steel planted section (for sleeve foundation) included in scope of delivery

K	CRI	lm	W-start	W-end	W-red	Control	kg	Order no.
Light head, asymmetric wide distribution, ST0.8a								
3,000	≥ 80	714	11	14	7	DALI 2, AstroDim	5.2	5BS0031C3B09S
Light head, asymmetric strip-shaped, ST0.5a								
3,000	≥ 80	651	11	14	7	DALI 2, AstroDim	5.2	5BS0031B3B09S
Light head, asymmetric wide distribution, ST1.2a								
3,000	≥ 80	720	11	14	7	DALI 2, AstroDim	5.2	5BS0031A3B09S
Light head, asymmetric narrow beam distribution, PL64								
3,000	≥ 80	633	11	14	7	DALI 2, AstroDim	5.2	5BS0031E3B09S

ST0.5a: for normal main roads, ratio of light point height to road width 1 : 0.5

ST0.8a: for normal main roads, ratio of light point height to road width 1 : 0.8

ST1.2a: for normal main roads, ratio of light point height to road width 1 : 1.2

PL64: Field illumination, illuminated area in relation to the light point height: Width 6 / depth 4

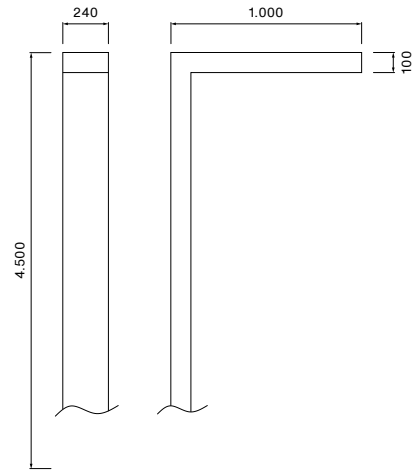
Accessories

	PU	kg	Order no.
Supporting column for Planea M, supporting column incl. planted section + mast doors 2,600 mm	1 pc.	19.0	5BM007261AA09

Smart-Interface and backlight control available on request



You can find further variants online.



Planea L, mast luminaire



Technical data

Color temperature	3,000 K
Luminous flux	2,953 ... 3,329 lm
Color rendering index	CRI ≥ 80
Luminous efficacy	up to 100 lm/W
Light control	Direct, asymmetric wide and narrow beam distribution frosted PMMA lenses
Cover	PMMA, clear
Control	DALI 2, AstroDim
Temperature range	-25 ... +50 °C
Rated service life	100,000 h at AT = 25 °C

Electrical connection	Incl. cable junction box, 5-pin, max. 10 mm ² , pre-assembled luminaire connection cable
Housing	Aluminum, wet-painted, anthracite (DB 703S), non-destructive seal replacement, multi-stage sealing system
Recommended mounting height	4.5 m
Mounting	Please order supporting column separately. Rectangular system mast, incl. stainless steel planted section (for sleeve foundation) included in scope of delivery

K	CRI	lm	W-start	W-end	W-red	Control	kg	Order no.
Light head, asymmetric wide distribution, ST0.8a								
3,000	≥ 80	3,329	28	35	18	DALI 2, AstroDim	5.2	5BA0021C3B09S
Light head, asymmetric strip-shaped, ST0.5a								
3,000	≥ 80	2,953	28	35	18	DALI 2, AstroDim	5.2	5BA0021B3B09S
Light head, asymmetric wide distribution, ST1.2a								
3,000	≥ 80	3,327	28	35	18	DALI 2, AstroDim	5.2	5BA0021A3B09S
Light head, asymmetric narrow beam distribution, PL64								
3,000	≥ 80	3,045	28	35	18	DALI 2, AstroDim	5.2	5BA0021E3B09S

ST0.5a: for normal main roads, ratio of light point height to road width 1 : 0.5
 ST0.8a: for normal main roads, ratio of light point height to road width 1 : 0.8
 ST1.2a: for normal main roads, ratio of light point height to road width 1 : 1.2
 PL64: Field illumination, illuminated area in relation to the light point height: Width 6 / depth 4

Accessories

	PU	kg	Order no.
Supporting column for Planea L, supporting column incl. planted section + mast doors, 4,500 mm	1 pc.	32.0	5BM008451AA09

Smart-Interface and backlight control available on request

Canna 200

Timeless elegance of Bergmeister luminaires:

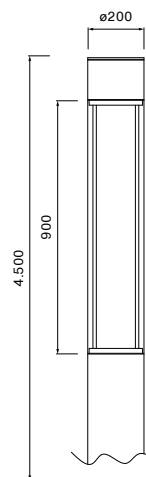
The Canna light pillar.

- For prestigious lighting of streets, paths and squares
- Sleek, minimalist design that blends seamlessly into any environment
- Long service life of 100,000 h, high color rendering CRI \geq 80
- Meets the lighting requirements of a wide range of applications thanks to a variety of different light distributions and optional color temperatures
- Adjustable light intensity that can be perfectly adapted to any mood or task
- On request with Smart-Interface for SITECO Connect Plugs





You can find further variants online.



Canna 200, light pillar



Technical data

Color temperature	3,000 K	Electrical connection	Incl. cable junction box, 5-pin, max. 10 mm ² , pre-assembled luminaire connection cable
Luminous flux	1,580 ... 1,897 lm	Housing	Aluminum, wet-painted, anthracite (DB 703S), non-destructive seal replacement, multi-stage sealing system
Color rendering index	CRI ≥ 80	Recommended mounting height	4.5 m
Luminous efficacy	up to 110 lm/W	Mounting	Please order supporting column separately. Round system mast, incl. stainless steel planted section (for sleeve foundation) included in the scope of delivery
Light control	Direct, asymmetric wide and narrow beam distribution frosted PMMA lenses		
Cover	PMMA, clear		
Control	DALI 2, AstroDim		
Temperature range	-25 ... +50 °C		
Rated service life	100,000 h at AT = 25 °C		

K	CRI	lm	W-start	W-end	W-red	Control	kg	Order no.
Light head, asymmetric wide distribution, ST0.8a								
3,000	≥ 80	1,897	15	19	9	DALI 2, AstroDim	10.3	5BS0021C3B09S
Light head, asymmetric strip-shaped, ST0.5a								
3,000	≥ 80	1,580	15	19	9	DALI 2, AstroDim	10.3	5BS0021B3B09S
Light head, asymmetric wide distribution, ST1.2a								
3,000	≥ 80	1,827	15	19	9	DALI 2, AstroDim	10.3	5BS0021A3B09S
Light head, asymmetric narrow beam distribution, PL64								
3,000	≥ 80	1,655	15	19	9	DALI 2, AstroDim	10.3	5BS0021E3B09S
Light head, symmetric wide distribution								
3,000	≥ 80	1,859	15	19	9	DALI 2, AstroDim	10.3	5BS0021X3B09S

ST0.5a: for normal main roads, ratio of light point height to road width 1 : 0.5
 ST0.8a: for normal main roads, ratio of light point height to road width 1 : 0.8
 ST1.2a: for normal main roads, ratio of light point height to road width 1 : 1.2
 PL64: Field illumination, illuminated area in relation to the light point height: Width 6 / depth 4

Accessories

	PU	kg	Order no.
Supporting column for Canna 200 pillar, supporting column incl. planted section + mast doors 4,500 mm	1 pc.	35.2	5BM004451AA09A


Smart-Interface and backlight control available on request

Control for indoor luminaires

→ Page 200

Control for outdoor luminaires

→ Page 204





Light management systems



You can find further information online.

SITECO Connect Indoor

From simple plug & play control to an integrated building management system – SITECO Connect gives you perfectly customized solutions.



Local control

The uncomplicated solution for individual areas thanks to plug & play sensor technology – simple parameterization and commissioning by an electrical installer.



Central control

Complete flexibility by networking different lighting zones into the building management system via central control and integration.



Control across locations

Comprehensive networking and control of multiple locations for full transparency and intelligent analysis options.



You can find further information online.

Local control

Ancillary areas

Immediately up to **70%** of energy costs can be saved

2.8m
1.5m
8m

✓ Payback time (luminaires + control unit) < 2 years

Functions

- Motion- and daylight-dependent control
- Fully automatic operation

Components

Lunis

- M** Controller
- S** Sensor
- X** Button



Single office / meeting room

Immediately up to **70%** of energy costs can be saved

3m
4m
4m

✓ Payback time (luminaires + control unit) < 2 years

Functions

- Presence and motion-dependent control
- Daylight control
- Semi-automatic operation
- Manual control by the user

Components

Apollon

- M** Controller
- S** Sensor
- X** Button



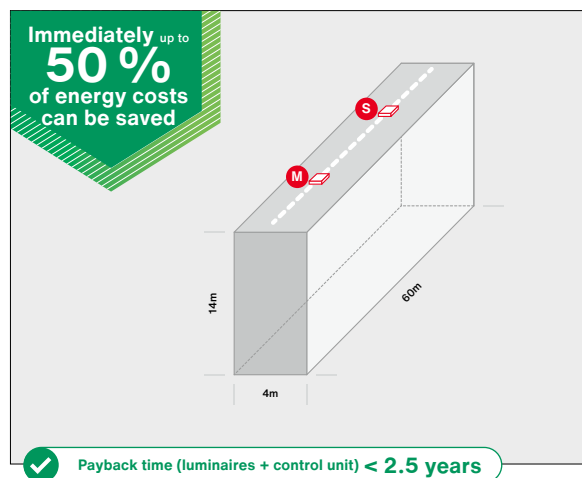
Accessories

		PU	kg	Order no.
M	SITECO Connect 31 Office, controller	1 pc.	0.1	5LZ935100A
	SITECO Connect 31 Office, cable anchoring covers for controllers	1 pc.	0.1	5LZ935400A
S	SITECO Connect 31 Office, sensor	1 pc.	0.1	5LZ935202A
	SITECO Connect 31 Office, optional sensor surface-mounted housing	1 pc.	0.1	5LZ935401A
X	Push-button provided on-site			



You can find further information online.

Shelf warehousing and high-bay racking mh = 4 m ... 14 m



Functions

- Motion- and daylight-dependent control
- Fully automatic operation
- Inventory function

Components

Licross or Modario: DALI luminaire insert
+ trunking rail with DALI through-wiring


M¹ 1 × Interface MD
1 × Sensor Head PR2-M

S 1 × Interface S
1 × Sensor Head PR2-S

Smart Remote



Storeroom, corridor mh = 2 m ... 4 m



Functions

- Motion- and daylight-dependent control
- Fully automatic operation
- Inventory function

Components

Licross or Modario: DALI luminaire insert
+ trunking rail with DALI through-wiring

M¹ 1 × Interface MD
1 × Sensor Head PR1-M

S 1 × Interface S
1 × Sensor Head PR1-S

Smart Remote



Accessories	PU	kg	Order no.
M External Interface MD	1 pc.	0.1	59US1FCMA
M Licross 11 / 21 Interface MD	1 pc.	0.5	56TL1FCMA
M Modario 31 Interface MD	1 pc.	0.5	5TR305FCMA
M Sensor Head PR1-M (storeroom/corridor)	1 pc.	0.1	59US1HXMPR1A
M Sensor head PR2-M (shelf warehousing and high bay racking)	1 pc.	0.1	59US1HXMPR2A
S External Interface S	1 pc.	0.1	59US1FCSA
S Licross 11 / 21 Interface S	1 pc.	0.5	56TL1FCSA
S Modario 31 Interface S	1 pc.	0.5	5TR305FCSA
S Sensor Head PR1-S (storeroom/corridor)	1 pc.	0.1	59US1HXSPR1A
S Sensor head PR2-S (shelf warehousing and high bay racking)	1 pc.	0.1	59US1HXSPR2A
Smart Remote	1 pc.	0.1	59UC3RCA


All application solutions shown are also available as central control or control across locations if needed.

¹ Maximally combinable per master: 21 DALI luminaires, three slave sensors



You can find further information online.

Dispatch area mh = 2 m ... 4 m



Functions

- Motion- and daylight-dependent control
- Fully automatic operation
- Inventory function

Components

Licross or Modario: DALI luminaire insert + trunking rail with DALI through-wiring

M¹ 1 x Interface MD
1 x Sensor Head PC1-M

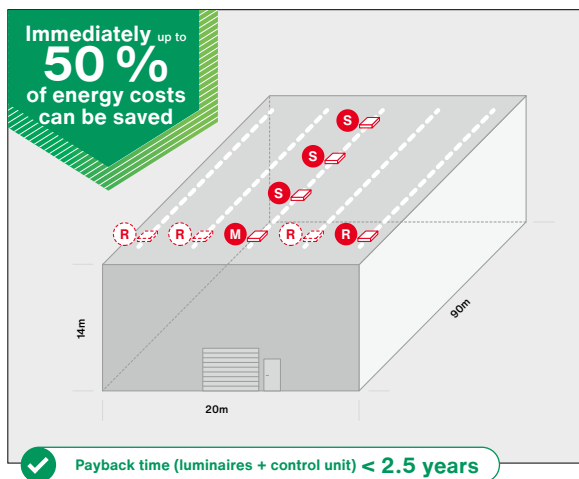
S 1 x Interface S
1 x Sensor Head PC1-S

R^{1,2} 1 x Repeater

Smart Remote



Dispatch area mh = 5 m ... 14 m



Functions

- Motion- and daylight-dependent control
- Fully automatic operation
- Inventory function

Components

Licross or Modario: DALI luminaire insert + trunking rail with DALI through-wiring

M¹ 1 x Interface MD
1 x Sensor Head PC5-M

S 1 x Interface S
1 x Sensor Head PC5-S

R² 1 x Repeater

Smart Remote



All application solutions shown are also available as central control or control across locations if needed.

Accessories

	PU	kg	Order no.
M External Interface MD	1 pc.	0.1	59US1FCMA
M Licross 11 / 21 Interface MD	1 pc.	0.5	56TL1FCMA
M Modario 31 Interface MD	1 pc.	0.5	5TR305FCMA
M Sensor Head PC1-M (dispatch area 2 ... 4 m)	1 pc.	0.1	59US1HXMP1A
M Sensor Head PC5-M	1 pc.	0.1	59US1HXMP5A
S External Interface S	1 pc.	0.1	59US1FCSA
S Licross 11 / 21 Interface S	1 pc.	0.5	56TL1FCSA
S Modario 31 Interface S	1 pc.	0.5	5TR305FCSA
S Sensor Head PC1-S (dispatch area 2 ... 4 m)	1 pc.	0.1	59US1HXSP1A
S Sensor Head PC5-S (dispatch area 5 ... 14 m)	1 pc.	0.1	59US1HXSP5A
R Licross repeater including 14-pin Licross trunking rail*	1 pc.	0.5	56TL1CRM0B
R Repeater for luminaire installation including 10-pin Modario trunking rail**	1 pc.	0.5	5LZ980302
Smart Remote	1 pc.	0.1	59UC3RCA

¹ Maximally combinable per master: 21 DALI luminaires, three slave sensors

² Cascading; maximally combinable per repeater: 64 DALI luminaires (broadcast), number of repeaters depending on floor space

* DALI line for luminaires: Cores 9 + 11; DALI line for repeater: Cores 8 + 10

** DALI line for luminaires: Cores 5 + 7; DALI line for repeater: Cores 4 + 6



You can
find further
information
online.

Outdoor lighting with an exceptional iQ.

SITECO outdoor luminaires are intelligent. Powerful, integrated functions facilitate setting, dimming and control. We're sharing our compelling technology to inspire you to take this quantum leap. Lead your city, your community and your company into the future. Intelligent, interactive, intuitive, integrative. This is our SITECO iQ formula.

Maximum convenience and still fit for the future – do your iQ check now.

Replace ECG – faster than in Formula 1.

When the ECG learns on its own, replacement takes 2 minutes, not 2 hours. And the complexity around spare parts plummets.

Future proof for beyond tomorrow.

Light has to satisfy many masters: environmental and insect protection, traffic, residents. Plus the additional standards on top. With lighting you simply adjust the light color, distribution, dimming and luminous flux. We offer a 20-year delivery guarantee. Everything can be exchanged and recycled.

Install on the fly.

Program new luminaires? Really easy to do in the warehouse with no tedious unpacking. Or conveniently on the street after installation – without needing a cherry picker.

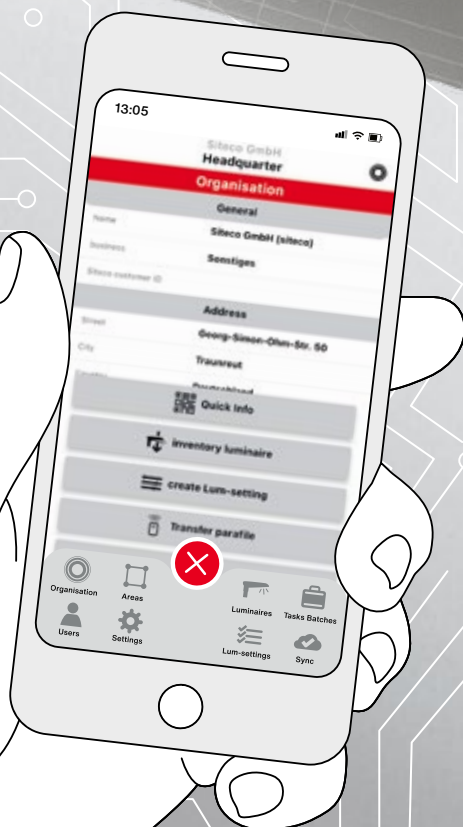
Sit back and relax! The autopilot's engaged.

Your luminaire can do a lot by itself: Nighttime reduction, temperature monitoring, weather-dependent light distribution and switch-on surge interruption – all the important daily tasks.



You can find further information online.

All iQ luminaires can be adjusted wirelessly without opening the luminaire packaging and without opening the luminaire. With the smartphone and the mobile RFID interface (order number 5EA6ABR01), optionally also with the SITECO iQ handheld (order number 5EA6HBR02). Checking and adjusting iQ luminaires in the office is quicker thanks to iQ Desk Remote.



The SITECO iQ Street-Remote luminaires can also be conveniently adjusted from the sidewalk using a smartphone and our iQ app, even after commissioning.



You can find further information online.

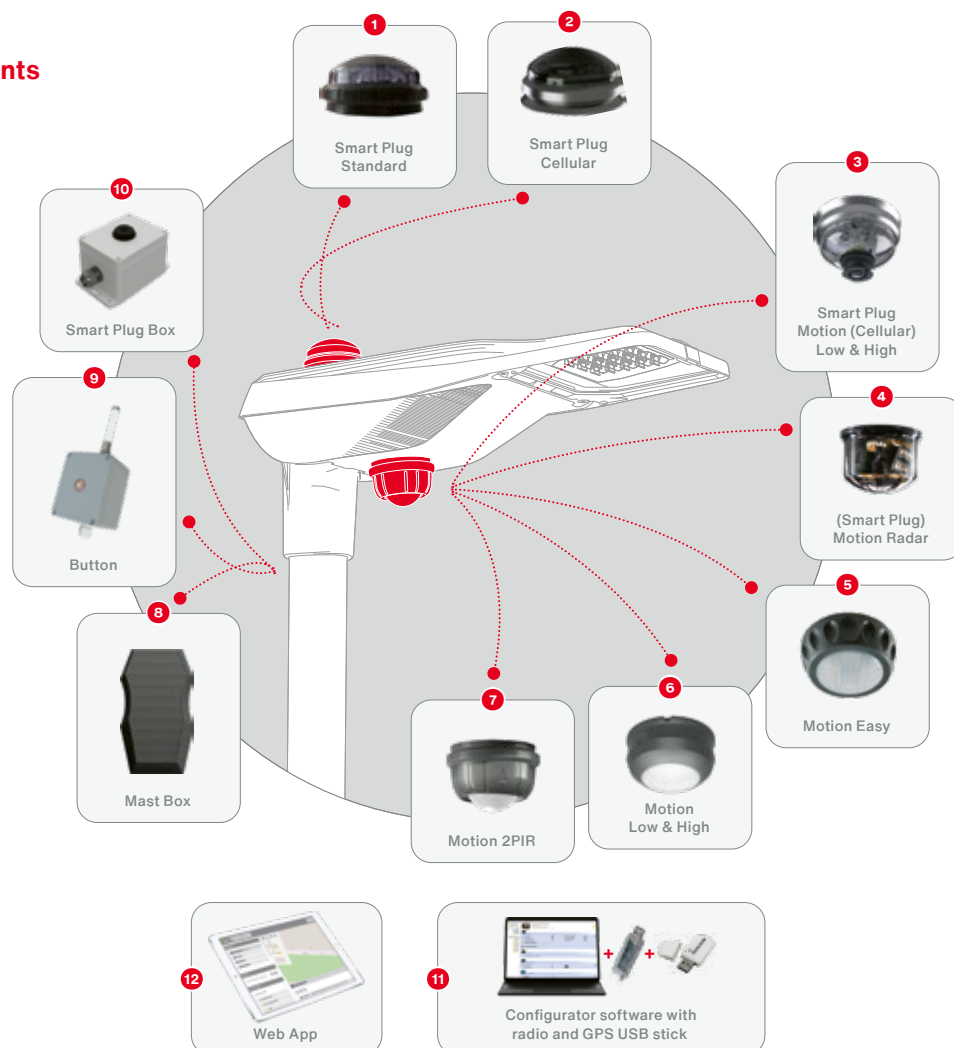
SITECO Connect Wireless

SITECO outdoor luminaires offer standard connectivity for all control requirements thanks to Smart-Interface. For example, they allow plug & play integration of sensors or help you to manage your power consumption and reduce costs with radio-based control solutions and demand-driven lighting concepts. SITECO Connect Wireless offers the right combination of options for every requirement.

For you this means:

- More flexibility: Retrofit control systems and sensors at any time and change control systems flexibly
- More independence: System compatibility of control systems regardless of the manufacturer
- More control diversity: Extension of the luminaire's own iQ functions with additional external devices and functionalities

SITECO Connect components for the Smart-Interface





You can find further information online.

Overview of components for Smart-Interface:

Smart Plugs

Control and radio networking of luminaires with Zhaga/D4i-compatible luminaire controllers. With remote access or as a purely local radio network. Lighting control depending on time of day, day of the week and daylight. Local storage of the switching and dimming calendar for reliable operation.

1 Smart Plug Standard	5EA3AM000001
Remote access for 5 years, for each Smart Plug Standard or Motion	5EA1ESP01
2 Smart Plug Cellular: Remote access for 5 years including radio clock and position detection	5EA3CM000001
Extension of mobile communications term, 5 years	5EA1ES01

Motion sensors

Lighting control depending on movement, daylight, day of the week and time of day. Autonomous or networked operation (swarm function). Multiple setting options for dimming level, follow-up time, up/down speed.

Radio motion sensor Low & High

Oval detection range, freely alignable, e.g. for paths and driveways. Radio controller (Smart Plug Standard or Cellular) integrated.

3 Smart Plug Motion Low: Mounting height below 6 m, detection range at 5 m height up to 8.80 m, at 6 m height up to 10 m	5EA40EL01
3 Smart Plug Motion High: Mounting height above 6 m, detection range at 6 m height up to 10 m, at 10 m height up to 17 m	5EA40EH01
3 Smart Plug Cellular Motion Low: Mounting height below 6 m, detection range at 5 m height up to 8.80 m and at 6 m height up to 10 m	5EA40ELC01
3 Smart Plug Cellular Motion High: Mounting height above 6 m, detection range at 5 m height up to 10 m and at 10 m height up to 17 m	5EA40EHC01
Motion Stick alignment lever	5EAU0H000001

Motion sensor Radar

Very wide detection range to the right and left of the luminaire, e.g. for roads. With and without radio controller (Smart Plug Standard).

4 Smart Plug Motion Radar: Detection range for trucks from 70 m, people from 25 m	5EA40RC01
4 Motion Radar: Detection range for trucks from 70 m, people from 25 m (can only be used together with Smart Plug Standard or Cellular)	5EA40RS01
Accessories: Motion Radar RF stick for customizing advanced settings	5EA40RF01

Motion sensor Easy

Preset PIR motion sensor, ON / OFF at 30 lux, idle state 20 %, on movement 100 % with 2 minute hold time, can be networked as an option, large detection range to the right and left of the luminaire, can be limited with enclosed cap, e.g. for paths.

5 Motion Easy: Mounting height from 5 to 8 m, detection range at 5 m height up to 30 x 6 m	5EA40TE01
--	-----------

Motion sensor Low & High

PIR motion sensor with circular detection range, can be limited with enclosed cap, e.g. for surfaces.

6 Motion Low: Mounting height below 4.60 m; detection range at 2.40 m height up to 6 m	5EA40LL01
6 Motion High: Mounting height above 4.60 m; detection range at 4.60 m height up to 12 m, at a height of 8 m height up to 24 m and at 12 m height up to 30 m	5EA40LH01

2PIR motion sensor

PIR motion sensor with long detection range to the right and left of the luminaire, e.g. for residential streets.

7 Motion 2PIR: Detection range at 4 m height up to 17 m and at 8 m height up to 35 m (can only be used together with Smart Plug Standard or Cellular)	5EA40M000201
---	--------------

Mast boxes

Mast box for the control and networking of DALI luminaires without a Smart-Interface. With remote access (for use with Smart Plug Cellular as an accessory) or as a purely local radio network. Lighting control depending on time of day, day of the week and motion (Motion version). Local storage of the switching and dimming calendar for reliable operation.

8 Mast Box Standard	5EA3BS01
8 Mast Box GPS	5EA3BG01
8 Mast Box Motion Low: Mounting height below 6 m, detection range at 5 m height up to 8 m, at 6 m height up to 10 m	5EA3BEL01
8 Mast Box Motion High: Mounting height above 6 m, detection range at 6 m height up to 10 m and at 10 m height up to 17 m	5EA3BEH01
8 Mast Box Motion Radar: Detection range for trucks from 70 m, people from 25 m	5EA40RB01

Radio pushbutton

Radio pushbutton for individual lighting scenes, e.g. manual switching for rescue operations.

9 Button	5EA30A000001
----------	--------------

Mounting away from the luminaire

Zhaga interface for placing additional motion sensors at inputs and outputs, for setting repeater or light sensor locations.

10 Smart Plug Box	5EA3BH01
-------------------	----------

Setting and operation

Radio USB stick with software

For setting and checking lighting control devices on site.

11 Configurator software with USB stick	5EAU0A000001
11 GPS USB stick	5EAU0G000001

Web application for Smart Plugs Cellular

Remote set-up, management and monitoring from up to 120 adjacent Smart Plugs with Smart Plug Cellular. Simply by adding on 5EA1ESP01 for every Smart Plug Standard or Smart Plug Motion for 5 years of service life in each case.

13 Smart Plug remote access	5EA1ESP01
-----------------------------	-----------

Do you need help with commissioning and configuration?

We support you in planning, setting up and operating your SITECO Connect system. Further information can be found here.





You can find further information online.

SITECO Connect Sports

Would you like to simply control your sports lighting system with a swipe of your finger?

The SITECO Connect App turns lighting control into child's play and helps you save energy in the process. In short: the perfect solution to adapt your lighting to your needs with maximum flexibility and just one click. Are you ready to take control of your sports lighting of tomorrow?

... with SITECO Connect Sports:

- **Simple lighting control** via tablet or smartphone (Android or iOS)
- **Without WiFi and rewiring**
- **Flexible use and configuration** based on your individual need
- **Maximum energy savings** thanks to adjustable lighting scenarios
- **Total compatibility** with all FL 11 DALI models (up to 50 x FL 11 at 240 V per control unit)
- **One-time investment** – no license fee

SITECO Connect Sports at a glance

App-based	Lighting control system
Technical requirements	FL11 maxi DALI & SITECO Connect Sports, up to 4 floodlights individually controllable (up to 50 x FL 11 per 230 V control unit up to 10 x FL 11 per 400 V control unit)
Signal range	Over 100 m outdoors for maximum flexibility – regardless of the number of masts
Infrastructure or license fees	Not necessary

Order numbers for SITECO Connect

Sports

SITECO Connect Mast Controller 230 V	5XA769SCS5
SITECO Connect Mast Controller 400 V	5XA769SCS4
SITECO Connect Pushbutton Interface	5XA769SCST
SITECO Connect Smart Plug Casambi	5EA3TDC01



powered by

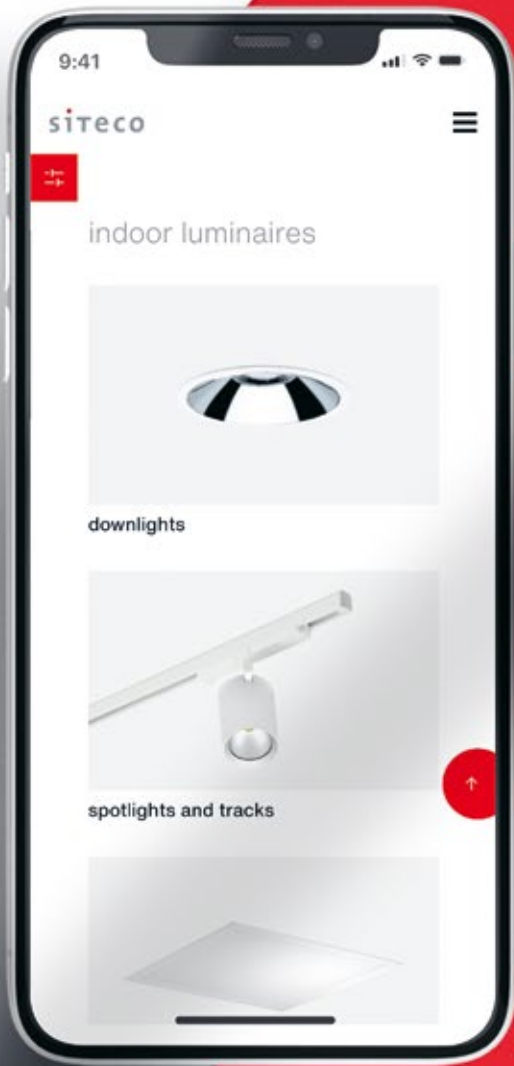
CASAMBI



Update to
Bluetooth Long
Range: with
a range of up
to 100 m



Our complete
portfolio:
siteco.com



Sales.

Australia

SITECO UK Ltd

Hexagon Tower,
Crumpsall Vale, Blackley
Manchester, M9 8GQ
Phone +44 3300 555 209
contact-uk@siteco.com

Czech Republic

Siteco GmbH

contact-cz@siteco.com

Hungary

Siteco GmbH

contact-hu@siteco.com

Norway

SITECO Norway AS

Engbrets vei 5
0275 Oslo
Phone +47 45 37 71 00
kundesenter@siteco.com

Serbia

SITECO Serbia

Ivan Lazarevic
Dositejeva 1a
11 000 Belgrad
Phone: +381 69 5444 802
i.lazarevic@siteco.com

Sweden

SITECO Sweden AB

Källbäckstrydsgatan 3
507 42 Borås
Phone +46 8128 70 422
contact-se@siteco.com

Benelux

SITECO Benelux

Marten Meesweg 8-10
NL-3068 AV Rotterdam
Phone +31 85 4000 454
contact-nl@siteco.com

Finland

SITECO GmbH, Finnish Branch

Business Park Kehämylly
Vantaankoskentie 14
01670 VANTAA
contact-fi@siteco.com

Italy

SITECO Italy S.r.l.

Via Libero Temolo, 4
20126 Milan
Phone +39 320 0692561
contact-it@siteco.com

Poland

SITECO Poland Sp.z o.o.

Al. Jerozolimskie 94
00-807 Warszawa
Phone +48 22 462 49 30
contact-pl@siteco.pl

Slovakia

SITECO GmbH

Michael Bugar
Phone +421 904 266 999
contact-svk@siteco.com

United Kingdom

SITECO UK Ltd

Hexagon Tower,
Crumpsall Vale, Blackley
Manchester, M9 8GQ
Phone +44 3300 555 209
contact-uk@siteco.com

Bulgaria

SITECO Bulgaria

Andreea Luppa
Phone +40 735 316 760
a.luppa@siteco.eu

France

SITECO France Chez REGUS

7 rue Meyerbeen
75009 Paris
Phone +33 6 24 57 58 61
contact-fr@siteco.com

Moldova

SITECO Moldova

Andreea Luppa
Phone +40 735 316 760
a.luppa@siteco.eu

Portugal

SITECO Portugal

Cesar Campos
Phone +351 91 171 44 85
contact-pt@siteco.com

Slovenia

SITECO GmbH

Georg-Simon-Ohm-Straße 50
83301 Traunreut, Nemčija
Phone +386 51 373615
contact-si@siteco.si

Other Countries

SITECO GmbH

Georg-Simon-Ohm-Straße 50
83301 Traunreut, Germany
Phone +49 160 935 77095
contact-export@siteco.com

Croatia

SITECO Croatia

contact-hr@siteco.com

GCC Countries

SITECO UK Ltd

Hexagon Tower,
Crumpsall Vale, Blackley
Manchester, M9 8GQ
Phone +44 3300 555 209
contact-uk@siteco.com

New Zealand

SITECO UK Ltd

Hexagon Tower,
Crumpsall Vale, Blackley
Manchester, M9 8GQ
Phone +44 3300 555 209
contact-uk@siteco.com

Romania

SITECO Romania

Andreea Luppa
Phone: +40 735 316 760
a.luppa@siteco.eu

Spain

SITECO Lighting Spain, S.L.

Av. Leonardo da Vinci 15
28906 Madrid
Phone +34 9100 29095
contact-ES@siteco.com

Contact.

Siteco GmbH

Georg-Simon-Ohm-Str. 50
83301 Traunreut, Germany
Phone +49 8669 330
info@siteco.com

[siteco.com](https://www.siteco.com)