


Lichttechnischer Prüfbefund

Familie
DL 11 iQ

Bestell-Nr.: 5XA5575AF14HP00022 + 5XA54001XS
EAN: 4058352781654 + 4050737754895

LP-Nummer
59427_127



Ausführung Mastaufsatz- oder Montage am Wandausleger, Dekor-Ring, silber
Optik asymmetrisch, breit strahlend (ST1.2a)
Abdeckung Abdeckung klar, PMMA
Bestückung LED 2200 K | CRI ≥ 70
Betriebsgerät EVG SITECO iQ
Bemessungswerte Nettolichtstrom = 3990 lm
Systemleistung = 33.6 W
Lichtausbeute = 118.7 lm/W

Seriendokumentation
18.03.2024

siteco

Lichtstärke in cd/klm

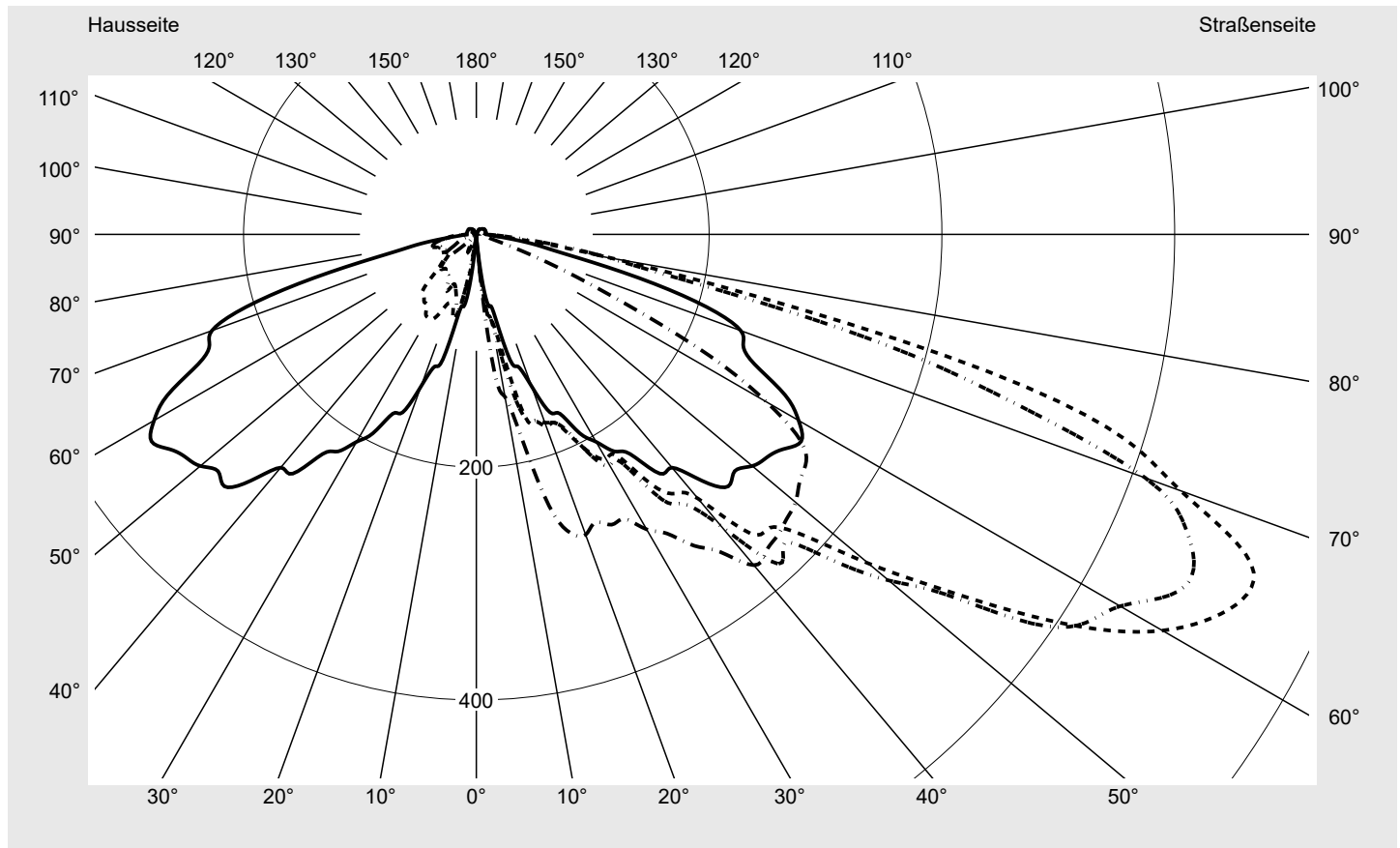
C180-0

C205-25

C210-30

C270-90

Imax: 731 cd/klm



Leuchtenbetriebswirkungsgrade

Eta	100.0%
Eta 0° - 90°	96.3%
Eta 90° - 180°	3.7%

Lichtstärkeklasse nach EN13201-2

Klasse:	G2
Imax 70°	644.0
Imax 80°	142.7
Imax 90°	8.7
Imax >90°	8.5
Imax >95°	8.5

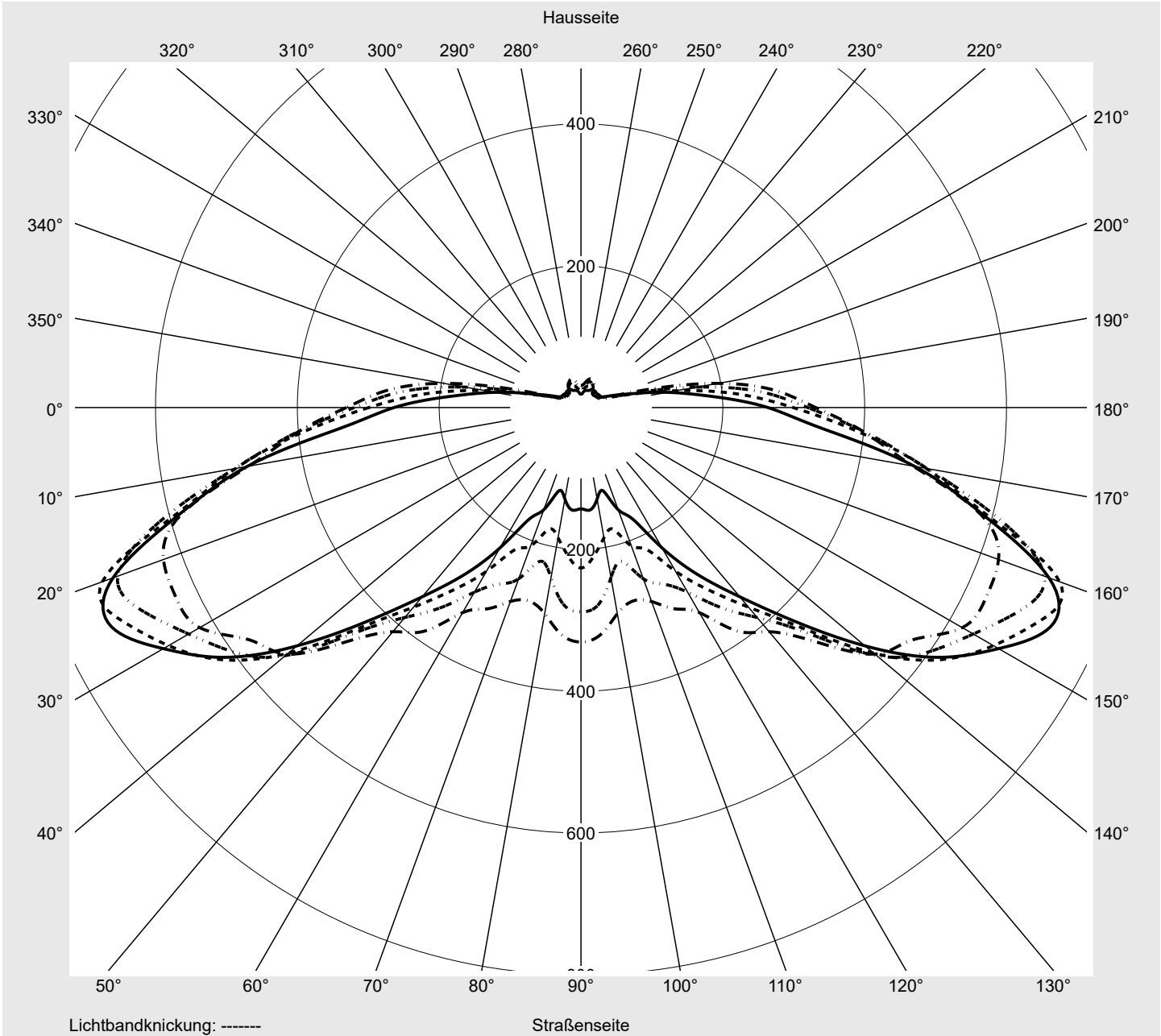
Messbedingungen

DIN EN 13032 und DIN 5032

Lichttechnischer Prüfbefund

Familie DL 11 iQ	Bestell-Nr.: 5XA5575AF14HP00022 + 5XA54001XS EAN: 4058352781654 + 4050737754895	LP-Nummer 59427_127
----------------------------	--	-------------------------------

Kegelmantelkurven in cd/klm **KMK 65°** **KMK 62,5°** **KMK 60°** **KMK 57,5°** **siteco**



Lichttechnischer Prüfbefund

Familie DL 11 iQ	Bestell-Nr.: 5XA5575AF14HP00022 + 5XA54001XS EAN: 4058352781654 + 4050737754895	LP-Nummer 59427_127
Wertetabelle Lichtstärkemessung		Maximale Lichtstärke
		siteco

C- Ebenen	0° 180°	5° 175°	10° 170°	15° 165°	20° 160°	25° 155°	30° 150°	35° 145°	40° 140°	45° 135°	50° 130°	55° 125°	60° 120°
γ	Lichtstärke in cd/klm												
0,0°	3.9	3.9	3.9	3.9	3.9	3.9	3.9	3.9	3.9	3.9	3.9	3.9	3.9
2,5°	4.5	4.8	5.0	5.1	5.3	5.3	5.7	5.5	5.8	6.0	6.0	6.3	6.3
5,0°	10.6	11.8	13.1	15.0	17.7	20.7	23.8	25.9	28.3	29.9	31.2	32.0	32.4
7,5°	44.5	49.4	56.3	61.4	62.9	66.0	66.6	68.5	69.3	69.2	71.9	75.5	83.4
10,0°	62.9	62.6	67.7	74.2	76.7	74.6	76.1	79.9	91.8	105.9	114.0	123.8	130.3
12,5°	68.8	70.3	73.1	77.8	87.4	105.2	128.5	148.8	154.8	155.7	153.1	156.3	163.7
15,0°	111.3	122.2	127.0	145.3	157.6	162.5	164.3	162.9	167.9	174.0	172.6	169.4	174.5
17,5°	119.0	134.1	156.4	164.2	167.8	168.6	167.8	177.1	174.0	183.6	190.1	196.2	205.6
20,0°	138.9	156.5	161.2	162.6	172.1	175.5	172.1	177.7	182.1	186.0	191.8	196.7	206.6
22,5°	165.5	178.1	175.5	174.4	172.8	174.9	175.2	182.1	185.8	195.5	199.1	212.2	218.8
25,0°	170.0	175.3	185.3	193.6	189.7	190.5	187.6	193.8	199.3	210.7	215.2	226.2	238.4
27,5°	192.7	195.4	198.8	197.9	197.7	211.6	214.8	219.7	219.0	233.4	243.6	250.8	260.9
30,0°	205.8	209.2	217.0	217.8	215.4	222.7	229.0	245.8	257.8	265.3	275.4	286.2	297.5
32,5°	221.1	225.6	228.0	223.3	221.6	225.5	232.6	249.5	271.5	291.4	301.8	309.6	315.1
35,0°	230.3	232.0	246.5	249.8	249.4	262.1	277.9	296.1	301.8	322.9	333.6	339.4	346.4
37,5°	259.1	260.4	261.3	268.2	274.0	280.6	291.7	312.3	329.3	339.6	360.7	366.2	365.2
40,0°	261.6	271.1	280.1	275.1	281.8	296.3	327.6	342.3	361.0	375.8	380.2	386.9	392.0
42,5°	287.1	298.0	302.8	306.1	321.0	348.3	384.0	394.7	403.2	412.9	416.3	415.5	408.8
45,0°	306.1	300.0	314.1	313.7	325.9	356.4	374.7	403.5	421.3	434.5	443.7	422.1	418.9
47,5°	301.1	296.3	319.5	335.2	349.8	383.7	413.7	442.9	446.1	439.9	447.2	428.9	428.0
50,0°	309.5	327.1	357.0	382.2	388.5	439.7	462.5	468.6	458.0	448.0	447.0	431.5	417.6
52,5°	314.6	354.7	386.6	458.5	463.4	498.2	507.8	511.1	486.5	466.5	445.4	428.7	396.5
55,0°	321.7	382.6	423.0	518.2	543.2	565.3	582.7	545.9	518.1	472.2	434.7	412.6	359.0
57,5°	330.9	401.6	475.6	584.1	626.6	630.8	620.9	571.1	541.0	466.7	412.7	385.0	334.0
60,0°	319.7	403.0	496.1	612.0	695.3	680.7	638.8	600.1	544.3	448.5	386.5	344.4	300.7
62,5°	299.2	393.0	494.5	596.4	718.3	713.1	671.5	619.8	538.9	438.5	367.5	314.2	266.5
65,0°	263.6	342.3	477.8	588.6	702.4	730.9	680.0	614.2	522.9	426.4	348.4	288.2	228.5
67,5°	248.2	303.6	432.8	555.9	681.9	714.6	659.7	590.7	493.5	392.8	323.7	259.6	193.1
70,0°	241.8	316.8	427.2	546.8	633.5	644.0	611.7	527.2	430.9	355.4	292.7	228.8	166.9
72,5°	207.5	317.1	380.6	506.3	582.3	583.8	489.2	439.2	349.0	278.7	222.5	177.6	141.9
75,0°	144.5	243.6	330.4	440.3	469.7	455.0	358.5	300.9	220.1	183.0	167.7	156.2	127.9
77,5°	80.0	137.6	206.1	276.2	302.0	248.0	189.4	164.0	137.0	123.1	119.5	120.2	106.1
80,0°	52.8	70.4	100.5	125.4	142.7	119.0	114.3	119.3	94.7	66.1	48.1	39.7	42.8
82,5°	30.4	36.3	41.3	52.4	59.3	52.6	68.0	85.2	66.7	44.6	23.0	17.7	13.3
85,0°	16.2	17.4	14.5	13.6	12.8	16.9	33.5	47.9	36.0	19.4	13.6	11.8	9.6
87,5°	11.0	10.5	10.4	10.6	10.9	13.1	17.2	17.8	12.8	9.7	9.4	8.7	8.4
90,0°	8.5	8.5	8.7	8.7	8.6	8.5	8.5	8.5	8.2	8.2	8.2	8.1	7.9
92,5°	8.2	8.5	8.5	8.5	8.5	8.5	8.5	8.2	8.2	8.2	8.0	7.9	7.9
95,0°	8.2	8.4	8.5	8.5	8.5	8.5	8.3	8.2	8.2	8.1	8.0	7.9	7.7
97,5°	8.2	8.4	8.5	8.5	8.5	8.4	8.4	8.2	8.2	8.1	8.0	8.0	7.9
100,0°	8.2	8.4	8.5	8.5	8.5	8.4	8.4	8.3	8.2	8.2	8.0	8.0	8.0
102,5°	8.2	8.4	8.5	8.5	8.5	8.4	8.4	8.4	8.3	8.2	8.1	8.0	8.0
105,0°	8.2	8.4	8.4	8.5	8.5	8.5	8.4	8.4	8.3	8.2	8.2	8.0	8.0
107,5°	8.2	8.4	8.4	8.4	8.4	8.4	8.4	8.4	8.2	8.2	8.0	8.0	8.0
110,0°	8.0	8.2	8.4	8.4	8.4	8.4	8.4	8.3	8.2	8.2	8.3	8.2	8.1
112,5°	8.0	8.2	8.4	8.4	8.4	8.4	8.3	8.2	8.2	8.2	8.0	8.0	8.0

Lichttechnischer Prüfbefund

Familie DL 11 iQ	Bestell-Nr.: 5XA5575AF14HP00022 + 5XA54001XS EAN: 4058352781654 + 4050737754895	LP-Nummer 59427_127
Wertetabelle Lichtstärkemessung		Maximale Lichtstärke
		siteco

C- Ebenen	65° 115°	70° 110°	75° 105°	80° 100°	85° 95°	90°	185° 355°	190° 350°	195° 345°	200° 340°	205° 335°	210° 330°	215° 325°
γ	Lichtstärke in cd/klm												
0,0°	3.9	3.9	3.9	3.9	3.9	3.9	3.9	3.9	3.9	3.9	3.9	3.9	3.9
2,5°	6.5	6.6	6.6	6.7	6.8	6.9	4.3	4.2	4.1	4.0	4.0	3.8	3.8
5,0°	32.2	31.1	30.1	28.9	28.9	29.4	8.9	7.5	6.5	6.0	5.3	4.7	4.5
7,5°	92.7	102.7	108.0	113.6	119.2	119.9	35.1	28.0	19.3	14.2	10.6	7.8	6.2
10,0°	135.5	138.5	138.4	142.7	142.6	141.7	64.0	65.9	61.2	52.7	40.2	26.3	17.1
12,5°	169.9	177.1	180.7	181.7	179.3	178.0	65.0	61.5	59.2	60.4	62.8	62.1	57.6
15,0°	187.2	205.9	222.9	233.5	239.5	241.5	104.5	93.2	87.6	81.5	75.7	64.9	53.2
17,5°	213.2	223.8	241.2	257.9	266.1	268.9	101.2	93.0	84.5	74.1	66.1	57.1	49.7
20,0°	215.8	232.6	248.5	260.3	271.4	274.6	121.7	98.8	86.2	73.4	63.5	51.4	42.4
22,5°	222.7	233.1	247.9	257.5	267.5	267.7	154.8	130.1	105.9	82.9	64.6	47.5	33.7
25,0°	249.0	251.6	260.7	267.4	273.2	275.2	160.0	144.5	119.2	97.4	74.8	47.9	29.5
27,5°	269.5	273.6	277.9	279.4	278.6	275.6	178.0	155.1	131.6	106.1	82.3	54.8	33.8
30,0°	303.8	301.4	296.0	297.3	294.8	292.6	191.0	169.5	141.1	110.5	82.7	49.2	31.2
32,5°	324.5	321.3	311.2	311.9	308.3	304.7	215.1	192.3	156.6	117.4	80.8	44.7	29.9
35,0°	345.7	332.6	323.7	327.0	328.3	326.6	214.5	190.2	154.7	118.3	73.7	42.4	30.7
37,5°	367.4	366.7	353.4	345.5	345.6	343.7	247.5	218.0	171.1	125.0	73.4	43.8	32.7
40,0°	398.8	386.9	358.6	353.7	365.0	371.0	257.5	221.3	170.6	123.6	70.0	41.0	33.3
42,5°	405.6	384.5	357.3	359.5	367.9	368.8	275.3	224.2	173.1	118.9	69.2	39.8	34.1
45,0°	413.4	384.3	353.3	357.3	366.8	366.0	298.4	239.9	178.1	112.7	60.9	42.5	38.2
47,5°	416.8	375.1	351.9	358.1	365.4	361.7	279.6	222.2	150.8	90.7	46.2	40.6	37.1
50,0°	409.1	365.3	345.4	352.5	362.4	358.1	282.9	224.1	141.8	77.0	39.4	35.8	31.0
52,5°	386.1	352.6	336.8	341.4	353.3	350.0	284.4	221.8	128.9	65.2	34.9	31.0	27.6
55,0°	350.9	329.7	321.5	326.7	343.0	345.3	289.5	218.0	116.2	59.3	33.6	28.3	25.6
57,5°	313.2	291.1	282.6	295.2	321.1	330.7	275.4	196.5	99.9	46.4	31.0	27.4	26.4
60,0°	274.8	257.0	224.6	243.6	279.2	288.1	254.7	166.0	79.8	39.2	30.0	27.7	27.9
62,5°	221.5	207.6	178.0	186.5	210.0	226.2	220.9	136.6	71.6	45.5	34.5	29.1	29.2
65,0°	174.2	153.3	121.9	130.9	145.1	142.8	183.2	123.6	75.8	50.7	36.2	31.7	31.0
67,5°	139.1	106.6	71.8	79.9	86.4	83.5	173.9	116.0	72.9	46.8	35.9	33.2	33.2
70,0°	116.3	77.4	39.2	34.1	37.2	41.9	167.4	115.6	72.3	42.4	34.6	32.2	34.6
72,5°	94.4	50.5	23.1	17.0	16.0	17.5	149.7	107.8	65.4	41.6	36.9	34.8	36.8
75,0°	72.7	24.7	15.4	12.0	11.2	11.0	103.3	79.8	59.0	41.7	41.2	38.8	37.7
77,5°	41.8	16.6	12.7	10.5	9.7	9.7	60.0	54.8	50.2	39.3	37.9	36.9	35.5
80,0°	18.3	12.4	10.7	9.7	9.3	9.4	45.0	45.4	40.2	33.1	32.7	35.1	32.3
82,5°	11.2	9.9	9.2	8.9	8.7	8.7	29.6	29.2	27.3	24.7	26.2	26.0	22.8
85,0°	9.1	8.4	8.2	8.2	8.4	8.4	16.1	17.8	19.9	22.6	22.4	20.6	16.4
87,5°	8.2	7.9	7.9	8.0	7.9	7.8	11.6	12.9	13.9	14.6	14.6	13.9	12.3
90,0°	7.9	7.9	7.9	7.7	7.7	7.7	8.2	8.0	7.7	7.5	7.4	7.2	6.9
92,5°	7.9	7.9	7.7	7.7	7.7	7.7	7.9	7.7	7.3	7.0	6.7	6.4	6.0
95,0°	7.7	7.7	7.7	7.7	7.7	7.7	7.9	7.7	7.3	7.0	6.7	6.4	6.0
97,5°	7.7	7.7	7.7	7.7	7.7	7.7	7.9	7.7	7.4	7.0	6.7	6.3	6.1
100,0°	7.9	7.9	7.7	7.7	7.7	7.7	8.0	7.7	7.4	7.1	6.7	6.4	6.1
102,5°	8.0	7.9	7.9	7.9	8.0	7.8	8.0	7.7	7.5	7.1	6.7	6.4	6.0
105,0°	8.0	8.0	8.0	7.9	8.0	8.0	8.0	7.7	7.5	7.2	6.9	6.4	6.2
107,5°	8.0	8.0	8.0	8.0	8.0	8.0	8.0	7.7	7.5	7.2	6.9	6.5	6.2
110,0°	8.0	8.0	8.0	8.0	8.0	8.0	8.0	7.7	7.5	7.2	6.9	6.7	6.3
112,5°	8.0	8.0	8.0	8.0	8.0	8.0	8.0	7.7	7.5	7.2	6.9	6.7	6.4

Lichttechnischer Prüfbefund

Familie DL 11 iQ	Bestell-Nr.: 5XA5575AF14HP00022 + 5XA54001XS EAN: 4058352781654 + 4050737754895	LP-Nummer 59427_127
----------------------------	--	-------------------------------

Wertetabelle Lichtstärkemessung												Maximale Lichtstärke	
C- Ebenen	220° 320°	225° 315°	230° 310°	235° 305°	240° 300°	245° 295°	250° 290°	255° 285°	260° 280°	265° 275°	270°	Phi-Zone	Summe Phi-Zone
γ	Lichtstärke in cd/klm											Lichtstrom in lm/klm	
0,0°	3.9	3.9	3.9	3.9	3.9	3.9	3.9	3.9	3.9	3.9	3.9	0.0	0.0
2,5°	3.8	3.8	3.8	3.9	3.8	3.7	3.8	3.7	3.6	3.7	3.7	0.1	0.1
5,0°	4.3	4.3	4.0	4.0	3.8	3.8	3.7	3.7	3.7	3.7	3.7	0.4	0.4
7,5°	5.0	4.6	4.2	4.0	4.0	4.1	4.2	3.9	3.5	3.3	3.3	1.6	2.0
10,0°	11.8	8.3	5.7	4.1	3.5	3.2	2.9	2.5	2.5	2.4	2.3	3.0	5.0
12,5°	43.3	25.9	13.7	7.8	4.1	3.1	2.7	2.4	2.3	2.2	2.3	5.0	10.1
15,0°	50.4	50.5	46.7	34.3	17.8	5.2	3.0	2.5	2.3	2.2	2.3	7.9	18.0
17,5°	43.2	38.8	36.6	35.0	33.4	26.1	14.0	4.1	2.8	2.5	2.3	9.9	27.8
20,0°	33.0	29.7	28.2	27.0	25.0	22.8	20.3	16.7	9.9	4.1	3.3	11.5	39.3
22,5°	26.3	23.7	22.1	20.4	18.7	17.7	16.5	15.3	13.6	12.5	11.4	13.4	52.6
25,0°	22.7	20.6	18.6	17.4	15.8	14.2	14.2	14.2	16.1	16.4	17.0	15.7	68.3
27,5°	26.2	20.4	18.3	17.1	15.2	14.0	17.6	17.8	17.3	15.2	13.9	18.6	86.9
30,0°	26.3	22.0	18.9	17.4	15.2	13.3	15.3	15.4	14.1	12.5	10.4	21.8	108.7
32,5°	25.5	22.3	19.4	17.2	14.5	12.6	13.0	12.9	11.7	10.8	9.3	24.7	133.5
35,0°	27.9	23.8	20.1	17.6	14.6	12.1	11.9	11.4	10.3	9.7	8.2	28.4	161.8
37,5°	28.0	23.1	20.3	18.1	15.3	12.8	11.6	10.5	9.5	9.2	7.6	32.4	194.2
40,0°	29.6	24.4	19.1	16.9	14.6	12.5	11.7	10.9	9.8	8.7	7.6	36.0	230.3
42,5°	29.7	23.9	19.7	16.5	13.9	11.8	11.3	10.5	9.9	9.1	7.6	40.4	270.7
45,0°	31.0	23.9	18.9	16.6	14.9	12.7	11.4	10.7	9.9	8.6	7.9	43.2	313.9
47,5°	30.9	23.4	20.8	22.1	22.3	20.6	18.6	15.0	11.5	9.1	7.9	45.7	359.6
50,0°	25.7	23.7	26.6	31.9	35.4	35.0	33.1	29.5	24.6	21.5	21.5	49.5	409.1
52,5°	24.5	22.6	25.9	32.5	38.5	41.5	43.6	45.8	38.9	35.5	31.9	53.3	462.4
55,0°	23.9	22.3	25.1	32.4	42.4	44.4	45.5	44.2	39.0	35.0	31.5	56.5	518.9
57,5°	25.4	24.8	25.4	29.5	36.4	39.9	42.6	41.0	36.2	32.3	31.2	58.5	577.4
60,0°	25.9	24.9	25.4	28.7	34.3	36.6	38.5	36.5	32.5	28.5	28.0	58.3	635.7
62,5°	28.0	26.0	28.0	29.1	32.0	32.7	32.2	30.9	27.7	24.3	22.4	56.9	692.6
65,0°	29.9	29.9	30.5	29.9	29.5	26.5	25.8	24.9	23.0	19.7	18.9	54.0	746.5
67,5°	33.2	33.1	32.6	30.9	26.3	20.9	21.5	20.7	19.6	17.6	16.7	50.3	796.9
70,0°	37.1	35.2	33.8	31.1	22.7	16.6	16.8	16.6	16.8	15.0	14.7	46.5	843.4
72,5°	38.5	37.8	36.7	28.0	18.6	12.0	12.6	13.0	12.7	11.1	11.2	40.6	883.9
75,0°	38.0	36.2	32.4	23.7	16.8	8.4	8.6	8.5	8.6	7.8	7.7	31.9	915.8
77,5°	33.8	32.0	25.8	16.8	11.3	6.5	5.9	5.7	5.8	5.6	5.3	20.6	936.4
80,0°	27.4	24.0	17.7	11.2	7.0	5.5	4.7	4.3	4.4	4.2	4.3	11.8	948.2
82,5°	20.5	16.4	12.9	9.2	6.4	4.8	4.2	3.7	3.7	3.7	3.7	6.9	955.1
85,0°	13.1	11.2	10.8	9.4	7.4	4.4	3.8	3.4	3.4	3.5	3.3	3.9	959.1
87,5°	10.1	8.1	8.9	10.0	6.6	4.4	3.8	3.2	3.4	3.2	3.3	2.7	961.7
90,0°	6.4	6.0	6.0	6.0	4.7	4.2	3.6	3.2	3.2	3.2	3.3	1.9	963.7
92,5°	5.7	5.3	5.0	4.7	4.3	3.9	3.5	3.2	3.2	3.2	3.3	1.8	965.5
95,0°	5.7	5.3	4.8	4.6	4.3	3.9	3.7	3.3	3.4	3.4	3.3	1.8	967.3
97,5°	5.7	5.3	5.0	4.7	4.3	4.0	3.7	3.3	3.2	3.4	3.3	1.8	969.2
100,0°	5.7	5.4	5.0	4.7	4.3	4.1	3.8	3.3	3.4	3.4	3.3	1.8	971.0
102,5°	5.7	5.4	5.0	4.8	4.5	4.1	3.8	3.5	3.4	3.5	3.3	1.8	972.8
105,0°	5.9	5.5	5.2	5.0	4.5	4.2	4.0	3.6	3.5	3.5	3.7	1.8	974.7
107,5°	5.9	5.5	5.3	5.0	4.6	4.2	4.0	3.7	3.5	3.5	3.7	1.8	976.5
110,0°	6.0	5.7	5.3	5.0	4.7	4.2	4.1	3.7	3.5	3.5	3.7	1.8	978.3
112,5°	6.0	5.7	5.3	5.0	4.7	4.5	4.1	3.7	3.8	3.7	3.7	1.8	980.0

Lichttechnischer Prüfbefund

Familie DL 11 iQ	Bestell-Nr.: 5XA5575AF14HP00022 + 5XA54001XS EAN: 4058352781654 + 4050737754895	LP-Nummer 59427_127
----------------------------	--	-------------------------------

Wertetabelle Lichtstärkemessung	Maximale Lichtstärke	siteco
--	-----------------------------	---------------

C- Ebenen	0° 180°	5° 175°	10° 170°	15° 165°	20° 160°	25° 155°	30° 150°	35° 145°	40° 140°	45° 135°	50° 130°	55° 125°	60° 120°
γ	Lichtstärke in cd/klm												
115,0°	8.0	8.2	8.4	8.4	8.4	8.3	8.2	8.2	8.2	8.2	8.0	8.0	8.0
117,5°	8.0	8.2	8.2	8.4	8.4	8.3	8.2	8.2	8.2	8.1	8.0	8.0	8.0
120,0°	8.0	8.2	8.2	8.4	8.4	8.3	8.2	8.0	8.0	8.0	8.0	8.0	8.0
122,5°	8.0	8.0	8.0	8.0	8.1	8.0	8.0	8.0	8.0	8.0	8.0	8.0	8.0
125,0°	7.7	7.9	7.9	8.0	8.0	8.0	8.0	7.9	7.9	7.9	7.9	8.0	8.0
127,5°	7.7	7.7	7.7	7.7	7.7	7.7	7.7	7.7	7.7	7.7	7.7	7.7	7.7
130,0°	7.4	7.4	7.4	7.5	7.6	7.7	7.5	7.5	7.5	7.6	7.7	7.6	7.7
132,5°	7.0	7.0	7.2	7.2	7.2	7.4	7.2	7.2	7.4	7.4	7.4	7.4	7.4
135,0°	6.7	6.7	6.7	6.9	6.9	7.0	7.0	7.0	7.0	7.0	7.0	7.0	7.0
137,5°	6.4	6.4	6.4	6.6	6.6	6.7	6.7	6.7	6.7	6.7	6.7	6.8	7.0
140,0°	6.0	6.0	6.0	6.2	6.2	6.4	6.4	6.4	6.5	6.4	6.7	6.6	6.7
142,5°	5.7	5.7	5.8	6.0	6.0	6.0	6.0	6.1	6.2	6.2	6.4	6.4	6.4
145,0°	5.2	5.3	5.3	5.7	5.7	5.7	5.9	5.9	6.0	5.9	6.0	6.0	6.1
147,5°	4.7	5.0	5.0	5.0	5.2	5.3	5.3	5.4	5.7	5.6	5.7	5.7	5.7
150,0°	4.2	4.3	4.3	4.5	4.7	4.7	4.7	4.8	5.0	5.0	5.0	5.2	5.3
152,5°	3.7	3.7	3.8	4.0	4.0	4.0	4.2	4.2	4.3	4.3	4.3	4.5	4.5
155,0°	2.7	2.7	3.0	3.0	3.0	3.1	3.3	3.3	3.3	3.3	3.4	3.5	3.5
157,5°	2.0	2.0	2.0	2.2	2.3	2.3	2.3	2.3	2.3	2.3	2.3	2.3	2.4
160,0°	1.5	1.5	1.7	1.7	1.7	1.7	1.7	1.7	1.7	1.7	1.7	1.7	1.7
162,5°	1.3	1.3	1.3	1.3	1.3	1.3	1.3	1.3	1.3	1.3	1.3	1.3	1.3
165,0°	1.3	1.3	1.3	1.3	1.3	1.3	1.3	1.3	1.3	1.3	1.3	1.3	1.3
167,5°	1.2	1.2	1.3	1.3	1.3	1.2	1.3	1.3	1.2	1.2	1.3	1.3	1.3
170,0°	1.2	1.1	1.2	1.2	1.3	1.2	1.2	1.2	1.3	1.3	1.3	1.3	1.3
172,5°	0.0	0.0	0.0	0.0	0.0	0.0	0.0	0.0	0.0	0.0	0.0	0.0	0.0
175,0°	0.0	0.0	0.0	0.0	0.0	0.0	0.0	0.0	0.0	0.0	0.0	0.0	0.0
177,5°	0.0	0.0	0.0	0.0	0.0	0.0	0.0	0.0	0.0	0.0	0.0	0.0	0.0
180,0°	0.0	0.0	0.0	0.0	0.0	0.0	0.0	0.0	0.0	0.0	0.0	0.0	0.0

Lichttechnischer Prüfbefund

Familie DL 11 iQ	Bestell-Nr.: 5XA5575AF14HP00022 + 5XA54001XS EAN: 4058352781654 + 4050737754895	LP-Nummer 59427_127
Wertetabelle Lichtstärkemessung		Maximale Lichtstärke
		siteco

C- Ebenen	65° 115°	70° 110°	75° 105°	80° 100°	85° 95°	90°	185° 355°	190° 350°	195° 345°	200° 340°	205° 335°	210° 330°	215° 325°
γ	Lichtstärke in cd/klm												
115,0°	8.0	8.0	8.0	8.0	8.0	8.0	8.0	7.7	7.5	7.4	7.0	6.7	6.4
117,5°	8.0	8.0	8.0	8.0	8.0	8.0	8.0	7.7	7.7	7.4	7.0	6.7	6.4
120,0°	8.0	8.0	8.0	8.0	8.0	8.0	8.0	7.8	7.7	7.4	7.0	6.8	6.4
122,5°	8.0	8.0	8.0	8.0	8.0	8.0	7.8	7.7	7.5	7.2	7.0	6.7	6.5
125,0°	8.0	8.0	7.9	7.9	8.0	8.0	7.7	7.6	7.4	7.2	7.0	6.7	6.4
127,5°	7.8	7.7	7.7	7.7	7.7	7.7	7.5	7.4	7.2	7.0	6.9	6.6	6.4
130,0°	7.7	7.7	7.7	7.7	7.7	7.7	7.2	7.0	7.0	6.7	6.7	6.4	6.0
132,5°	7.4	7.4	7.4	7.4	7.4	7.4	6.9	6.7	6.7	6.4	6.2	6.0	5.7
135,0°	7.2	7.2	7.1	7.2	7.2	7.1	6.6	6.4	6.2	6.0	5.8	5.7	5.5
137,5°	6.9	7.0	6.9	6.9	7.0	7.0	6.0	6.0	5.9	5.7	5.6	5.3	5.2
140,0°	6.7	6.7	6.7	6.7	6.7	6.7	5.7	5.7	5.6	5.3	5.2	5.0	4.9
142,5°	6.4	6.5	6.4	6.4	6.4	6.4	5.5	5.5	5.3	5.2	5.0	4.8	4.7
145,0°	6.0	6.2	6.2	6.2	6.4	6.4	5.2	5.0	4.9	4.7	4.7	4.7	4.5
147,5°	5.7	5.9	5.7	5.7	5.7	5.8	4.7	4.7	4.5	4.3	4.2	4.1	4.0
150,0°	5.3	5.3	5.3	5.3	5.3	5.3	4.0	4.0	3.9	3.8	3.7	3.5	3.3
152,5°	4.5	4.7	4.7	4.7	4.7	4.7	3.5	3.3	3.2	3.0	3.0	2.9	2.7
155,0°	3.4	3.5	3.4	3.4	3.4	3.4	2.7	2.5	2.3	2.3	2.3	2.0	2.0
157,5°	2.4	2.5	2.5	2.5	2.5	2.7	2.0	2.0	1.9	1.7	1.7	1.7	1.7
160,0°	1.7	1.7	1.7	1.7	1.7	1.7	1.3	1.4	1.3	1.3	1.3	1.3	1.3
162,5°	1.3	1.3	1.3	1.3	1.3	1.3	1.3	1.3	1.3	1.3	1.3	1.3	1.3
165,0°	1.3	1.3	1.3	1.3	1.3	1.3	1.3	1.3	1.3	1.3	1.3	1.3	1.3
167,5°	1.3	1.2	1.3	1.3	1.3	1.3	1.2	1.2	1.1	1.2	1.3	1.3	1.2
170,0°	1.3	1.3	1.3	1.3	1.3	1.3	1.2	1.2	1.3	1.3	1.1	1.3	1.3
172,5°	0.0	0.0	0.0	0.0	0.0	0.0	0.0	0.0	0.0	0.0	0.0	0.0	0.0
175,0°	0.0	0.0	0.0	0.0	0.0	0.0	0.0	0.0	0.0	0.0	0.0	0.0	0.0
177,5°	0.0	0.0	0.0	0.0	0.0	0.0	0.0	0.0	0.0	0.0	0.0	0.0	0.0
180,0°	0.0	0.0	0.0	0.0	0.0	0.0	0.0	0.0	0.0	0.0	0.0	0.0	0.0

Lichttechnischer Prüfbefund

Familie DL 11 iQ	Bestell-Nr.: 5XA5575AF14HP00022 + 5XA54001XS EAN: 4058352781654 + 4050737754895	LP-Nummer 59427_127
----------------------------	--	-------------------------------

Wertetabelle Lichtstärkemessung	Maximale Lichtstärke	siteco
--	-----------------------------	---------------

C- Ebenen	220° 320°	225° 315°	230° 310°	235° 305°	240° 300°	245° 295°	250° 290°	255° 285°	260° 280°	265° 275°	270°	Phi-Zone	Summe Phi-Zone
γ	Lichtstärke in cd/klm											Lichtstrom in lm/klm	
115,0°	6.2	5.7	5.4	5.3	4.8	4.5	4.2	4.0	3.8	3.8	3.7	1.7	981.7
117,5°	6.2	5.9	5.5	5.3	5.0	4.5	4.5	4.0	3.9	3.9	4.0	1.7	983.5
120,0°	6.2	6.0	5.7	5.3	5.0	4.8	4.5	4.0	4.2	4.0	4.0	1.7	985.1
122,5°	6.2	5.9	5.7	5.3	5.0	4.8	4.5	4.2	4.2	4.0	4.0	1.6	986.7
125,0°	6.2	5.9	5.7	5.3	5.0	4.8	4.5	4.2	4.2	4.0	4.0	1.6	988.3
127,5°	6.1	5.9	5.5	5.3	5.0	4.8	4.5	4.2	4.2	4.2	4.0	1.5	989.7
130,0°	5.9	5.7	5.4	5.2	4.8	4.8	4.5	4.3	4.2	4.0	4.0	1.4	991.1
132,5°	5.7	5.3	5.0	5.0	4.7	4.5	4.5	4.2	4.2	4.0	4.0	1.3	992.4
135,0°	5.3	5.2	5.0	4.7	4.5	4.3	4.2	3.9	3.8	3.9	3.7	1.2	993.6
137,5°	5.1	4.8	4.7	4.4	4.3	4.2	4.0	3.8	3.8	3.7	3.7	1.1	994.7
140,0°	4.8	4.7	4.3	4.3	4.0	4.0	4.0	3.8	3.5	3.5	3.7	1.0	995.6
142,5°	4.7	4.5	4.3	4.2	4.0	4.0	3.8	3.7	3.5	3.5	3.4	0.9	996.5
145,0°	4.3	4.2	4.0	4.0	3.8	3.7	3.6	3.5	3.2	3.2	3.3	0.8	997.3
147,5°	3.9	3.7	3.7	3.5	3.3	3.3	3.3	3.0	2.8	2.9	3.0	0.7	998.0
150,0°	3.3	3.1	3.0	3.0	2.8	2.7	2.7	2.5	2.4	2.3	2.3	0.6	998.6
152,5°	2.7	2.5	2.3	2.3	2.3	2.2	2.0	2.0	2.0	1.9	1.7	0.4	999.0
155,0°	2.0	2.1	2.0	2.0	1.7	1.7	1.7	1.7	1.7	1.7	1.7	0.3	999.3
157,5°	1.7	1.7	1.7	1.7	1.7	1.6	1.6	1.4	1.4	1.4	1.3	0.2	999.5
160,0°	1.3	1.3	1.3	1.3	1.3	1.3	1.3	1.3	1.3	1.3	1.3	0.1	999.7
162,5°	1.3	1.3	1.3	1.3	1.3	1.3	1.3	1.3	1.3	1.3	1.3	0.1	999.8
165,0°	1.3	1.3	1.3	1.3	1.3	1.3	1.3	1.3	1.2	1.3	1.1	0.1	999.9
167,5°	1.3	1.3	1.3	1.3	1.3	1.3	1.2	1.3	1.2	1.3	1.3	0.1	999.9
170,0°	1.3	1.3	1.3	1.3	1.3	1.3	1.3	1.3	1.3	1.3	1.3	0.1	1000.0
172,5°	0.0	0.0	0.0	0.0	0.0	0.0	0.0	0.0	0.0	0.0	0.0	0.0	1000.0
175,0°	0.0	0.0	0.0	0.0	0.0	0.0	0.0	0.0	0.0	0.0	0.0	0.0	1000.0
177,5°	0.0	0.0	0.0	0.0	0.0	0.0	0.0	0.0	0.0	0.0	0.0	0.0	1000.0
180,0°	0.0	0.0	0.0	0.0	0.0	0.0	0.0	0.0	0.0	0.0	0.0	0.0	1000.0

Lichttechnischer Prüfbefund

Familie DL 11 iQ	Bestell-Nr.: 5XA5575AF14HP00022 + 5XA54001XS EAN: 4058352781654 + 4050737754895	LP-Nummer 59427_127
Dimmstufen-Tabelle		Umgebungstemperatur: 25°C
siteco		

Lichtstrom [%]	Dimmstufe linear	Dimmstufe logarithmisch	Lichtstrom [lm]	Systemleistung [W] Lebensdauerbeginn	Systemleistung [W] Lebensdauerende	Systemleistung [W] Durchschnitt
100	254	254	3990	33.6	35.9	34.8
95	241	252	3786	31.3	33.5	32.4
90	229	250	3597	29.4	31.4	30.4
85	216	248	3393	27.3	29.2	28.2
80	203	246	3189	25.4	27.1	26.2
75	190	243	2985	23.5	25.1	24.3
70	178	241	2796	21.9	23.3	22.6
65	165	238	2592	20.1	21.4	20.8
60	152	235	2388	18.4	19.5	19.0
55	140	232	2199	16.8	17.9	17.4
50	127	229	1995	15.2	16.2	15.7
45	114	225	1791	13.6	14.5	14.0
40	102	221	1602	12.2	13.0	12.6
35	89	216	1398	10.7	11.3	11.0
30	76	210	1194	9.2	9.7	9.4
25	63	203	990	7.8	8.2	8.0
20	51	195	801	6.6	6.9	6.8
15	38	184	597	5.2	5.4	5.3
11	28	173	440	4.1	4.3	4.2