

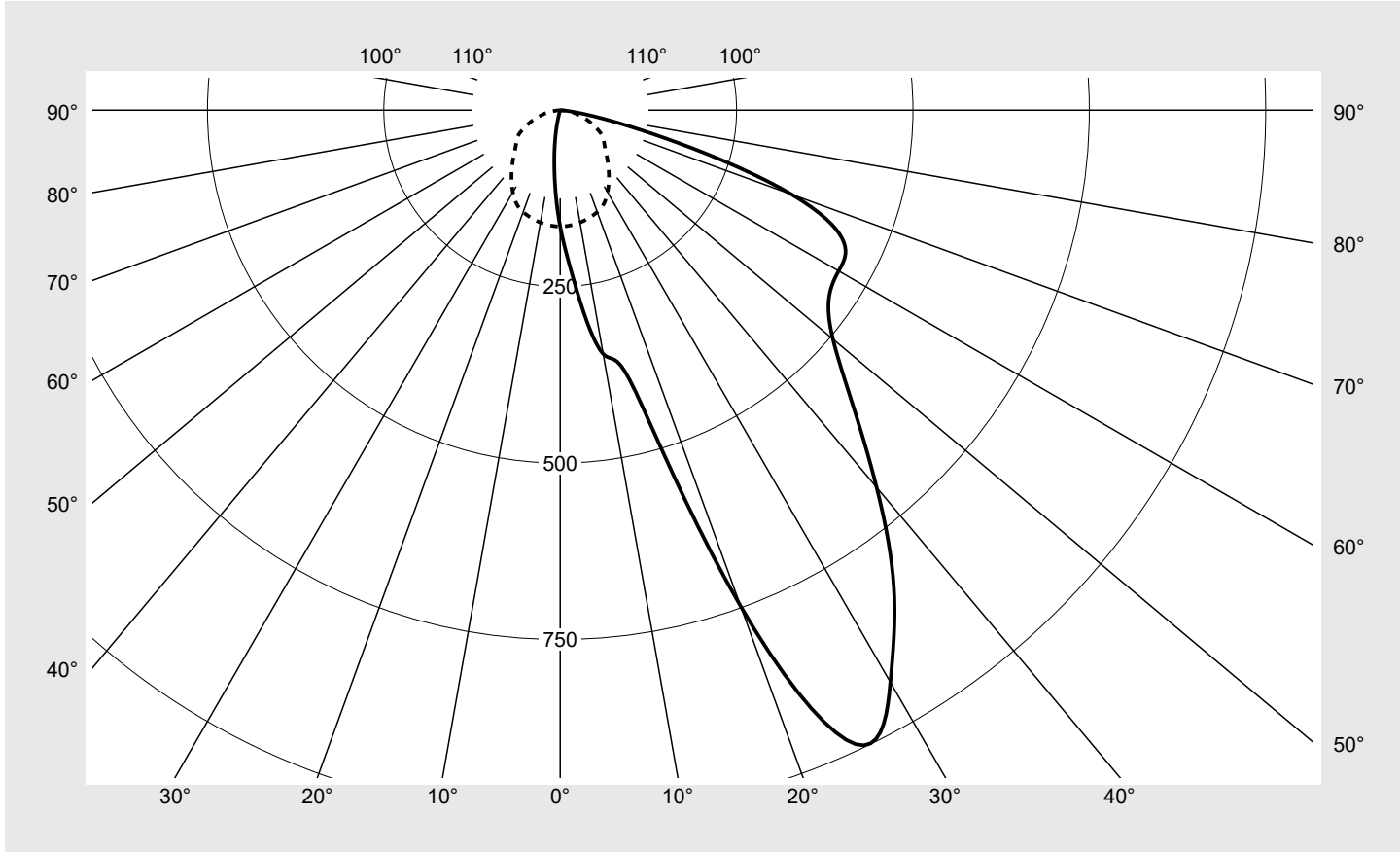


# Photometric test report

<b>Family</b> <b>Lunis mini round</b>	<b>Order number: 51DK11B72WN21</b> <b>EAN: 4058352132302</b>	<b>LP number</b> <b>57410_5</b>
	<b>Version</b> wallwasher, aluminium reflector, direct, asymmetric distribution	<b>serial documentation</b> <b>16.02.2017</b>
	<b>Lamps</b> 1 x LED 4000K / CRI ≥ 90 (unbekannt LED 4000K / CRI = 90)	
<b>Controlgear</b> ECG		
<b>Rated values</b> Net luminous flux = 2120 lm Power consumption = 28.1 W Luminous efficacy = 75.4 lm/W		

**Luminous intensity in cd/klm** C180-0 C270-90 **Imax: 991 cd/klm**



Classifications	
DIN 5040	A 3 0
CIE	N1=44 N2=77 N3=97 N4=100 N5=100

Luminaire light output ratios	
$\eta_{LB}$	100.0%
$\phi_u$	100.0%
$\phi_o$	0.0%

**Measurement conditions**  
 DIN EN 13032 and DIN 5032

## Photometric test report

Family Lunis mini round	Order number: 51DK11B72WN21 EAN: 4058352132302	LP number 57410_5
Table of values for luminous intensities		Maximum luminous intensity
		<b>sitEco</b>

C-planes	0°	15° 345°	30° 330°	45° 315°	60° 300°	75° 285°	90° 270°
$\gamma$	Luminous intensity in cd/klm						
0°	164.9	164.9	164.9	164.9	164.9	164.9	164.9
5°	250.7	237.9	206.4	200.9	187.3	180.1	163.9
10°	350.8	344.2	319.8	297.2	230.3	188.8	161.6
15°	413.3	393.4	363.3	348.0	295.6	198.8	158.1
20°	748.3	695.8	529.4	381.5	330.4	237.3	153.6
25°	991.4	962.5	826.6	587.0	343.4	265.0	146.4
30°	935.9	953.0	958.5	814.4	419.8	266.7	134.2
35°	824.4	833.4	861.9	890.8	516.1	258.3	120.3
40°	697.7	708.9	748.3	778.2	575.9	244.8	106.4
45°	584.6	589.8	622.9	619.4	559.9	242.8	93.5
50°	504.7	501.1	508.7	462.5	466.3	252.0	82.9
55°	465.0	452.7	427.2	353.5	364.4	257.1	75.3
60°	455.7	436.7	383.9	300.2	276.5	243.0	67.0
65°	443.8	426.6	377.7	273.5	207.2	183.8	53.3
70°	349.1	358.4	344.5	249.3	157.4	124.7	41.1
75°	155.0	172.9	191.7	176.7	126.2	88.8	27.5
80°	44.0	47.3	53.3	59.3	68.5	56.6	17.7
85°	7.1	9.0	12.2	11.7	15.2	15.0	3.0
90°	0.0	0.0	0.0	0.0	0.0	0.0	0.0
95°	0.0	0.0	0.0	0.0	0.0	0.0	0.0
100°	0.0	0.0	0.0	0.0	0.0	0.0	0.0
105°	0.0	0.0	0.0	0.0	0.0	0.0	0.0
110°	0.0	0.0	0.0	0.0	0.0	0.0	0.0
115°	0.0	0.0	0.0	0.0	0.0	0.0	0.0
120°	0.0	0.0	0.0	0.0	0.0	0.0	0.0
125°	0.0	0.0	0.0	0.0	0.0	0.0	0.0
130°	0.0	0.0	0.0	0.0	0.0	0.0	0.0
135°	0.0	0.0	0.0	0.0	0.0	0.0	0.0
140°	0.0	0.0	0.0	0.0	0.0	0.0	0.0
145°	0.0	0.0	0.0	0.0	0.0	0.0	0.0
150°	0.0	0.0	0.0	0.0	0.0	0.0	0.0
155°	0.0	0.0	0.0	0.0	0.0	0.0	0.0
160°	0.0	0.0	0.0	0.0	0.0	0.0	0.0
165°	0.0	0.0	0.0	0.0	0.0	0.0	0.0
170°	0.0	0.0	0.0	0.0	0.0	0.0	0.0
175°	0.0	0.0	0.0	0.0	0.0	0.0	0.0
180°	0.0	0.0	0.0	0.0	0.0	0.0	0.0

## Photometric test report

Family <b>Lunis mini round</b>	Order number: <b>51DK11B72WN21</b> EAN: <b>4058352132302</b>	LP number <b>57410_5</b>
Table of values for luminous intensities		Maximum luminous intensity
		<b>sITeco</b>

C-planes	105° 255°	120° 240°	135° 225°	150° 210°	165° 195°	180°	Phi-zone	Total Phi-zone
$\gamma$	Luminous intensity in cd/klm						Luminous flux in lm/klm	
0°	164.9	164.9	164.9	164.9	164.9	164.9	1.0	1.0
5°	140.6	115.3	105.2	94.4	92.7	91.9	7.5	8.5
10°	114.6	86.7	66.6	47.9	41.9	40.2	16.6	25.2
15°	97.4	58.2	32.9	14.1	9.5	8.7	25.8	50.9
20°	82.0	33.4	9.5	0.8	0.0	0.5	44.2	95.1
25°	64.3	13.1	0.5	0.0	0.0	0.0	71.5	166.6
30°	45.7	3.8	0.0	0.0	0.0	0.0	92.8	259.4
35°	29.1	0.3	0.0	0.0	0.0	0.0	102.8	362.2
40°	15.6	0.3	0.0	0.0	0.0	0.0	103.6	465.8
45°	7.3	0.0	0.0	0.0	0.0	0.0	97.8	563.6
50°	2.6	0.0	0.0	0.0	0.0	0.0	88.5	652.0
55°	1.3	0.0	0.0	0.0	0.0	0.0	81.0	733.0
60°	1.1	0.0	0.0	0.0	0.0	0.0	76.6	809.6
65°	0.9	0.0	0.0	0.0	0.0	0.0	72.2	881.8
70°	0.8	0.0	0.0	0.0	0.0	0.0	62.3	944.1
75°	0.7	0.0	0.0	0.0	0.0	0.0	38.0	982.1
80°	0.6	0.0	0.0	0.0	0.0	0.0	14.6	996.8
85°	0.5	0.0	0.0	0.0	0.0	0.0	3.2	1000.0
90°	0.0	0.0	0.0	0.0	0.0	0.0	0.0	1000.0
95°	0.0	0.0	0.0	0.0	0.0	0.0	0.0	1000.0
100°	0.0	0.0	0.0	0.0	0.0	0.0	0.0	1000.0
105°	0.0	0.0	0.0	0.0	0.0	0.0	0.0	1000.0
110°	0.0	0.0	0.0	0.0	0.0	0.0	0.0	1000.0
115°	0.0	0.0	0.0	0.0	0.0	0.0	0.0	1000.0
120°	0.0	0.0	0.0	0.0	0.0	0.0	0.0	1000.0
125°	0.0	0.0	0.0	0.0	0.0	0.0	0.0	1000.0
130°	0.0	0.0	0.0	0.0	0.0	0.0	0.0	1000.0
135°	0.0	0.0	0.0	0.0	0.0	0.0	0.0	1000.0
140°	0.0	0.0	0.0	0.0	0.0	0.0	0.0	1000.0
145°	0.0	0.0	0.0	0.0	0.0	0.0	0.0	1000.0
150°	0.0	0.0	0.0	0.0	0.0	0.0	0.0	1000.0
155°	0.0	0.0	0.0	0.0	0.0	0.0	0.0	1000.0
160°	0.0	0.0	0.0	0.0	0.0	0.0	0.0	1000.0
165°	0.0	0.0	0.0	0.0	0.0	0.0	0.0	1000.0
170°	0.0	0.0	0.0	0.0	0.0	0.0	0.0	1000.0
175°	0.0	0.0	0.0	0.0	0.0	0.0	0.0	1000.0
180°	0.0	0.0	0.0	0.0	0.0	0.0	0.0	1000.0

## Photometric test report

<b>Family</b> Lunis mini round	<b>Order number: 51DK11B72WN21</b> <b>EAN: 4058352132302</b>	<b>LP number</b> 57410_5
-----------------------------------	---	-----------------------------

<b>UGR-Table</b>	<b>Standard room</b>	<b>siteco</b>
------------------	----------------------	---------------

Reflection factor of ceiling	0.7	0.7	0.5	0.5	0.3	0.7	0.7	0.5	0.5	0.3	
Reflection factor of walls	0.5	0.3	0.5	0.3	0.3	0.5	0.3	0.5	0.3	0.3	
Reflection factor of floor	0.2	0.2	0.2	0.2	0.2	0.2	0.2	0.2	0.2	0.2	
Room dimensions	View crosswise (C0)					View endwise (C90)					
x	y										
2H	2H	37.3	39.1	37.7	39.4	39.7	31.1	32.9	31.5	33.2	33.5
	3H	39.9	41.5	40.3	41.8	42.2	32.0	33.6	32.4	34.0	34.3
	4H	40.5	41.9	40.9	42.3	42.6	32.3	33.8	32.7	34.2	34.6
	6H	40.6	41.9	41.0	42.3	42.7	32.5	33.9	32.9	34.3	34.7
	8H	40.6	41.8	41.0	42.2	42.6	32.5	33.9	32.9	34.3	34.7
	12H	40.6	41.8	41.1	42.2	42.6	32.5	33.8	32.9	34.2	34.6
4H	2H	37.9	39.4	38.2	39.7	40.1	32.6	34.1	33.0	34.4	34.8
	3H	40.7	42.0	41.2	42.4	42.8	33.8	35.1	34.3	35.5	35.9
	4H	41.4	42.5	41.8	42.9	43.4	34.3	35.4	34.7	35.8	36.3
	6H	41.6	42.5	42.0	43.0	43.4	34.7	35.6	35.1	36.1	36.5
	8H	41.6	42.5	42.0	42.9	43.4	34.7	35.6	35.2	36.1	36.6
	12H	41.6	42.4	42.1	42.8	43.3	34.7	35.6	35.2	36.0	36.5
8H	4H	41.5	42.5	42.0	42.9	43.4	35.3	36.2	35.8	36.6	37.1
	6H	41.8	42.5	42.2	43.0	43.5	35.7	36.5	36.2	37.0	37.5
	8H	41.8	42.4	42.3	42.9	43.4	35.9	36.5	36.4	37.0	37.5
	12H	41.8	42.3	42.3	42.8	43.4	35.9	36.5	36.4	37.0	37.5
12H	4H	41.6	42.4	42.0	42.9	43.3	35.4	36.1	35.9	36.6	37.1
	6H	41.8	42.4	42.3	42.9	43.4	35.8	36.5	36.3	36.9	37.5
	8H	41.8	42.4	42.3	42.9	43.4	36.0	36.5	36.5	37.0	37.6

<b>Luminance table</b>	<b>Max. for <math>\gamma \geq 65^\circ</math></b>	<b>Photometric dimensions in mm:</b>	<b>L = 68</b>
			<b>B = 54</b>

C-planes	0°	15° 345°	30° 330°	45° 315°	60° 300°	75° 285°	90° 270°	105° 255°	120° 240°	135° 225°	150° 210°	165° 195°	180°
$\gamma$	Luminance in cd/m <sup>2</sup>												
45°	477314.7	481531.8	508614.6	505729.1	457109.9	198231.9	76369.9	5949.7	0.0	0.0	0.0	0.0	0.0
50°	453272.5	450098.4	456936.2	415419.4	418836.1	226344.4	74438.9	2368.5	0.0	0.0	0.0	0.0	0.0
55°	468005.5	455692.2	429963.4	355797.6	366745.0	258749.6	75757.1	1286.4	0.0	0.0	0.0	0.0	0.0
60°	526204.6	504230.9	443316.7	346615.4	319301.3	280619.4	77360.4	1256.3	0.0	0.0	0.0	0.0	0.0
65°	606211.6	582806.1	515947.4	373676.9	283050.7	251105.6	72767.1	1262.3	0.0	0.0	0.0	0.0	0.0
70°	589330.2	604944.6	581533.2	420884.6	265744.0	210580.7	69307.4	1377.4	0.0	0.0	0.0	0.0	0.0
75°	345712.8	385762.4	427607.7	394245.6	281424.6	197972.7	61321.3	1456.6	0.0	0.0	0.0	0.0	0.0
80°	146453.2	157302.0	177187.5	197076.4	227813.9	188308.9	58762.2	1898.4	0.0	0.0	0.0	0.0	0.0
85°	46833.5	59439.5	81054.4	77450.8	100860.9	99423.5	19634.3	3239.3	0.0	0.0	0.0	0.0	0.0

**Photometric test report**

<b>Family</b> Lunis mini round	<b>Order number: 51DK11B72WN21</b> <b>EAN: 4058352132302</b>	<b>LP number</b> 57410_5
-----------------------------------	---	-----------------------------

**Luminance values in cd/m<sup>2</sup>**      γ 65°    γ 70°    γ 75°    γ 80°    γ 85°

