

Lichttechnischer Prüfbefund

Familie
Floodlight FL11

Bestell-Nr.: 5XA779114A01BA
EAN: 4058352536490

LP-Nummer
59255_28



Ausführung Bügel gekröpft
Optik asymmetrisch strahlend PL43
Abdeckung Einscheibensicherheitsglas (ESG)
Bestückung LED 5700 K | CRI ≥ 90
Betriebsgerät EVG
Bemessungswerte Ta = 10 °C
Nettolichtstrom = 75700 lm
Systemleistung = 707.9 W
Lichtausbeute = 106.9 lm/W

Seriendokumentation
14.03.2023

siteco

Lichtstärke in cd/klm

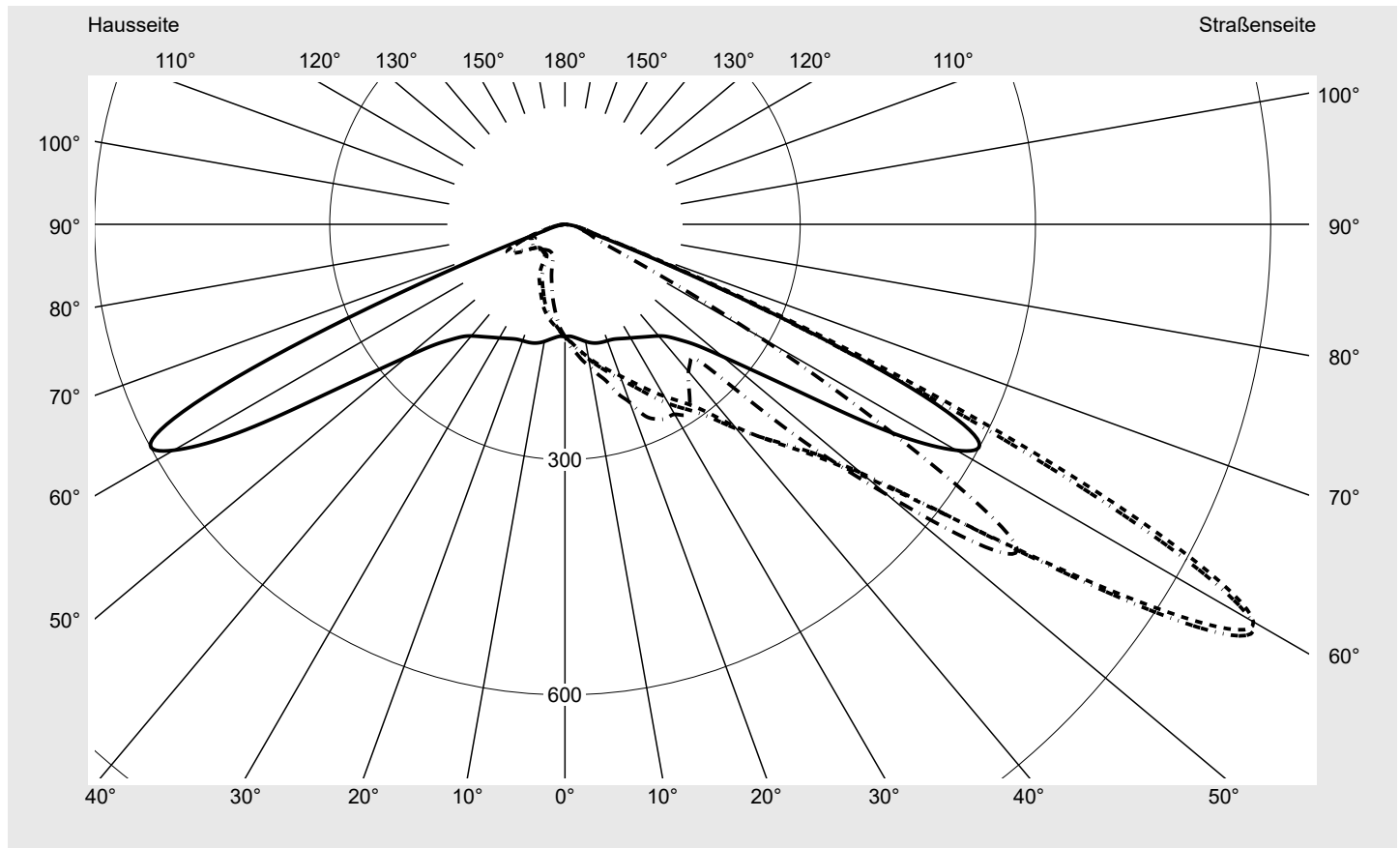
C180-0

C215-35

C220-40

C270-90

Imax: 1014 cd/klm



Leuchtenbetriebswirkungsgrade

Eta	100.0%
Eta 0° - 90°	100.0%
Eta 90° - 180°	0.0%

Lichtstärkeklasse nach EN13201-2

Klasse:	G6
Imax 70°	89.4
Imax 80°	14.1
Imax 90°	0.0
Imax >90°	0.0
Imax >95°	0.0

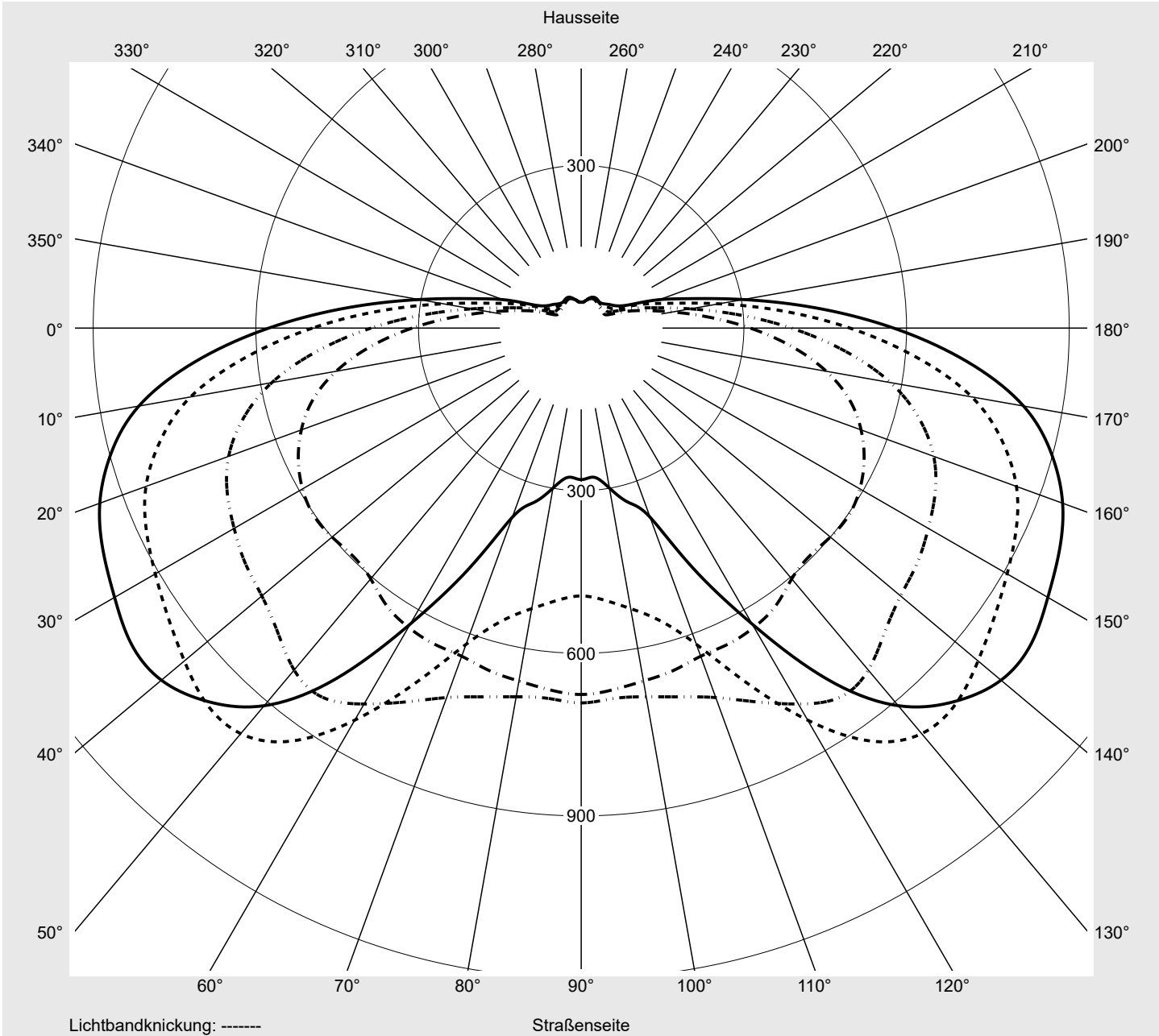
Messbedingungen

DIN EN 13032 und DIN 5032

Lichttechnischer Prüfbefund

Familie Floodlight FL11	Bestell-Nr.: 5XA779114A01BA EAN: 4058352536490	LP-Nummer 59255_28
-----------------------------------	---	------------------------------

Kegelmantelkurven in cd/klm **KMK 60°** **KMK 57,5°** **KMK 55°** **KMK 52,5°** **siteco**



Lichttechnischer Prüfbefund

Familie Floodlight FL11	Bestell-Nr.: 5XA779114A01BA EAN: 4058352536490	LP-Nummer 59255_28
Wertetabelle Lichtstärkemessung		Maximale Lichtstärke
siteco		

C- Ebenen	0° 180°	5° 175°	10° 170°	15° 165°	20° 160°	25° 155°	30° 150°	35° 145°	40° 140°	45° 135°	50° 130°	55° 125°	60° 120°
γ	Lichtstärke in cd/klm												
0,0°	143.1	143.1	143.1	143.1	143.1	143.1	143.1	143.1	143.1	143.1	143.1	143.1	143.1
2,5°	142.9	143.9	144.8	145.7	146.5	147.4	148.2	149.1	149.9	150.6	151.2	151.8	152.3
5,0°	144.9	146.9	148.7	150.4	152.0	153.6	155.1	156.5	157.9	159.1	160.2	161.1	162.0
7,5°	148.0	151.0	153.7	156.1	158.4	160.5	162.5	164.4	166.1	167.6	168.9	170.1	171.2
10,0°	151.7	155.4	158.9	162.0	165.0	167.6	170.2	172.4	174.4	176.2	177.7	179.0	180.2
12,5°	154.7	159.5	163.8	167.7	171.3	174.7	177.8	180.7	183.1	185.3	187.1	188.7	190.0
15,0°	156.7	162.6	167.7	172.5	177.0	181.1	185.0	188.6	191.7	194.7	197.0	199.0	200.6
17,5°	157.5	164.7	170.9	176.9	182.3	187.5	192.3	196.9	201.2	205.1	208.1	210.4	212.3
20,0°	158.0	166.4	174.1	181.2	187.6	193.7	199.7	205.6	210.9	215.7	219.5	222.6	224.9
22,5°	158.8	169.1	178.2	186.4	193.8	201.3	208.7	215.7	222.1	227.9	232.8	236.7	239.4
25,0°	161.0	172.9	183.6	192.8	201.4	210.3	219.0	227.2	235.0	242.1	248.4	252.9	255.5
27,5°	164.0	177.9	190.2	200.8	210.8	220.9	230.8	240.1	249.6	258.9	266.7	271.6	274.1
30,0°	167.3	183.6	197.7	210.1	221.6	233.0	243.2	253.1	264.0	275.8	285.7	290.4	291.6
32,5°	171.0	190.2	206.5	220.9	234.2	246.5	256.7	266.3	277.7	292.6	306.8	311.8	311.1
35,0°	175.3	198.1	217.4	234.2	248.9	261.9	272.5	282.1	292.5	310.1	329.7	338.3	329.2
37,5°	180.1	207.4	231.0	251.1	267.7	282.3	294.5	304.6	313.4	328.5	347.1	352.7	335.7
40,0°	185.8	218.1	247.2	272.7	294.1	312.4	326.8	335.8	340.4	346.8	349.1	341.7	324.5
42,5°	194.4	231.1	264.5	293.9	318.8	340.3	358.0	367.5	367.4	362.7	347.8	333.1	315.3
45,0°	208.8	252.0	289.7	323.2	350.1	372.9	391.8	400.4	396.3	381.6	359.9	338.1	317.3
47,5°	228.7	279.7	323.7	362.0	390.8	415.4	433.5	440.4	433.3	412.3	386.3	360.1	339.7
50,0°	262.1	323.3	377.5	421.9	451.7	478.4	495.9	502.0	493.9	473.6	454.2	442.5	447.2
52,5°	311.6	389.8	459.0	512.6	549.2	575.7	593.4	602.3	599.8	595.1	604.0	625.4	637.4
55,0°	387.6	488.7	579.3	645.4	691.8	720.2	739.1	756.3	768.8	792.2	823.6	831.7	800.8
57,5°	495.6	621.2	731.6	803.6	854.2	884.7	907.0	930.0	955.3	978.4	976.7	930.0	835.3
60,0°	576.2	715.2	828.3	898.1	944.8	972.9	993.7	1013.7	1010.7	974.2	909.5	790.8	630.4
62,5°	592.9	727.4	825.0	876.4	896.4	889.7	870.3	850.6	803.3	719.6	609.3	480.0	362.1
65,0°	464.2	556.2	615.7	640.1	640.1	611.8	577.6	540.6	475.6	401.1	332.2	269.0	199.4
67,5°	219.4	259.3	280.7	290.7	290.6	278.5	262.5	245.2	217.7	187.4	151.8	117.9	93.3
70,0°	69.1	77.8	79.1	84.1	88.4	89.4	88.9	87.7	83.0	72.0	67.0	63.6	59.1
72,5°	27.4	25.1	24.9	25.9	29.3	31.6	33.2	36.7	39.1	42.1	45.9	45.5	43.0
75,0°	19.3	22.1	21.1	21.6	22.4	23.6	24.8	28.2	29.4	29.9	30.9	31.4	32.0
77,5°	17.0	19.2	16.3	16.4	17.7	17.6	18.3	19.7	20.2	19.8	20.5	21.6	22.2
80,0°	13.2	12.3	11.3	11.3	11.9	12.5	12.2	12.9	13.5	13.7	13.5	13.6	14.1
82,5°	7.4	8.1	6.7	6.7	7.0	7.5	7.8	7.7	8.1	8.6	8.1	7.7	7.8
85,0°	3.4	3.7	3.4	3.4	3.5	3.7	3.8	3.7	3.5	3.3	3.2	3.0	2.8
87,5°	1.5	1.5	1.5	1.5	1.4	1.4	1.3	1.2	1.1	1.1	1.0	1.0	0.9
90,0°	0.0	0.0	0.0	0.0	0.0	0.0	0.0	0.0	0.0	0.0	0.0	0.0	0.0

Lichttechnischer Prüfbefund

Familie Floodlight FL11	Bestell-Nr.: 5XA779114A01BA EAN: 4058352536490	LP-Nummer 59255_28
Wertetabelle Lichtstärkemessung		Maximale Lichtstärke
		siteco

C- Ebenen	65° 115°	70° 110°	75° 105°	80° 100°	85° 95°	90°	185° 355°	190° 350°	195° 345°	200° 340°	205° 335°	210° 330°	215° 325°
γ	Lichtstärke in cd/klm												
0,0°	143.1	143.1	143.1	143.1	143.1	143.1	143.1	143.1	143.1	143.1	143.1	143.1	143.1
2,5°	152.8	153.2	153.5	153.9	154.0	155.9	142.1	141.2	140.4	139.5	138.6	138.0	137.3
5,0°	162.9	163.6	164.2	164.6	165.0	164.9	143.1	141.2	139.2	137.2	135.1	133.3	131.4
7,5°	172.2	173.1	173.8	174.4	174.8	175.5	145.2	142.2	139.1	135.9	132.6	129.5	126.4
10,0°	181.3	182.3	183.2	184.0	184.6	184.6	147.7	143.6	139.3	134.8	130.1	125.5	121.0
12,5°	191.2	192.4	193.5	194.6	195.5	196.3	149.6	144.3	138.6	132.8	126.6	120.6	114.6
15,0°	202.0	203.2	204.7	206.4	208.0	208.1	150.3	143.7	136.6	129.3	121.9	114.6	107.5
17,5°	213.9	215.4	217.2	219.9	223.2	227.2	149.8	141.6	133.0	124.4	115.7	107.2	99.0
20,0°	226.7	228.1	229.9	233.3	239.2	241.5	148.7	138.9	128.9	119.1	109.2	99.6	91.0
22,5°	240.9	241.5	242.5	246.0	255.1	263.4	147.8	136.4	124.7	113.4	102.6	92.6	83.7
25,0°	255.8	254.6	254.0	256.8	267.6	273.9	148.0	134.6	120.9	108.2	96.6	86.5	77.6
27,5°	273.1	269.4	266.6	268.3	277.4	279.1	148.7	133.0	117.5	103.7	91.7	81.3	69.7
30,0°	289.4	282.9	277.8	279.5	285.6	279.7	149.5	131.8	114.9	100.4	88.0	76.2	56.2
32,5°	305.9	292.4	283.0	283.6	289.7	287.9	150.6	130.6	112.8	97.9	85.2	66.0	47.8
35,0°	316.5	296.5	283.1	282.2	281.5	277.6	151.5	129.5	110.7	95.5	80.4	53.8	45.7
37,5°	316.2	292.2	277.5	272.6	263.8	259.3	152.7	128.4	108.8	93.3	68.2	47.4	44.9
40,0°	303.9	282.2	265.9	254.6	246.7	245.1	154.4	127.8	107.0	90.5	55.0	46.1	44.5
42,5°	295.7	274.4	258.9	245.8	239.0	236.8	158.1	128.3	105.5	85.4	50.5	45.7	44.2
45,0°	297.3	277.2	268.1	262.3	262.2	258.5	166.4	131.4	105.4	82.0	49.7	45.5	44.0
47,5°	333.3	335.8	347.5	361.9	374.5	398.4	179.8	138.4	107.5	81.1	49.8	45.3	44.1
50,0°	468.9	489.5	511.2	527.6	540.9	537.6	201.8	151.4	113.3	83.2	52.3	46.0	45.8
52,5°	642.9	644.3	654.3	661.3	669.9	676.0	234.9	171.2	124.2	90.9	60.5	50.1	49.4
55,0°	760.8	725.5	704.3	690.7	686.0	691.6	288.2	204.3	144.7	107.5	76.7	59.8	56.0
57,5°	722.1	621.0	558.4	525.6	504.2	494.2	369.5	257.9	177.1	131.0	94.6	71.6	64.6
60,0°	489.5	371.4	332.4	299.7	276.3	279.6	432.0	303.4	209.9	153.4	104.4	81.9	72.9
62,5°	282.9	220.3	166.1	126.6	104.6	96.1	449.0	316.9	223.7	160.1	112.9	89.4	79.4
65,0°	148.0	114.0	58.9	43.7	40.2	43.4	342.5	250.4	185.5	134.8	106.2	89.3	81.1
67,5°	77.2	65.3	45.2	41.1	38.0	35.0	129.5	94.9	102.2	86.6	76.6	72.0	70.8
70,0°	51.1	44.0	36.2	32.4	29.2	27.4	36.8	28.8	35.3	44.3	45.7	48.9	53.0
72,5°	39.9	35.0	29.9	26.7	24.1	21.3	23.1	22.1	22.7	27.5	28.7	31.7	36.5
75,0°	31.1	28.4	24.3	21.0	20.0	18.3	19.1	17.4	18.1	20.3	20.7	22.9	26.7
77,5°	22.1	20.1	17.8	16.1	15.3	13.4	17.5	14.7	13.9	14.9	14.9	16.3	18.5
80,0°	13.8	12.8	11.5	10.5	9.6	9.3	12.4	11.3	9.6	10.6	10.2	10.7	11.6
82,5°	7.4	6.9	6.4	5.8	5.4	5.2	6.8	10.0	6.2	6.9	6.3	6.1	6.5
85,0°	2.5	2.4	2.2	2.1	2.0	2.2	3.2	5.6	3.4	3.2	2.9	2.8	2.8
87,5°	0.9	0.9	0.8	0.8	0.8	0.8	1.5	1.7	1.5	1.4	1.4	1.3	1.3
90,0°	0.0	0.0	0.0	0.0	0.0	0.0	0.0	0.0	0.0	0.0	0.0	0.0	0.0

Lichttechnischer Prüfbefund

Familie Floodlight FL11	Bestell-Nr.: 5XA779114A01BA EAN: 4058352536490	LP-Nummer 59255_28
--	---	-------------------------------------

Wertetabelle Lichtstärkemessung	Maximale Lichtstärke	siteco
--	-----------------------------	---------------

C- Ebenen	220° 320°	225° 315°	230° 310°	235° 305°	240° 300°	245° 295°	250° 290°	255° 285°	260° 280°	265° 275°	270°	Phi-Zone	Summe Phi-Zone
γ	Lichtstärke in cd/klm											Lichtstrom in lm/klm	
0,0°	143.1	143.1	143.1	143.1	143.1	143.1	143.1	143.1	143.1	143.1	143.1	0.2	0.2
2,5°	136.6	135.9	135.3	134.8	134.4	134.0	133.6	133.4	133.3	132.9	133.0	1.7	1.9
5,0°	129.6	128.0	126.3	125.0	123.7	122.5	121.5	120.8	120.2	119.7	119.6	3.4	5.4
7,5°	123.3	120.3	117.4	114.9	112.5	110.5	108.8	107.4	106.5	105.8	105.5	5.2	10.5
10,0°	116.5	112.2	108.2	104.6	101.4	98.6	96.3	94.5	93.1	92.2	91.8	6.9	17.4
12,5°	109.0	103.7	98.5	93.9	89.7	86.1	83.1	80.9	79.2	78.2	77.8	8.6	26.0
15,0°	100.6	94.1	88.2	83.0	78.6	74.9	71.8	69.4	67.8	66.8	66.4	10.3	36.3
17,5°	91.4	84.4	78.4	73.2	68.5	64.2	60.4	57.5	55.4	54.2	53.8	12.0	48.3
20,0°	83.4	76.3	69.2	61.4	54.6	49.9	47.0	45.4	44.3	43.8	43.6	13.7	62.1
22,5°	75.9	66.6	55.9	48.6	45.4	43.9	42.9	42.2	41.6	41.2	41.1	15.6	77.7
25,0°	67.6	55.0	47.3	44.6	43.4	42.5	41.6	41.0	40.5	40.1	40.1	17.6	95.3
27,5°	54.3	46.4	44.3	43.3	42.5	41.8	41.1	40.4	39.9	39.6	39.5	19.9	115.2
30,0°	46.4	44.5	43.5	42.8	42.2	41.5	40.7	40.1	39.6	39.3	39.2	22.2	137.4
32,5°	44.9	43.8	43.2	42.6	42.0	41.5	40.9	40.3	39.8	39.5	39.4	24.6	162.0
35,0°	44.2	43.5	42.9	42.6	42.4	42.1	41.7	41.2	40.6	40.2	40.0	27.1	189.1
37,5°	43.9	43.0	42.7	42.9	43.1	43.2	42.9	42.2	41.6	41.0	40.8	29.4	218.5
40,0°	43.4	42.8	42.9	43.6	44.2	44.5	44.4	43.9	43.1	42.4	42.1	31.6	250.0
42,5°	43.2	42.9	43.5	44.4	45.6	46.5	46.7	46.1	45.1	43.9	43.5	34.0	284.1
45,0°	43.3	43.7	44.5	46.0	47.7	49.2	49.6	48.7	47.2	45.6	45.0	37.6	321.7
47,5°	44.2	44.8	46.1	48.1	50.5	52.3	52.6	51.2	49.1	47.0	46.1	44.4	366.1
50,0°	46.5	47.2	48.6	50.8	53.4	55.3	55.6	53.6	50.8	48.1	47.2	56.3	422.5
52,5°	50.3	50.3	51.3	53.4	55.9	57.8	57.8	55.3	51.8	48.7	47.8	72.5	495.0
55,0°	55.0	53.7	53.6	55.3	57.9	59.7	59.4	56.4	52.4	48.8	47.9	90.1	585.1
57,5°	61.0	58.0	56.6	57.3	59.6	61.2	60.5	57.1	52.7	48.9	48.1	101.8	686.9
60,0°	67.7	62.8	59.5	58.6	60.4	61.7	60.4	56.5	51.8	47.9	47.7	99.8	786.7
62,5°	72.9	67.0	61.6	59.1	59.7	60.3	58.2	54.1	50.0	46.9	47.9	84.4	871.1
65,0°	73.6	67.7	61.5	57.3	56.5	56.3	53.4	49.3	45.7	42.4	42.1	58.8	930.0
67,5°	67.4	62.8	56.7	52.6	50.6	48.8	45.7	41.6	37.8	38.1	46.3	30.5	960.5
70,0°	54.3	52.8	48.6	44.1	42.4	41.2	38.7	34.9	31.4	31.5	46.2	14.0	974.4
72,5°	40.1	39.7	38.0	36.1	34.7	33.6	31.1	27.7	24.6	23.9	28.3	8.4	982.8
75,0°	29.2	30.2	29.5	28.2	27.4	25.9	23.6	20.3	18.0	17.6	18.4	6.4	989.2
77,5°	20.4	21.5	20.3	19.1	18.9	18.8	17.2	14.5	12.8	11.7	11.4	4.7	994.0
80,0°	12.4	13.0	12.8	12.0	11.3	10.7	9.7	8.7	7.8	7.1	6.9	3.1	997.1
82,5°	6.7	6.9	6.9	6.2	5.8	5.6	5.1	4.6	4.1	3.8	3.7	1.8	998.9
85,0°	3.0	2.8	2.6	2.4	2.1	1.9	1.8	1.8	1.7	1.7	1.7	0.8	999.7
87,5°	1.3	1.2	1.2	1.2	1.2	1.1	1.1	1.1	1.0	1.0	1.0	0.3	1000.0
90,0°	0.0	0.0	0.0	0.0	0.0	0.0	0.0	0.0	0.0	0.0	0.0	0.0	1000.0

Lichttechnischer Prüfbefund

Familie
Floodlight FL11

Bestell-Nr.: 5XA779114A01BA
EAN: 4058352536490

LP-Nummer
59255_28

Dimmstufen-Tabelle

Umgebungstemperatur: 10°C

siteco

Lichtstrom [%]	Dimmstufe linear	Lichtstrom [lm]	Systemleistung [W]
100	254	75700	707.9
95	237	71853	659.1
90	222	68223	616.0
85	206	64299	570.9
80	191	60464	528.5
75	177	56732	489.2
70	163	52909	450.2
65	150	49254	414.3
60	136	45367	375.2
55	123	41486	339.7
50	111	37816	306.8
45	99	34116	274.0
40	87	30358	240.8
35	75	26434	208.3
30	64	22839	179.0
25	52	18773	147.1
20	41	14977	118.0
15	30	11189	89.3
10	20	7587	63.1
5	9	3604	34.6
2	3	1395	18.1


Dimmstufen-Tabelle

Umgebungstemperatur: 25°C

Lichtstrom [%]	Dimmstufe linear	Lichtstrom [lm]	Systemleistung [W]
100	254	73090	702.9
95	236	69326	651.5
90	220	65723	605.8
85	204	62014	560.8
80	189	58364	518.6
75	175	54814	479.4
70	161	51184	440.7
65	148	47624	405.1
60	134	43859	366.3
55	121	40106	330.9
50	109	36565	298.4
45	97	32930	265.9
40	85	29256	233.1
35	73	25436	200.9
30	62	21863	171.9
25	51	18204	142.9
20	40	14466	114.1
15	30	11071	88.2
10	19	7163	59.9
5	9	3573	34.3
2	3	1384	17.9

Lichttechnischer Prüfbefund

Familie Floodlight FL11	Bestell-Nr.: 5XA779114A01BA EAN: 4058352536490	LP-Nummer 59255_28
-----------------------------------	---	------------------------------

Lichtstrom-Tabelle 

Temperatur °C	Lichtstrom lm	Systemleistung W
10.0	75700.0	707.9
25.0	73090.0	702.9