


Lichttechnischer Prüfbefund

Familie
Silica® 21

Bestell-Nr.: 51MX10DA42WB
EAN: 4058352898482

LP-Nummer
59411_237



Ausführung Einbauleuchte, homogen leuchtend,
Abdeckung, opal, direkt strahlend, extrem breit
strahlend

Bestückung LED 4000 K | CRI ≥ 80

Betriebsgerät EVG-DALI

Bemessungswerte Nettolichtstrom = 2400 lm
Systemleistung = 15.2 W
Lichtausbeute = 158 lm/W

Seriendokumentation
02.08.2023

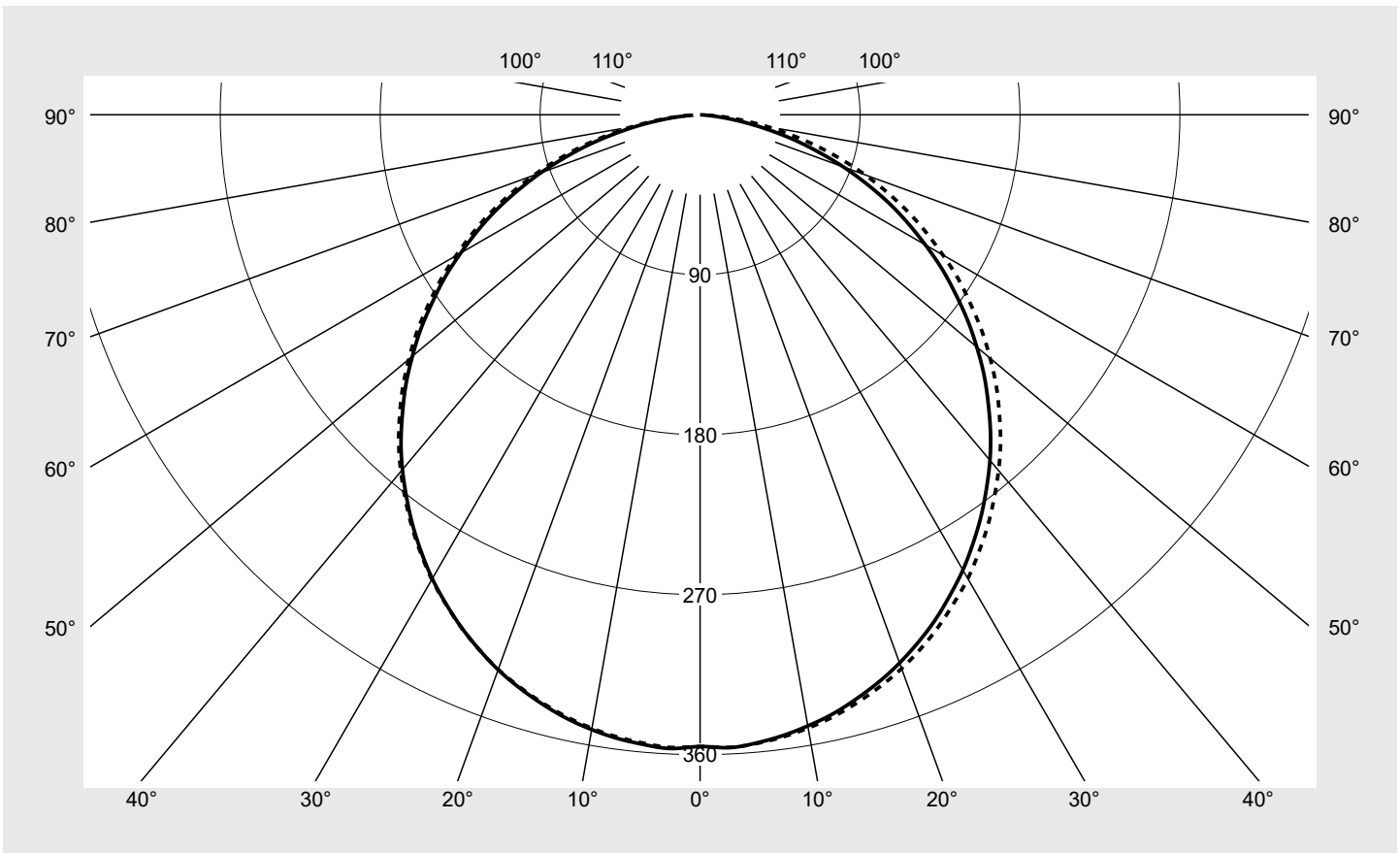
siteco

Lichtstärke in cd/klm

C180-0

C270-90

Imax: 357 cd/klm



Klassifizierungen

DIN 5040 A 4 0
CIE N1=48 N2=79 N3=96
N4=100 N5=100

Leuchtenbetriebswirkungsgrade

η_{LB} 100,0%
 ϕ_u 100,0%
 ϕ_o 0,0%

Messbedingungen

DIN EN 13032 und DIN 5032

Lichttechnischer Prüfbefund

Familie Silica® 21	Bestell-Nr.: 51MX10DA42WB EAN: 4058352898482	LP-Nummer 59411_237
Wertetabelle Lichtstärkemessung		Maximale Lichtstärke
siteco		

C- Ebenen	0,0°	7,5°	15,0°	22,5°	30,0°	37,5°	45,0°	52,5°	60,0°	67,5°	75,0°	82,5°	90,0°	97,5°
γ	Lichtstärke in cd/klm													
0,0°	355.4	355.4	355.4	355.4	355.4	355.4	355.4	355.4	355.4	355.4	355.4	355.4	355.4	355.4
2,5°	356.4	355.8	356.2	353.4	352.1	352.5	353.4	355.3	355.9	356.2	355.9	356.5	356.3	355.3
5,0°	355.0	354.3	354.7	351.9	350.7	351.1	352.1	354.0	354.7	354.8	354.6	355.3	355.2	354.2
7,5°	352.5	351.9	352.3	349.8	348.5	348.9	349.9	351.8	352.6	352.6	352.7	353.3	353.2	352.1
10,0°	349.1	348.7	349.1	346.5	345.3	345.7	346.8	348.6	349.7	349.5	349.8	350.5	350.3	349.4
12,5°	345.2	344.9	345.2	342.8	341.6	342.0	343.0	344.9	346.1	345.7	346.1	346.8	346.8	345.8
15,0°	340.1	339.9	340.4	337.9	336.8	337.2	338.2	340.0	341.2	341.1	341.4	342.4	342.3	341.4
17,5°	334.5	334.3	334.8	332.6	331.3	331.9	332.9	334.5	336.0	335.8	336.3	337.1	337.2	336.4
20,0°	328.2	328.1	328.8	326.4	325.4	325.6	327.1	328.3	330.1	329.6	330.4	331.1	331.5	330.4
22,5°	321.1	321.1	321.7	319.6	318.6	318.8	320.0	321.5	323.3	322.7	323.5	324.7	324.9	324.0
25,0°	313.4	313.3	314.2	311.9	311.2	311.1	312.6	313.6	315.7	315.2	316.3	317.1	317.6	316.5
27,5°	304.7	305.2	305.7	303.9	302.8	303.1	304.2	305.6	307.3	307.2	308.1	309.4	309.5	308.8
30,0°	295.8	296.4	297.0	295.3	294.5	294.3	295.8	296.8	298.7	298.5	299.5	300.8	301.3	300.4
32,5°	285.9	286.6	287.3	285.9	284.9	284.6	286.1	287.2	288.7	288.9	290.0	291.3	291.9	291.2
35,0°	275.7	276.7	277.2	276.3	275.1	274.8	276.4	277.4	278.8	279.1	280.1	281.7	282.2	281.6
37,5°	264.8	265.6	266.5	265.5	264.6	264.2	265.9	266.7	268.2	268.5	269.5	271.0	271.8	271.2
40,0°	253.7	254.7	255.4	254.7	253.9	253.4	255.1	256.0	257.2	257.7	258.7	260.5	261.3	260.7
42,5°	241.9	242.6	243.6	242.7	242.4	241.5	243.6	244.3	245.6	245.8	247.3	248.9	250.3	249.1
45,0°	229.3	230.7	231.1	230.9	230.3	229.9	231.3	232.4	233.3	234.0	235.1	237.1	238.2	237.5
47,5°	216.7	217.6	218.4	217.9	218.3	217.3	219.1	219.7	221.2	221.1	222.7	224.3	226.1	224.7
50,0°	203.2	204.6	204.8	204.9	205.3	204.6	206.0	206.9	208.2	208.3	209.7	211.6	213.0	211.9
52,5°	189.7	191.2	191.1	191.7	192.2	191.5	192.7	193.9	195.2	195.2	196.5	198.5	199.9	198.9
55,0°	175.3	176.9	176.8	177.5	178.1	177.7	178.9	180.0	181.4	181.4	182.7	184.4	185.9	184.9
57,5°	161.4	162.7	162.8	163.6	164.4	164.3	165.3	166.2	167.8	167.7	169.2	170.7	172.5	171.3
60,0°	146.3	147.5	148.0	148.5	149.8	149.5	150.8	151.6	153.3	153.3	154.9	156.1	157.7	156.6
62,5°	131.7	132.9	133.4	133.6	135.5	135.2	136.7	137.5	139.2	139.3	141.0	142.0	143.4	142.8
65,0°	116.9	117.2	118.6	118.0	120.8	120.2	122.4	122.6	125.1	124.7	126.7	127.0	129.0	127.9
67,5°	101.3	102.1	103.0	102.7	105.1	105.5	107.0	107.8	110.1	110.3	111.8	112.6	113.9	113.5
70,0°	85.9	86.2	87.6	86.9	89.4	90.0	92.0	92.0	94.8	94.9	96.9	97.1	98.8	98.2
72,5°	70.0	70.9	71.6	71.7	73.2	74.4	76.5	77.1	78.8	79.8	81.4	82.3	83.2	83.4
75,0°	55.2	55.6	56.6	56.6	58.1	58.9	61.1	62.0	63.9	64.5	66.2	67.0	68.0	68.2
77,5°	40.2	40.5	41.5	41.5	43.0	43.5	45.6	46.4	48.3	49.1	51.0	51.6	52.7	52.8
80,0°	26.9	27.0	28.0	28.1	29.3	29.8	31.3	32.4	34.0	34.9	36.4	37.1	38.2	38.3
82,5°	14.9	14.9	15.6	15.8	16.7	17.2	18.4	19.2	20.6	21.4	22.8	23.5	24.4	24.5
85,0°	5.9	5.8	6.3	6.5	7.1	7.5	8.3	8.8	9.9	10.5	11.7	12.2	13.0	13.0
87,5°	1.0	0.9	1.1	1.1	1.5	1.6	2.1	2.3	3.0	3.3	4.1	4.4	5.0	4.8

Lichttechnischer Prüfbefund

Familie Silica® 21	Bestell-Nr.: 51MX10DA42WB EAN: 4058352898482	LP-Nummer 59411_237
Wertetabelle Lichtstärkemessung		Maximale Lichtstärke
		siteco

C- Ebenen	105,0°	112,5°	120,0°	127,5°	135,0°	142,5°	150,0°	157,5°	165,0°	172,5°	180,0°	187,5°	195,0°	202,5°
γ	Lichtstärke in cd/klm													
0,0°	355.4	355.4	355.4	355.4	355.4	355.4	355.4	355.4	355.4	355.4	355.4	355.4	355.4	355.4
2,5°	356.3	356.7	356.4	355.9	355.7	354.4	354.2	354.2	354.9	355.0	356.9	355.8	356.4	353.7
5,0°	355.2	355.4	355.3	355.0	354.6	353.3	353.2	353.1	353.8	354.1	355.8	355.1	355.6	352.8
7,5°	353.2	353.6	353.4	353.0	352.8	351.5	351.4	351.4	352.0	352.3	354.0	353.2	353.7	350.9
10,0°	350.4	350.7	350.6	350.4	350.0	348.7	348.7	348.9	349.3	349.7	351.2	350.5	351.0	348.3
12,5°	346.9	347.3	347.1	346.9	346.6	345.1	345.2	345.4	346.1	346.3	347.7	347.1	347.6	345.0
15,0°	342.5	342.8	342.7	342.4	342.1	340.5	340.7	341.1	341.8	342.0	343.2	342.6	343.2	340.7
17,5°	337.5	337.8	337.6	337.4	337.0	335.6	335.7	336.1	336.8	337.2	338.0	337.7	338.2	335.9
20,0°	331.9	331.7	332.0	331.5	331.2	329.6	330.2	330.1	331.4	331.3	332.3	331.8	332.6	330.0
22,5°	325.3	325.2	325.1	324.8	324.4	323.0	323.4	323.9	324.8	325.0	325.4	325.3	326.0	323.7
25,0°	318.1	317.8	318.0	317.2	317.2	315.7	316.2	316.4	317.6	317.7	318.0	317.9	318.8	316.6
27,5°	310.1	310.1	309.9	309.5	309.1	307.8	307.9	308.6	309.6	310.1	309.9	310.1	310.8	309.0
30,0°	301.7	301.5	301.7	300.9	300.7	299.4	299.6	300.3	301.3	301.6	301.4	301.6	302.3	300.8
32,5°	292.4	292.2	292.2	291.4	291.0	290.0	290.4	290.9	292.0	292.3	291.9	292.4	293.1	291.6
35,0°	282.5	282.7	282.5	281.6	281.3	280.5	280.9	281.3	282.1	282.9	281.9	282.7	283.3	282.3
37,5°	272.3	272.2	272.0	271.1	270.7	270.2	270.8	270.8	271.6	272.4	271.3	272.2	273.0	271.9
40,0°	261.8	261.3	261.4	260.5	259.7	259.7	260.4	260.1	260.8	261.8	260.6	261.7	262.3	261.4
42,5°	250.4	249.5	250.1	248.9	248.5	248.0	249.1	248.5	249.4	250.2	249.1	249.9	250.8	249.8
45,0°	238.0	237.8	237.8	237.0	236.4	236.1	237.0	237.0	237.0	238.6	236.8	238.1	238.5	238.1
47,5°	225.8	225.2	225.7	224.3	224.6	223.8	225.0	224.4	224.6	226.0	224.5	225.4	226.2	225.4
50,0°	212.7	212.5	212.5	211.6	212.0	211.6	212.1	211.7	211.5	213.1	211.3	212.8	212.8	212.8
52,5°	199.4	199.3	199.5	198.8	199.1	198.8	199.1	198.9	198.3	200.1	198.1	199.7	199.3	199.9
55,0°	185.4	185.6	185.7	185.0	185.3	184.9	185.2	185.0	184.2	185.8	183.9	185.7	185.4	186.0
57,5°	171.9	171.9	172.5	171.4	171.9	171.2	171.5	170.9	170.7	171.5	170.2	171.8	171.6	172.3
60,0°	157.5	157.5	158.0	157.0	157.5	156.4	157.0	155.9	156.2	156.0	155.5	156.9	156.9	157.3
62,5°	143.6	143.4	143.9	143.4	143.5	142.5	142.8	141.6	142.0	141.2	141.0	142.4	142.6	142.7
65,0°	129.4	128.5	129.8	128.3	128.9	127.4	128.2	126.0	127.7	125.4	126.3	126.9	128.0	127.1
67,5°	114.6	114.0	114.7	113.5	113.7	112.3	112.4	110.8	112.5	110.2	110.7	111.7	112.5	111.9
70,0°	99.8	98.7	99.5	97.9	98.4	96.7	96.9	95.2	97.3	94.4	95.3	96.0	97.0	96.1
72,5°	84.2	83.6	83.7	82.7	82.4	81.1	80.8	80.2	81.1	79.1	79.4	80.5	81.0	80.9
75,0°	69.0	68.1	68.5	67.2	66.9	65.7	65.5	65.1	65.3	63.8	64.3	65.0	65.8	65.5
77,5°	53.4	52.6	52.6	51.3	51.1	50.0	50.2	49.9	49.4	48.4	49.0	49.4	50.2	50.0
80,0°	38.6	38.0	37.8	36.9	36.8	35.9	36.1	35.3	35.1	34.5	34.9	35.1	36.0	35.9
82,5°	24.7	24.2	24.2	23.3	23.2	22.7	22.6	21.9	21.9	21.4	21.8	21.9	22.4	22.5
85,0°	13.2	12.6	12.6	12.1	12.2	11.6	11.6	11.1	11.2	10.9	11.2	11.1	11.6	11.6
87,5°	5.1	4.7	4.8	4.4	4.5	4.1	4.2	3.8	4.0	3.7	3.9	3.7	4.1	4.0

Lichttechnischer Prüfbefund

Familie Silica® 21	Bestell-Nr.: 51MX10DA42WB EAN: 4058352898482	LP-Nummer 59411_237
Wertetabelle Lichtstärkemessung		Maximale Lichtstärke
siteco		

C- Ebenen	210,0°	217,5°	225,0°	232,5°	240,0°	247,5°	255,0°	262,5°	270,0°	277,5°	285,0°	292,5°	300,0°	307,5°
γ	Lichtstärke in cd/klm													
0,0°	355.4	355.4	355.4	355.4	355.4	355.4	355.4	355.4	355.4	355.4	355.4	355.4	355.4	355.4
2,5°	352.3	352.8	353.8	355.7	356.1	356.3	356.1	356.5	356.3	355.3	356.0	356.3	356.1	355.6
5,0°	351.4	351.8	352.8	354.5	355.1	355.2	355.1	355.6	355.1	354.0	354.7	355.1	354.7	354.2
7,5°	349.5	350.0	351.0	352.7	353.4	353.3	353.1	353.7	353.2	352.0	352.8	353.0	352.6	352.1
10,0°	347.1	347.4	348.5	350.0	350.7	350.5	350.4	350.8	350.5	349.3	349.9	350.1	349.6	349.1
12,5°	343.8	344.0	345.0	346.5	347.3	346.9	346.9	347.4	346.9	345.7	346.6	346.6	346.0	345.5
15,0°	339.4	339.7	340.6	342.0	342.9	342.5	342.5	343.1	342.6	341.2	342.0	341.9	341.3	340.7
17,5°	334.5	334.9	335.7	337.1	338.0	337.5	337.5	338.1	337.6	336.2	337.0	336.8	336.0	335.5
20,0°	329.0	329.0	330.2	331.0	332.4	331.5	331.9	332.2	332.1	330.4	331.2	330.7	330.2	329.2
22,5°	322.4	322.6	323.4	324.5	325.6	325.1	325.3	325.9	325.4	323.8	324.6	324.0	323.4	322.5
25,0°	315.4	315.2	316.3	317.0	318.4	317.6	318.1	318.6	318.2	316.5	317.4	316.4	316.1	314.8
27,5°	307.6	307.6	308.2	309.2	310.4	309.8	310.0	310.7	310.1	308.6	309.2	308.5	307.7	306.6
30,0°	299.5	299.2	300.1	300.7	301.9	301.3	301.6	302.2	301.9	300.2	300.9	299.9	299.6	297.9
32,5°	290.2	289.8	290.7	291.3	292.4	291.8	292.2	292.9	292.5	291.0	291.3	290.5	289.8	288.3
35,0°	280.7	280.3	281.4	281.8	282.5	282.3	282.5	283.2	282.8	281.5	281.5	281.0	279.9	278.4
37,5°	270.6	269.8	271.0	271.4	272.1	271.7	272.1	272.6	272.5	270.9	271.2	270.3	269.2	267.6
40,0°	260.2	259.2	260.5	260.7	261.4	261.1	261.4	262.0	262.0	260.4	260.5	259.4	258.4	256.7
42,5°	249.0	247.7	249.3	249.1	249.8	249.3	250.1	250.6	251.0	248.8	249.3	247.3	247.0	244.8
45,0°	237.0	236.2	237.1	237.7	237.8	237.7	237.8	239.1	239.1	237.3	236.8	235.6	234.8	232.9
47,5°	225.4	223.9	225.2	225.1	225.8	225.0	225.7	226.3	226.9	224.5	224.5	222.9	222.4	220.1
50,0°	212.8	211.6	212.3	212.4	212.9	212.2	212.6	213.6	213.9	211.7	211.3	210.0	209.3	207.3
52,5°	199.9	198.6	199.2	199.7	200.0	199.1	199.7	200.5	200.9	198.6	198.0	197.0	196.1	194.3
55,0°	186.1	185.0	185.5	185.9	186.4	185.4	185.7	186.5	186.8	184.5	183.9	183.0	182.1	180.4
57,5°	172.5	171.8	172.2	172.2	172.9	171.9	172.4	172.7	173.2	170.9	170.5	169.3	168.7	166.8
60,0°	158.1	157.2	157.9	157.7	158.4	157.5	158.2	158.2	158.6	156.4	155.9	154.8	154.2	152.2
62,5°	144.0	143.0	143.9	143.7	144.4	143.7	144.3	144.2	144.3	142.3	142.1	140.8	140.0	138.4
65,0°	129.5	128.1	129.6	129.0	130.5	128.9	130.0	129.1	129.9	127.5	127.8	125.7	125.8	123.2
67,5°	113.9	113.6	114.3	114.2	115.4	114.6	115.2	114.6	114.7	113.0	113.0	111.2	110.7	108.4
70,0°	98.1	98.1	99.2	98.6	100.2	99.2	100.2	99.3	99.6	97.8	98.1	95.7	95.5	92.7
72,5°	81.9	82.6	83.8	83.6	84.2	84.2	84.6	84.4	83.9	82.9	82.5	80.6	79.5	77.4
75,0°	66.5	66.9	68.4	68.5	69.2	68.9	69.5	69.1	68.8	67.7	67.3	65.3	64.5	62.0
77,5°	51.0	51.0	52.5	52.6	53.6	53.3	54.1	53.5	53.4	52.3	51.7	49.7	48.6	46.3
80,0°	36.7	36.8	37.7	38.1	38.9	38.8	39.4	39.0	38.9	37.8	37.1	35.2	34.0	32.2
82,5°	23.1	23.2	23.9	24.1	25.0	24.9	25.3	25.0	24.9	24.1	23.3	21.8	20.8	19.3
85,0°	12.1	12.1	12.7	12.7	13.2	13.2	13.7	13.5	13.5	12.6	12.0	10.7	10.0	9.0
87,5°	4.4	4.3	4.8	4.7	5.2	4.9	5.4	5.2	5.3	4.6	4.3	3.5	3.2	2.5

Lichttechnischer Prüfbefund

Familie Silica® 21	Bestell-Nr.: 51MX10DA42WB EAN: 4058352898482	LP-Nummer 59411_237
Wertetabelle Lichtstärkemessung		Maximale Lichtstärke
		siteco

C- Ebenen	315,0°	322,5°	330,0°	337,5°	345,0°	352,5°	Phi-Zone	Summe Phi-Zone
γ	Lichtstärke in cd/klm						Lichtstrom in lm/klm	
0,0°	355.4	355.4	355.4	355.4	355.4	355.4	0.5	0.5
2,5°	355.3	353.9	353.8	353.7	354.3	354.5	4.2	4.8
5,0°	353.9	352.3	352.1	352.3	352.8	353.2	8.5	13.2
7,5°	351.7	350.2	350.0	350.1	350.6	350.8	12.6	25.8
10,0°	348.7	346.8	346.9	347.0	347.6	347.6	16.6	42.4
12,5°	344.9	343.0	343.1	343.1	343.7	343.8	20.5	62.9
15,0°	340.1	338.2	338.2	338.4	338.9	338.9	24.2	87.1
17,5°	334.7	332.9	332.7	332.9	333.6	333.7	27.7	114.8
20,0°	328.7	326.6	326.8	326.7	327.6	327.4	30.9	145.7
22,5°	321.5	319.8	319.8	319.9	320.6	320.6	33.9	179.6
25,0°	314.1	312.1	312.1	312.1	313.1	312.9	36.6	216.2
27,5°	305.7	303.8	303.7	304.1	304.7	304.8	38.9	255.2
30,0°	297.0	295.1	295.1	295.3	296.1	296.1	41.0	296.2
32,5°	287.3	285.6	285.5	285.6	286.4	286.5	42.7	338.9
35,0°	277.2	275.8	275.7	275.7	276.3	276.7	44.0	382.9
37,5°	266.4	265.3	265.3	264.9	265.5	265.7	45.0	427.8
40,0°	255.3	254.5	254.6	254.1	254.3	254.9	45.6	473.4
42,5°	243.9	242.7	243.3	242.0	242.6	242.9	45.8	519.2
45,0°	231.6	230.8	230.8	230.1	230.0	231.1	45.6	564.8
47,5°	219.6	218.0	218.6	217.3	217.3	218.1	45.0	609.8
50,0°	206.8	205.5	205.4	204.3	203.7	205.1	44.1	653.8
52,5°	193.7	192.6	192.2	191.3	190.2	191.5	42.8	696.6
55,0°	179.8	178.5	178.1	177.3	176.0	177.1	41.0	737.6
57,5°	166.2	164.6	164.3	163.0	162.1	162.6	39.1	776.7
60,0°	151.6	149.8	149.4	147.8	147.5	147.0	36.6	813.3
62,5°	137.4	135.7	135.0	133.2	133.1	132.0	34.1	847.4
65,0°	122.7	120.4	120.4	117.5	118.6	116.0	31.1	878.5
67,5°	107.5	105.3	104.6	102.2	103.3	100.8	27.9	906.5
70,0°	92.1	89.6	89.0	86.5	88.0	85.0	24.4	930.9
72,5°	76.1	74.0	72.9	71.6	72.1	69.9	20.7	951.6
75,0°	60.8	58.7	57.7	56.7	56.5	54.8	17.0	968.6
77,5°	45.2	43.4	42.8	41.9	41.1	39.9	13.0	981.6
80,0°	31.2	29.8	29.3	28.2	27.6	26.7	9.3	990.9
82,5°	18.4	17.3	16.8	15.7	15.4	14.8	5.8	996.7
85,0°	8.5	7.5	7.1	6.5	6.3	5.8	2.9	999.5
87,5°	2.2	1.7	1.5	1.1	1.1	0.9	0.9	1000.5

Lichttechnischer Prüfbefund

Familie Silica® 21	Bestell-Nr.: 51MX10DA42WB EAN: 4058352898482	LP-Nummer 59411_237
------------------------------	---	-------------------------------

UGR-Tabelle		Standardraum									
		Blickrichtung quer zur Leuchte (C0)					Blickrichtung längs zur Leuchte (C90)				
Raumabmessungen											
x	y										
2H	2H	21,0	22,7	21,4	23,0	23,3	21,3	23,0	21,7	23,3	23,6
	3H	22,5	24,0	22,9	24,3	24,7	23,0	24,5	23,3	24,8	25,2
	4H	23,0	24,4	23,4	24,8	25,1	23,6	25,0	24,0	25,4	25,7
	6H	23,3	24,6	23,7	25,0	25,4	24,0	25,4	24,5	25,7	26,1
	8H	23,3	24,6	23,8	25,0	25,4	24,2	25,4	24,6	25,8	26,2
	12H	23,4	24,6	23,8	24,9	25,4	24,3	25,4	24,7	25,8	26,2
4H	2H	21,8	23,2	22,2	23,6	23,9	22,1	23,5	22,4	23,8	24,2
	3H	23,4	24,6	23,8	25,0	25,4	23,9	25,1	24,3	25,5	25,9
	4H	24,0	25,1	24,5	25,5	26,0	24,6	25,7	25,1	26,1	26,6
	6H	24,4	25,4	24,9	25,8	26,2	25,2	26,1	25,6	26,6	27,0
	8H	24,5	25,4	25,0	25,8	26,3	25,3	26,2	25,8	26,7	27,1
	12H	24,5	25,3	25,0	25,8	26,2	25,5	26,2	25,9	26,7	27,2
8H	4H	24,4	25,2	24,8	25,7	26,1	24,9	25,8	25,4	26,2	26,7
	6H	24,8	25,5	25,3	26,0	26,5	25,6	26,3	26,1	26,8	27,3
	8H	24,9	25,6	25,4	26,0	26,5	25,8	26,4	26,3	26,9	27,4
	12H	25,0	25,5	25,5	26,0	26,5	25,9	26,5	26,4	26,9	27,5
12H	4H	24,4	25,2	24,9	25,6	26,1	25,0	25,7	25,4	26,2	26,7
	6H	24,9	25,5	25,4	26,0	26,5	25,6	26,2	26,1	26,7	27,2
	8H	25,0	25,5	25,5	26,0	26,6	25,9	26,4	26,4	26,9	27,4

Leuchtdichten-Tabelle		Lichttechnische Abmessungen in mm: L = 1200 B = 50											
C-Ebenen		Leuchtdichte in cd/m²											
γ		0,0°	30,0°	60,0°	90,0°	120,0°	150,0°	180,0°	210,0°	240,0°	270,0°	300,0°	330,0°
45,0°	Max. für γ >= 65°	12970.0	13026.0	13199.8	13473.7	13450.1	13408.9	13394.1	13408.9	13450.1	13523.7	13282.2	13058.4
50,0°		12648.0	12777.6	12959.0	13257.1	13224.6	13198.8	13150.2	13244.1	13250.6	13312.1	13023.8	12784.1
55,0°		12228.1	12420.6	12649.3	12965.2	12947.0	12918.0	12827.2	12976.1	12997.8	13026.9	12700.1	12416.9
60,0°		11707.7	11982.6	12261.6	12619.8	12640.6	12557.3	12436.6	12644.8	12673.9	12690.6	12336.6	11949.2
65,0°		11067.3	11436.9	11840.9	12210.5	12284.4	12136.5	11954.2	12254.8	12353.4	12294.2	11909.8	11397.4
70,0°		10040.3	10454.4	11087.7	11556.4	11641.7	11337.2	11148.5	11477.3	11720.8	11653.8	11166.7	10411.8
75,0°		8536.9	8979.4	9872.5	10508.2	10580.5	10130.0	9944.9	10282.9	10701.2	10636.9	9961.1	8923.1
80,0°		6200.1	6739.8	7831.0	8802.4	8718.5	8322.8	8046.8	8442.8	8970.3	8958.3	7843.0	6751.8
85,0°		2723.9	3273.2	4539.9	5949.3	5782.3	5328.4	5137.0	5543.2	6069.1	6188.5	4611.5	3273.2

Lichttechnischer Prüfbefund

Familie
Silica® 21

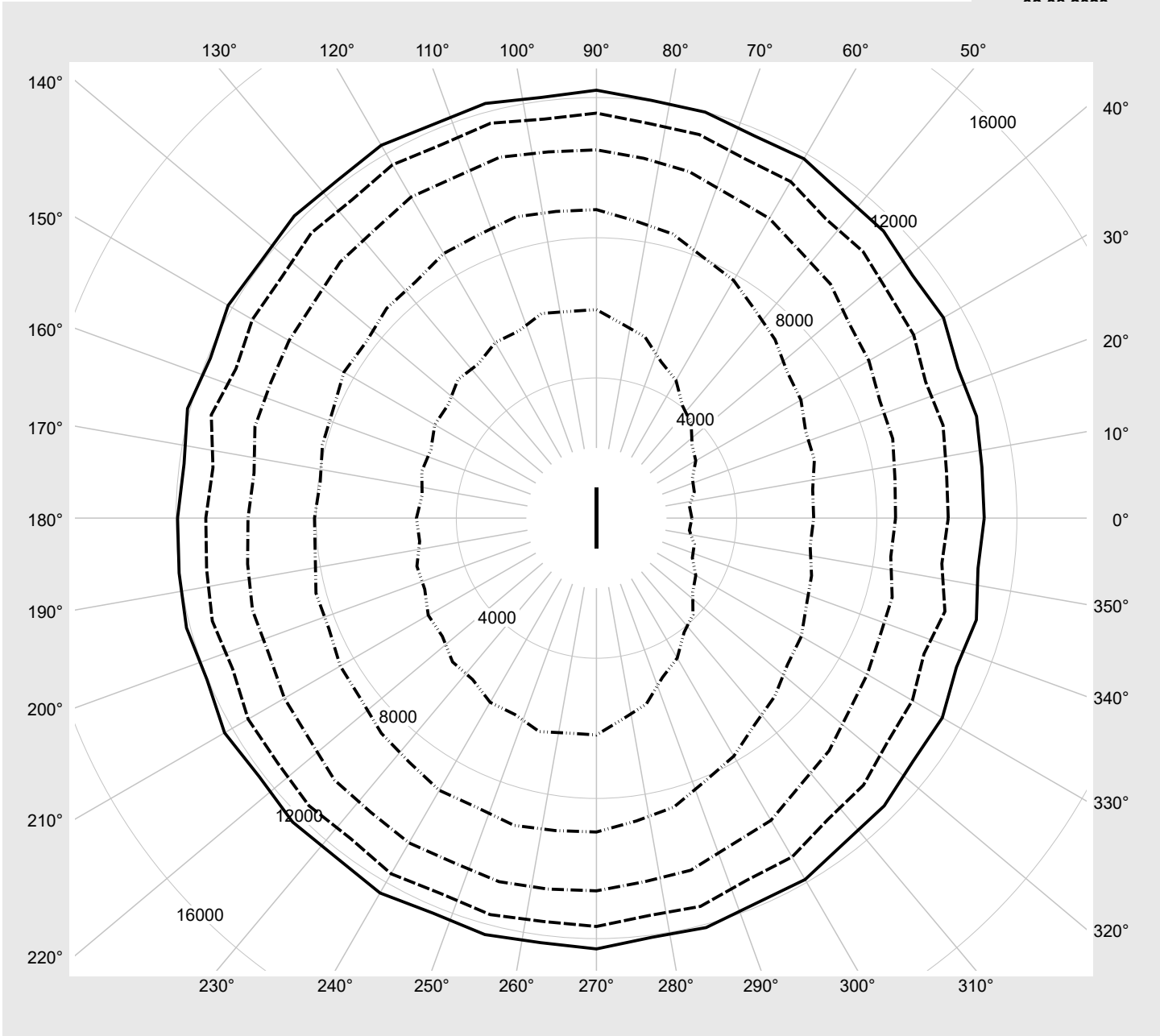
Bestell-Nr.: 51MX10DA42WB
EAN: 4058352898482

LP-Nummer
59411_237

Leuchtdichten in cd/m²

γ 65°
 γ 70°
 γ 75°
 γ 80°
 γ 85°

Seriendokumentation
00 00 0000



Lichttechnischer Prüfbefund

Familie Silica® 21	Bestell-Nr.: 51MX10DA42WB EAN: 4058352898482	LP-Nummer 59411_237
------------------------------	---	--------------------------------------

Dimmstufen-Tabelle	Umgebungstemperatur: 25°C	sITeco
---------------------------	---------------------------	---------------

Lichtstrom [%]	Dimmstufe linear	Dimmstufe logarithmisch	Lichtstrom [lm]	Systemleistung [W]
100	254	254	2400	15.2
95	241	252	2280	14.4
90	228	250	2160	13.7
85	215	248	2040	12.9
80	202	246	1919	12.1
75	189	243	1798	11.4
70	176	241	1676	10.6
65	164	238	1564	10.0
60	151	235	1442	9.2
55	138	232	1319	8.5
50	125	228	1195	7.8
45	113	224	1082	7.1
40	100	220	958	6.4
35	88	215	843	5.8
30	75	209	718	5.0
25	63	203	602	4.4
20	50	194	477	3.6
15	38	184	360	3.0
10	26	171	244	2.2
5	14	148	128	1.3