


Lichttechnischer Prüfbefund

Familie
Silica® 21

Bestell-Nr.: 51MX10DB42WB
EAN: 4058352907061

LP-Nummer
59411_239



Ausführung Einbauleuchte, homogen leuchtend,
Abdeckung, opal, direkt strahlend, extrem breit
strahlend

Bestückung LED 4000 K | CRI ≥ 80

Betriebsgerät EVG-DALI

Bemessungswerte Nettolichtstrom = 3000 lm
Systemleistung = 19.0 W
Lichtausbeute = 158 lm/W

Seriendokumentation
02.08.2023

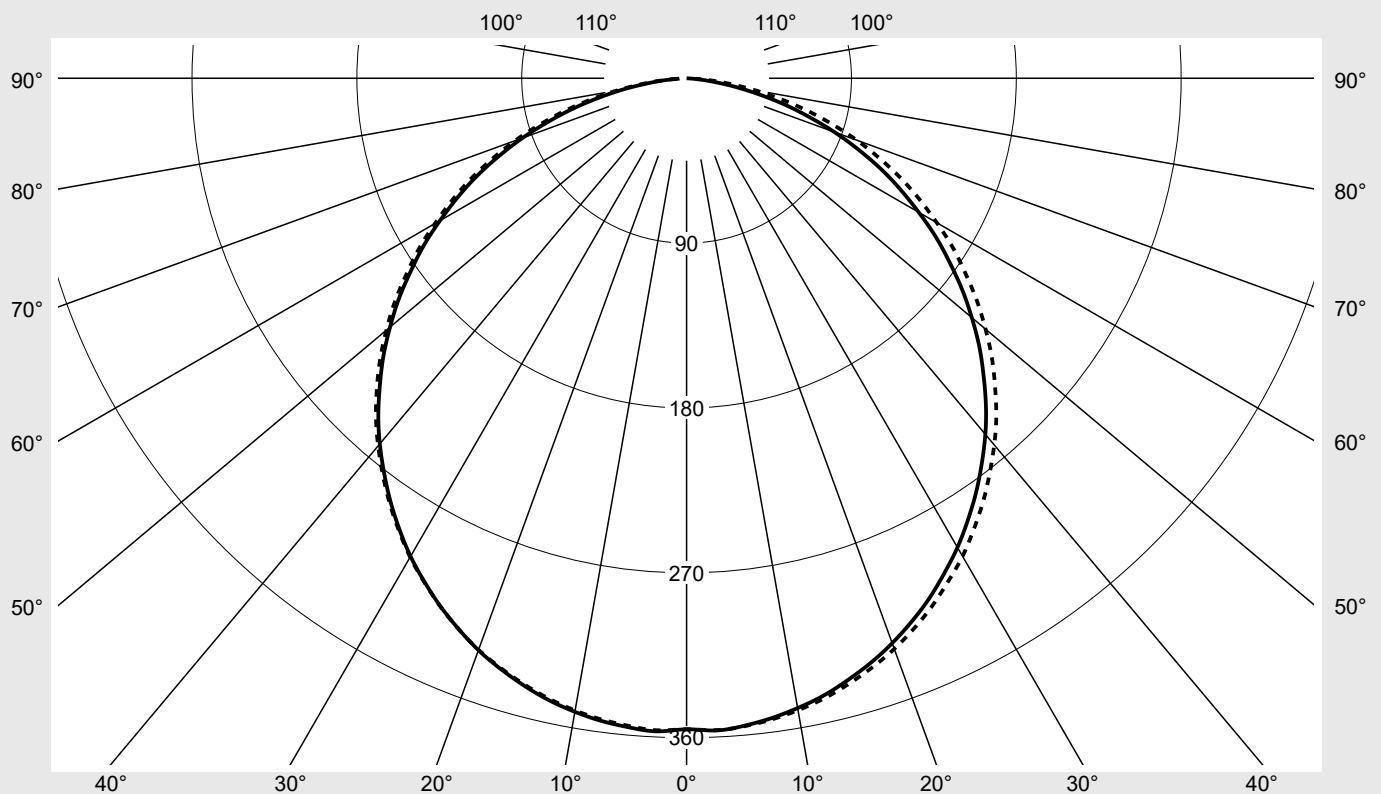
siteco

Lichtstärke in cd/klm

C180-0

C270-90

Imax: 357 cd/klm



Klassifizierungen

DIN 5040 A 4 0
CIE N1=48 N2=79 N3=96
N4=100 N5=100

Leuchtenbetriebswirkungsgrade

η_{LB} 100,0%
 ϕ_u 100,0%
 ϕ_o 0,0%

Messbedingungen

DIN EN 13032 und DIN 5032

Lichttechnischer Prüfbefund

Familie Silica® 21	Bestell-Nr.: 51MX10DB42WB EAN: 4058352907061	LP-Nummer 59411_239
Wertetabelle Lichtstärkemessung		Maximale Lichtstärke
		siteco

C- Ebenen	0,0°	7,5°	15,0°	22,5°	30,0°	37,5°	45,0°	52,5°	60,0°	67,5°	75,0°	82,5°	90,0°	97,5°
γ	Lichtstärke in cd/klm													
0,0°	355.4	355.4	355.4	355.4	355.4	355.4	355.4	355.4	355.4	355.4	355.4	355.4	355.4	355.4
2,5°	356.4	355.8	356.2	353.4	352.1	352.5	353.4	355.3	355.9	356.2	355.9	356.5	356.3	355.3
5,0°	355.0	354.3	354.7	351.9	350.7	351.1	352.1	354.0	354.7	354.8	354.6	355.3	355.2	354.2
7,5°	352.5	351.9	352.3	349.8	348.5	348.9	349.9	351.8	352.6	352.6	352.7	353.3	353.2	352.1
10,0°	349.1	348.7	349.1	346.5	345.3	345.7	346.8	348.6	349.7	349.5	349.8	350.5	350.3	349.4
12,5°	345.2	344.9	345.2	342.8	341.6	342.0	343.0	344.9	346.1	345.7	346.1	346.8	346.8	345.8
15,0°	340.1	339.9	340.4	337.9	336.8	337.2	338.2	340.0	341.2	341.1	341.4	342.4	342.3	341.4
17,5°	334.5	334.3	334.8	332.6	331.3	331.9	332.9	334.5	336.0	335.8	336.3	337.1	337.2	336.4
20,0°	328.2	328.1	328.8	326.4	325.4	325.6	327.1	328.3	330.1	329.6	330.4	331.1	331.5	330.4
22,5°	321.1	321.1	321.7	319.6	318.6	318.8	320.0	321.5	323.3	322.7	323.5	324.7	324.9	324.0
25,0°	313.4	313.3	314.2	311.9	311.2	311.1	312.6	313.6	315.7	315.2	316.3	317.1	317.6	316.5
27,5°	304.7	305.2	305.7	303.9	302.8	303.1	304.2	305.6	307.3	307.2	308.1	309.4	309.5	308.8
30,0°	295.8	296.4	297.0	295.3	294.5	294.3	295.8	296.8	298.7	298.5	299.5	300.8	301.3	300.4
32,5°	285.9	286.6	287.3	285.9	284.9	284.6	286.1	287.2	288.7	288.9	290.0	291.3	291.9	291.2
35,0°	275.7	276.7	277.2	276.3	275.1	274.8	276.4	277.4	278.8	279.1	280.1	281.7	282.2	281.6
37,5°	264.8	265.6	266.5	265.5	264.6	264.2	265.9	266.7	268.2	268.5	269.5	271.0	271.8	271.2
40,0°	253.7	254.7	255.4	254.7	253.9	253.4	255.1	256.0	257.2	257.7	258.7	260.5	261.3	260.7
42,5°	241.9	242.6	243.6	242.7	242.4	241.5	243.6	244.3	245.6	245.8	247.3	248.9	250.3	249.1
45,0°	229.3	230.7	231.1	230.9	230.3	229.9	231.3	232.4	233.3	234.0	235.1	237.1	238.2	237.5
47,5°	216.7	217.6	218.4	217.9	218.3	217.3	219.1	219.7	221.2	221.1	222.7	224.3	226.1	224.7
50,0°	203.2	204.6	204.8	204.9	205.3	204.6	206.0	206.9	208.2	208.3	209.7	211.6	213.0	211.9
52,5°	189.7	191.2	191.1	191.7	192.2	191.5	192.7	193.9	195.2	195.2	196.5	198.5	199.9	198.9
55,0°	175.3	176.9	176.8	177.5	178.1	177.7	178.9	180.0	181.4	181.4	182.7	184.4	185.9	184.9
57,5°	161.4	162.7	162.8	163.6	164.4	164.3	165.3	166.2	167.8	167.7	169.2	170.7	172.5	171.3
60,0°	146.3	147.5	148.0	148.5	149.8	149.5	150.8	151.6	153.3	153.3	154.9	156.1	157.7	156.6
62,5°	131.7	132.9	133.4	133.6	135.5	135.2	136.7	137.5	139.2	139.3	141.0	142.0	143.4	142.8
65,0°	116.9	117.2	118.6	118.0	120.8	120.2	122.4	122.6	125.1	124.7	126.7	127.0	129.0	127.9
67,5°	101.3	102.1	103.0	102.7	105.1	105.5	107.0	107.8	110.1	110.3	111.8	112.6	113.9	113.5
70,0°	85.9	86.2	87.6	86.9	89.4	90.0	92.0	92.0	94.8	94.9	96.9	97.1	98.8	98.2
72,5°	70.0	70.9	71.6	71.7	73.2	74.4	76.5	77.1	78.8	79.8	81.4	82.3	83.2	83.4
75,0°	55.2	55.6	56.6	56.6	58.1	58.9	61.1	62.0	63.9	64.5	66.2	67.0	68.0	68.2
77,5°	40.2	40.5	41.5	41.5	43.0	43.5	45.6	46.4	48.3	49.1	51.0	51.6	52.7	52.8
80,0°	26.9	27.0	28.0	28.1	29.3	29.8	31.3	32.4	34.0	34.9	36.4	37.1	38.2	38.3
82,5°	14.9	14.9	15.6	15.8	16.7	17.2	18.4	19.2	20.6	21.4	22.8	23.5	24.4	24.5
85,0°	5.9	5.8	6.3	6.5	7.1	7.5	8.3	8.8	9.9	10.5	11.7	12.2	13.0	13.0
87,5°	1.0	0.9	1.1	1.1	1.5	1.6	2.1	2.3	3.0	3.3	4.1	4.4	5.0	4.8

Lichttechnischer Prüfbefund

Familie Silica® 21	Bestell-Nr.: 51MX10DB42WB EAN: 4058352907061	LP-Nummer 59411_239
Wertetabelle Lichtstärkemessung		Maximale Lichtstärke
		siteco

C- Ebenen	105,0°	112,5°	120,0°	127,5°	135,0°	142,5°	150,0°	157,5°	165,0°	172,5°	180,0°	187,5°	195,0°	202,5°
γ	Lichtstärke in cd/klm													
0,0°	355.4	355.4	355.4	355.4	355.4	355.4	355.4	355.4	355.4	355.4	355.4	355.4	355.4	355.4
2,5°	356.3	356.7	356.4	355.9	355.7	354.4	354.2	354.2	354.9	355.0	356.9	355.8	356.4	353.7
5,0°	355.2	355.4	355.3	355.0	354.6	353.3	353.2	353.1	353.8	354.1	355.8	355.1	355.6	352.8
7,5°	353.2	353.6	353.4	353.0	352.8	351.5	351.4	351.4	352.0	352.3	354.0	353.2	353.7	350.9
10,0°	350.4	350.7	350.6	350.4	350.0	348.7	348.7	348.9	349.3	349.7	351.2	350.5	351.0	348.3
12,5°	346.9	347.3	347.1	346.9	346.6	345.1	345.2	345.4	346.1	346.3	347.7	347.1	347.6	345.0
15,0°	342.5	342.8	342.7	342.4	342.1	340.5	340.7	341.1	341.8	342.0	343.2	342.6	343.2	340.7
17,5°	337.5	337.8	337.6	337.4	337.0	335.6	335.7	336.1	336.8	337.2	338.0	337.7	338.2	335.9
20,0°	331.9	331.7	332.0	331.5	331.2	329.6	330.2	330.1	331.4	331.3	332.3	331.8	332.6	330.0
22,5°	325.3	325.2	325.1	324.8	324.4	323.0	323.4	323.9	324.8	325.0	325.4	325.3	326.0	323.7
25,0°	318.1	317.8	318.0	317.2	317.2	315.7	316.2	316.4	317.6	317.7	318.0	317.9	318.8	316.6
27,5°	310.1	310.1	309.9	309.5	309.1	307.8	307.9	308.6	309.6	310.1	309.9	310.1	310.8	309.0
30,0°	301.7	301.5	301.7	300.9	300.7	299.4	299.6	300.3	301.3	301.6	301.4	301.6	302.3	300.8
32,5°	292.4	292.2	292.2	291.4	291.0	290.0	290.4	290.9	292.0	292.3	291.9	292.4	293.1	291.6
35,0°	282.5	282.7	282.5	281.6	281.3	280.5	280.9	281.3	282.1	282.9	281.9	282.7	283.3	282.3
37,5°	272.3	272.2	272.0	271.1	270.7	270.2	270.8	270.8	271.6	272.4	271.3	272.2	273.0	271.9
40,0°	261.8	261.3	261.4	260.5	259.7	259.7	260.4	260.1	260.8	261.8	260.6	261.7	262.3	261.4
42,5°	250.4	249.5	250.1	248.9	248.5	248.0	249.1	248.5	249.4	250.2	249.1	249.9	250.8	249.8
45,0°	238.0	237.8	237.8	237.0	236.4	236.1	237.0	237.0	237.0	238.6	236.8	238.1	238.5	238.1
47,5°	225.8	225.2	225.7	224.3	224.6	223.8	225.0	224.4	224.6	226.0	224.5	225.4	226.2	225.4
50,0°	212.7	212.5	212.5	211.6	212.0	211.6	212.1	211.7	211.5	213.1	211.3	212.8	212.8	212.8
52,5°	199.4	199.3	199.5	198.8	199.1	198.8	199.1	198.9	198.3	200.1	198.1	199.7	199.3	199.9
55,0°	185.4	185.6	185.7	185.0	185.3	184.9	185.2	185.0	184.2	185.8	183.9	185.7	185.4	186.0
57,5°	171.9	171.9	172.5	171.4	171.9	171.2	171.5	170.9	170.7	171.5	170.2	171.8	171.6	172.3
60,0°	157.5	157.5	158.0	157.0	157.5	156.4	157.0	155.9	156.2	156.0	155.5	156.9	156.9	157.3
62,5°	143.6	143.4	143.9	143.4	143.5	142.5	142.8	141.6	142.0	141.2	141.0	142.4	142.6	142.7
65,0°	129.4	128.5	129.8	128.3	128.9	127.4	128.2	126.0	127.7	125.4	126.3	126.9	128.0	127.1
67,5°	114.6	114.0	114.7	113.5	113.7	112.3	112.4	110.8	112.5	110.2	110.7	111.7	112.5	111.9
70,0°	99.8	98.7	99.5	97.9	98.4	96.7	96.9	95.2	97.3	94.4	95.3	96.0	97.0	96.1
72,5°	84.2	83.6	83.7	82.7	82.4	81.1	80.8	80.2	81.1	79.1	79.4	80.5	81.0	80.9
75,0°	69.0	68.1	68.5	67.2	66.9	65.7	65.5	65.1	65.3	63.8	64.3	65.0	65.8	65.5
77,5°	53.4	52.6	52.6	51.3	51.1	50.0	50.2	49.9	49.4	48.4	49.0	49.4	50.2	50.0
80,0°	38.6	38.0	37.8	36.9	36.8	35.9	36.1	35.3	35.1	34.5	34.9	35.1	36.0	35.9
82,5°	24.7	24.2	24.2	23.3	23.2	22.7	22.6	21.9	21.9	21.4	21.8	21.9	22.4	22.5
85,0°	13.2	12.6	12.6	12.1	12.2	11.6	11.6	11.1	11.2	10.9	11.2	11.1	11.6	11.6
87,5°	5.1	4.7	4.8	4.4	4.5	4.1	4.2	3.8	4.0	3.7	3.9	3.7	4.1	4.0

Lichttechnischer Prüfbefund

Familie Silica® 21	Bestell-Nr.: 51MX10DB42WB EAN: 4058352907061	LP-Nummer 59411_239
Wertetabelle Lichtstärkemessung		Maximale Lichtstärke
		siteco

C- Ebenen	210,0°	217,5°	225,0°	232,5°	240,0°	247,5°	255,0°	262,5°	270,0°	277,5°	285,0°	292,5°	300,0°	307,5°
γ	Lichtstärke in cd/klm													
0,0°	355.4	355.4	355.4	355.4	355.4	355.4	355.4	355.4	355.4	355.4	355.4	355.4	355.4	355.4
2,5°	352.3	352.8	353.8	355.7	356.1	356.3	356.1	356.5	356.3	355.3	356.0	356.3	356.1	355.6
5,0°	351.4	351.8	352.8	354.5	355.1	355.2	355.1	355.6	355.1	354.0	354.7	355.1	354.7	354.2
7,5°	349.5	350.0	351.0	352.7	353.4	353.3	353.1	353.7	353.2	352.0	352.8	353.0	352.6	352.1
10,0°	347.1	347.4	348.5	350.0	350.7	350.5	350.4	350.8	350.5	349.3	349.9	350.1	349.6	349.1
12,5°	343.8	344.0	345.0	346.5	347.3	346.9	346.9	347.4	346.9	345.7	346.6	346.6	346.0	345.5
15,0°	339.4	339.7	340.6	342.0	342.9	342.5	342.5	343.1	342.6	341.2	342.0	341.9	341.3	340.7
17,5°	334.5	334.9	335.7	337.1	338.0	337.5	337.5	338.1	337.6	336.2	337.0	336.8	336.0	335.5
20,0°	329.0	329.0	330.2	331.0	332.4	331.5	331.9	332.2	332.1	330.4	331.2	330.7	330.2	329.2
22,5°	322.4	322.6	323.4	324.5	325.6	325.1	325.3	325.9	325.4	323.8	324.6	324.0	323.4	322.5
25,0°	315.4	315.2	316.3	317.0	318.4	317.6	318.1	318.6	318.2	316.5	317.4	316.4	316.1	314.8
27,5°	307.6	307.6	308.2	309.2	310.4	309.8	310.0	310.7	310.1	308.6	309.2	308.5	307.7	306.6
30,0°	299.5	299.2	300.1	300.7	301.9	301.3	301.6	302.2	301.9	300.2	300.9	299.9	299.6	297.9
32,5°	290.2	289.8	290.7	291.3	292.4	291.8	292.2	292.9	292.5	291.0	291.3	290.5	289.8	288.3
35,0°	280.7	280.3	281.4	281.8	282.5	282.3	282.5	283.2	282.8	281.5	281.5	281.0	279.9	278.4
37,5°	270.6	269.8	271.0	271.4	272.1	271.7	272.1	272.6	272.5	270.9	271.2	270.3	269.2	267.6
40,0°	260.2	259.2	260.5	260.7	261.4	261.1	261.4	262.0	262.0	260.4	260.5	259.4	258.4	256.7
42,5°	249.0	247.7	249.3	249.1	249.8	249.3	250.1	250.6	251.0	248.8	249.3	247.3	247.0	244.8
45,0°	237.0	236.2	237.1	237.7	237.8	237.7	237.8	239.1	239.1	237.3	236.8	235.6	234.8	232.9
47,5°	225.4	223.9	225.2	225.1	225.8	225.0	225.7	226.3	226.9	224.5	224.5	222.9	222.4	220.1
50,0°	212.8	211.6	212.3	212.4	212.9	212.2	212.6	213.6	213.9	211.7	211.3	210.0	209.3	207.3
52,5°	199.9	198.6	199.2	199.7	200.0	199.1	199.7	200.5	200.9	198.6	198.0	197.0	196.1	194.3
55,0°	186.1	185.0	185.5	185.9	186.4	185.4	185.7	186.5	186.8	184.5	183.9	183.0	182.1	180.4
57,5°	172.5	171.8	172.2	172.2	172.9	171.9	172.4	172.7	173.2	170.9	170.5	169.3	168.7	166.8
60,0°	158.1	157.2	157.9	157.7	158.4	157.5	158.2	158.2	158.6	156.4	155.9	154.8	154.2	152.2
62,5°	144.0	143.0	143.9	143.7	144.4	143.7	144.3	144.2	144.3	142.3	142.1	140.8	140.0	138.4
65,0°	129.5	128.1	129.6	129.0	130.5	128.9	130.0	129.1	129.9	127.5	127.8	125.7	125.8	123.2
67,5°	113.9	113.6	114.3	114.2	115.4	114.6	115.2	114.6	114.7	113.0	113.0	111.2	110.7	108.4
70,0°	98.1	98.1	99.2	98.6	100.2	99.2	100.2	99.3	99.6	97.8	98.1	95.7	95.5	92.7
72,5°	81.9	82.6	83.8	83.6	84.2	84.2	84.6	84.4	83.9	82.9	82.5	80.6	79.5	77.4
75,0°	66.5	66.9	68.4	68.5	69.2	68.9	69.5	69.1	68.8	67.7	67.3	65.3	64.5	62.0
77,5°	51.0	51.0	52.5	52.6	53.6	53.3	54.1	53.5	53.4	52.3	51.7	49.7	48.6	46.3
80,0°	36.7	36.8	37.7	38.1	38.9	38.8	39.4	39.0	38.9	37.8	37.1	35.2	34.0	32.2
82,5°	23.1	23.2	23.9	24.1	25.0	24.9	25.3	25.0	24.9	24.1	23.3	21.8	20.8	19.3
85,0°	12.1	12.1	12.7	12.7	13.2	13.2	13.7	13.5	13.5	12.6	12.0	10.7	10.0	9.0
87,5°	4.4	4.3	4.8	4.7	5.2	4.9	5.4	5.2	5.3	4.6	4.3	3.5	3.2	2.5

Lichttechnischer Prüfbefund

Familie Silica® 21	Bestell-Nr.: 51MX10DB42WB EAN: 4058352907061	LP-Nummer 59411_239
-------------------------------------	---	--------------------------------------

Wertetabelle Lichtstärkemessung	Maximale Lichtstärke	siteco
--	-----------------------------	---------------

C- Ebenen	315,0°	322,5°	330,0°	337,5°	345,0°	352,5°	Phi-Zone	Summe Phi-Zone
γ	Lichtstärke in cd/klm						Lichtstrom in lm/klm	
0,0°	355.4	355.4	355.4	355.4	355.4	355.4	0.5	0.5
2,5°	355.3	353.9	353.8	353.7	354.3	354.5	4.2	4.8
5,0°	353.9	352.3	352.1	352.3	352.8	353.2	8.5	13.2
7,5°	351.7	350.2	350.0	350.1	350.6	350.8	12.6	25.8
10,0°	348.7	346.8	346.9	347.0	347.6	347.6	16.6	42.4
12,5°	344.9	343.0	343.1	343.1	343.7	343.8	20.5	62.9
15,0°	340.1	338.2	338.2	338.4	338.9	338.9	24.2	87.1
17,5°	334.7	332.9	332.7	332.9	333.6	333.7	27.7	114.8
20,0°	328.7	326.6	326.8	326.7	327.6	327.4	30.9	145.7
22,5°	321.5	319.8	319.8	319.9	320.6	320.6	33.9	179.6
25,0°	314.1	312.1	312.1	312.1	313.1	312.9	36.6	216.2
27,5°	305.7	303.8	303.7	304.1	304.7	304.8	38.9	255.2
30,0°	297.0	295.1	295.1	295.3	296.1	296.1	41.0	296.2
32,5°	287.3	285.6	285.5	285.6	286.4	286.5	42.7	338.9
35,0°	277.2	275.8	275.7	275.7	276.3	276.7	44.0	382.9
37,5°	266.4	265.3	265.3	264.9	265.5	265.7	45.0	427.8
40,0°	255.3	254.5	254.6	254.1	254.3	254.9	45.6	473.4
42,5°	243.9	242.7	243.3	242.0	242.6	242.9	45.8	519.2
45,0°	231.6	230.8	230.8	230.1	230.0	231.1	45.6	564.8
47,5°	219.6	218.0	218.6	217.3	217.3	218.1	45.0	609.8
50,0°	206.8	205.5	205.4	204.3	203.7	205.1	44.1	653.8
52,5°	193.7	192.6	192.2	191.3	190.2	191.5	42.8	696.6
55,0°	179.8	178.5	178.1	177.3	176.0	177.1	41.0	737.6
57,5°	166.2	164.6	164.3	163.0	162.1	162.6	39.1	776.7
60,0°	151.6	149.8	149.4	147.8	147.5	147.0	36.6	813.3
62,5°	137.4	135.7	135.0	133.2	133.1	132.0	34.1	847.4
65,0°	122.7	120.4	120.4	117.5	118.6	116.0	31.1	878.5
67,5°	107.5	105.3	104.6	102.2	103.3	100.8	27.9	906.5
70,0°	92.1	89.6	89.0	86.5	88.0	85.0	24.4	930.9
72,5°	76.1	74.0	72.9	71.6	72.1	69.9	20.7	951.6
75,0°	60.8	58.7	57.7	56.7	56.5	54.8	17.0	968.6
77,5°	45.2	43.4	42.8	41.9	41.1	39.9	13.0	981.6
80,0°	31.2	29.8	29.3	28.2	27.6	26.7	9.3	990.9
82,5°	18.4	17.3	16.8	15.7	15.4	14.8	5.8	996.7
85,0°	8.5	7.5	7.1	6.5	6.3	5.8	2.9	999.5
87,5°	2.2	1.7	1.5	1.1	1.1	0.9	0.9	1000.5

Lichttechnischer Prüfbefund

Familie Silica® 21	Bestell-Nr.: 51MX10DB42WB EAN: 4058352907061	LP-Nummer 59411_239
------------------------------	---	-------------------------------

UGR-Tabelle		Standardraum									
		Blickrichtung quer zur Leuchte (C0)					Blickrichtung längs zur Leuchte (C90)				
Raumabmessungen											
x	y										
2H	2H	21,0	22,7	21,4	23,0	23,3	21,3	23,0	21,7	23,3	23,6
	3H	22,5	24,0	22,9	24,3	24,7	23,0	24,5	23,3	24,8	25,2
	4H	23,0	24,4	23,4	24,8	25,1	23,6	25,0	24,0	25,4	25,7
	6H	23,3	24,6	23,7	25,0	25,4	24,0	25,4	24,5	25,7	26,1
	8H	23,3	24,6	23,8	25,0	25,4	24,2	25,4	24,6	25,8	26,2
	12H	23,4	24,6	23,8	24,9	25,4	24,3	25,4	24,7	25,8	26,2
4H	2H	21,8	23,2	22,2	23,6	23,9	22,1	23,5	22,4	23,8	24,2
	3H	23,4	24,6	23,8	25,0	25,4	23,9	25,1	24,3	25,5	25,9
	4H	24,0	25,1	24,5	25,5	26,0	24,6	25,7	25,1	26,1	26,6
	6H	24,4	25,4	24,9	25,8	26,2	25,2	26,1	25,6	26,6	27,0
	8H	24,5	25,4	25,0	25,8	26,3	25,3	26,2	25,8	26,7	27,1
	12H	24,5	25,3	25,0	25,8	26,2	25,5	26,2	25,9	26,7	27,2
8H	4H	24,4	25,2	24,8	25,7	26,1	24,9	25,8	25,4	26,2	26,7
	6H	24,8	25,5	25,3	26,0	26,5	25,6	26,3	26,1	26,8	27,3
	8H	24,9	25,6	25,4	26,0	26,5	25,8	26,4	26,3	26,9	27,4
	12H	25,0	25,5	25,5	26,0	26,5	25,9	26,5	26,4	26,9	27,5
12H	4H	24,4	25,2	24,9	25,6	26,1	25,0	25,7	25,4	26,2	26,7
	6H	24,9	25,5	25,4	26,0	26,5	25,6	26,2	26,1	26,7	27,2
	8H	25,0	25,5	25,5	26,0	26,6	25,9	26,4	26,4	26,9	27,4

Leuchtdichten-Tabelle		Lichttechnische Abmessungen in mm: L = 1500 B = 50											
C-Ebenen		Leuchtdichte in cd/m²											
γ		0,0°	30,0°	60,0°	90,0°	120,0°	150,0°	180,0°	210,0°	240,0°	270,0°	300,0°	330,0°
45,0°	12970.0	13026.0	13199.8	13473.7	13450.1	13408.9	13394.1	13408.9	13450.1	13523.7	13282.2	13058.4	
50,0°	12648.0	12777.6	12959.0	13257.1	13224.6	13198.8	13150.2	13244.1	13250.6	13312.1	13023.8	12784.1	
55,0°	12228.1	12420.6	12649.3	12965.2	12947.0	12918.0	12827.2	12976.1	12997.8	13026.9	12700.1	12416.9	
60,0°	11707.7	11982.6	12261.6	12619.8	12640.6	12557.3	12436.6	12644.8	12673.9	12690.6	12336.6	11949.2	
65,0°	11067.3	11436.9	11840.9	12210.5	12284.4	12136.5	11954.2	12254.8	12353.4	12294.2	11909.8	11397.4	
70,0°	10040.3	10454.4	11087.7	11556.4	11641.7	11337.2	11148.5	11477.3	11720.8	11653.8	11166.7	10411.8	
75,0°	8536.9	8979.4	9872.5	10508.2	10580.5	10130.0	9944.9	10282.9	10701.2	10636.9	9961.1	8923.1	
80,0°	6200.1	6739.8	7831.0	8802.4	8718.5	8322.8	8046.8	8442.8	8970.3	8958.3	7843.0	6751.8	
85,0°	2723.9	3273.2	4539.9	5949.3	5782.3	5328.4	5137.0	5543.2	6069.1	6188.5	4611.5	3273.2	

Lichttechnischer Prüfbefund

Familie
Silica® 21

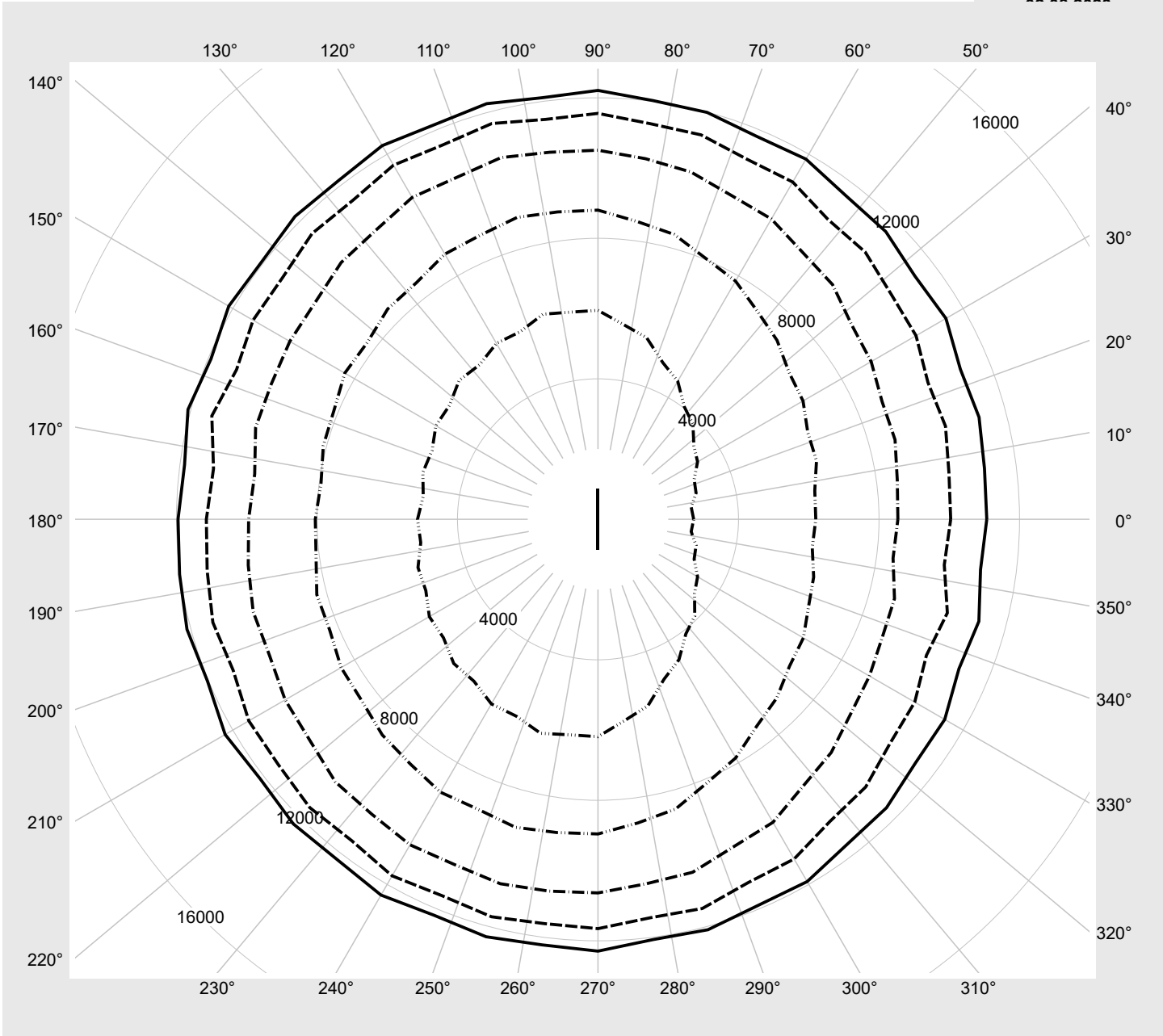
Bestell-Nr.: 51MX10DB42WB
EAN: 4058352907061

LP-Nummer
59411_239

Leuchtdichten in cd/m²

γ 65°
 γ 70°
 γ 75°
 γ 80°
 γ 85°

Seriendokumentation
00 00 0000



Lichttechnischer Prüfbefund

Familie Silica® 21	Bestell-Nr.: 51MX10DB42WB EAN: 4058352907061	LP-Nummer 59411_239
------------------------------	---	--------------------------------------

Dimmstufen-Tabelle	Umgebungstemperatur: 25°C	sITeco
---------------------------	---------------------------	---------------

Lichtstrom [%]	Dimmstufe linear	Dimmstufe logarithmisch	Lichtstrom [lm]	Systemleistung [W]
100	254	254	3000	19.0
95	241	252	2850	18.0
90	228	250	2699	17.1
85	215	248	2550	16.1
80	202	246	2399	15.2
75	189	243	2247	14.2
70	176	241	2095	13.3
65	164	238	1954	12.4
60	151	235	1802	11.5
55	138	232	1648	10.6
50	125	228	1494	9.7
45	113	224	1352	8.8
40	100	220	1197	8.0
35	88	215	1053	7.2
30	75	209	896	6.2
25	63	203	752	5.4
20	50	194	595	4.5
15	38	184	451	3.7
10	26	171	305	2.8
5	14	148	160	1.6