


Lichttechnischer Prüfbefund

Familie
Licross® 21 Protected



Bestell-Nr.: 52TD12DN4A5GD
EAN: 4058352902783

LP-Nummer
58524_232

Ausführung Prismenabdeckung, satiniert, breit strahlend
Bestückung LED 4000 K | CRI ≥ 80
Betriebsgerät EVG-DALI
Einstellung AC-Betrieb
Bemessungswerte Nettolichtstrom = 10700 lm
 Systemleistung = 62.0 W
 Lichtausbeute = 172.6 lm/W

Seriendokumentation
10.08.2023

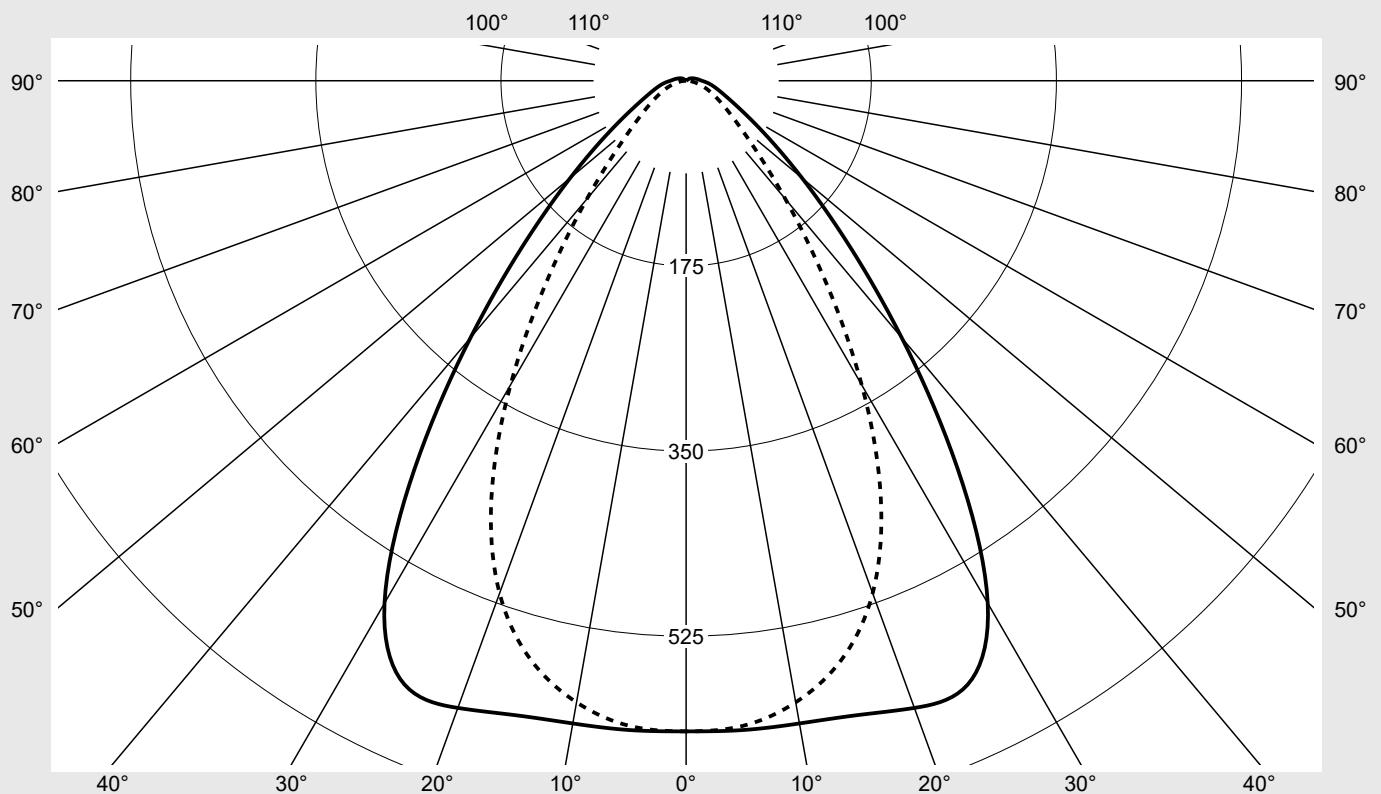
siteco

Lichtstärke in cd/klm

C180-0

C270-90

Imax: 631 cd/klm



Klassifizierungen

DIN 5040 A 5 1
 CIE N1=73 N2=92 N3=98
 N4=99 N5=100

Leuchtenbetriebswirkungsgrade

η_{LB} 100,0%
 ϕ_u 98,6%
 ϕ_o 1,4%

Messbedingungen

DIN EN 13032 und DIN 5032

Lichttechnischer Prüfbefund

Familie Licross® 21 Protected	Bestell-Nr.: 52TD12DN4A5GD EAN: 4058352902783	LP-Nummer 58524_232
Wertetabelle Lichtstärkemessung		Maximale Lichtstärke
		sITeco

C- Ebenen	0° 180°	15°	30°	45°	60°	75°	90° 270°	Phi-Zone	Summe Phi-Zone	
		165° 195° 345°	150° 210° 330°	135° 225° 315°	120° 240° 300°	105° 255° 285°				
Lichtstärke in cd/klm								Lichtstrom in lm/klm		
γ										
0°	615.0	615.0	615.0	615.0	615.0	615.0	615.0	3.7	3.7	
5°	616.1	614.1	609.7	611.1	612.9	611.9	612.2	29.3	32.9	
10°	616.9	615.1	606.4	602.8	600.3	597.0	596.6	57.6	90.5	
15°	620.9	617.8	600.9	587.5	576.7	568.6	566.8	83.8	174.3	
20°	630.8	623.5	591.7	561.2	536.7	520.1	515.5	106.4	280.7	
25°	629.8	620.7	576.3	523.2	476.9	445.6	435.5	122.6	403.3	
30°	570.2	568.9	534.3	469.6	398.0	348.4	331.9	126.5	529.9	
35°	447.2	456.9	450.2	394.1	307.5	246.5	227.0	114.9	644.8	
40°	317.0	331.0	344.1	303.2	220.2	163.1	146.0	93.6	738.3	
45°	213.9	226.3	244.1	214.7	147.7	105.6	94.0	70.6	808.9	
50°	143.1	152.0	166.9	144.8	97.7	70.8	64.1	51.5	860.4	
55°	96.6	102.1	111.9	95.1	64.8	49.7	46.3	37.0	897.4	
60°	67.0	69.6	74.2	63.4	44.8	36.0	34.5	26.8	924.2	
65°	49.0	49.5	50.0	42.8	32.0	26.6	25.7	19.7	943.9	
70°	37.9	37.0	34.4	29.4	23.3	19.5	18.8	14.8	958.7	
75°	30.5	28.7	24.6	20.4	16.6	13.6	12.7	11.1	969.8	
80°	24.8	22.7	18.1	14.1	11.2	8.8	7.6	8.2	978.0	
85°	19.7	17.8	13.4	9.8	7.1	4.8	3.4	5.9	983.8	
90°	14.9	13.4	9.7	6.4	4.0	1.9	0.4	3.9	987.8	
95°	12.2	11.1	8.2	5.4	3.1	1.2	0.3	3.2	991.0	
100°	10.0	9.2	6.9	4.5	2.4	0.7	0.3	2.6	993.6	
105°	8.2	7.6	5.7	3.6	1.7	0.4	0.3	2.1	995.6	
110°	6.8	6.2	4.6	2.7	1.1	0.3	0.3	1.6	997.2	
115°	5.5	5.0	3.7	2.0	0.7	0.4	0.4	1.2	998.4	
120°	4.3	3.8	2.7	1.4	0.6	0.5	0.5	0.9	999.3	
125°	3.1	2.7	1.8	0.9	0.6	0.6	0.6	0.6	1000.0	
130°	0.0	0.0	0.0	0.0	0.0	0.0	0.0	0.0	1000.0	
135°	0.0	0.0	0.0	0.0	0.0	0.0	0.0	0.0	1000.0	
140°	0.0	0.0	0.0	0.0	0.0	0.0	0.0	0.0	1000.0	
145°	0.0	0.0	0.0	0.0	0.0	0.0	0.0	0.0	1000.0	
150°	0.0	0.0	0.0	0.0	0.0	0.0	0.0	0.0	1000.0	
155°	0.0	0.0	0.0	0.0	0.0	0.0	0.0	0.0	1000.0	
160°	0.0	0.0	0.0	0.0	0.0	0.0	0.0	0.0	1000.0	
165°	0.0	0.0	0.0	0.0	0.0	0.0	0.0	0.0	1000.0	
170°	0.0	0.0	0.0	0.0	0.0	0.0	0.0	0.0	1000.0	
175°	0.0	0.0	0.0	0.0	0.0	0.0	0.0	0.0	1000.0	
180°	0.0	0.0	0.0	0.0	0.0	0.0	0.0	0.0	1000.0	

Lichttechnischer Prüfbefund

Familie Licross® 21 Protected	Bestell-Nr.: 52TD12DN4A5GD EAN: 4058352902783	LP-Nummer 58524_232
-----------------------------------------	----------------------------------------------------------------	-------------------------------

UGR-Tabelle		Standardraum									
Raumabmessungen		Blickrichtung quer zur Leuchte (C0)					Blickrichtung längs zur Leuchte (C90)				
x	y										
2H	2H	21,5	22,9	21,9	23,2	23,6	18,2	19,7	18,6	20,0	20,3
	3H	21,9	23,2	22,3	23,5	23,9	18,6	19,9	19,0	20,2	20,6
	4H	22,2	23,3	22,6	23,7	24,0	18,8	20,0	19,1	20,3	20,7
	6H	22,5	23,5	22,9	23,9	24,3	18,9	20,0	19,3	20,4	20,7
	8H	22,7	23,6	23,1	24,0	24,4	19,0	20,0	19,4	20,4	20,8
	12H	22,9	23,7	23,3	24,1	24,5	19,0	19,9	19,4	20,3	20,7
4H	2H	21,6	22,8	22,0	23,1	23,5	18,8	19,9	19,2	20,3	20,7
	3H	22,1	23,1	22,5	23,5	23,9	19,3	20,2	19,7	20,6	21,0
	4H	22,4	23,3	22,9	23,7	24,2	19,5	20,4	19,9	20,8	21,2
	6H	22,9	23,6	23,3	24,0	24,5	19,7	20,4	20,1	20,9	21,3
	8H	23,1	23,8	23,6	24,2	24,7	19,7	20,4	20,2	20,9	21,4
	12H	23,4	23,9	23,9	24,4	24,9	19,8	20,4	20,3	20,9	21,4
8H	4H	22,5	23,2	22,9	23,6	24,1	19,7	20,4	20,2	20,8	21,3
	6H	23,0	23,5	23,4	24,0	24,5	20,0	20,5	20,5	21,0	21,5
	8H	23,3	23,8	23,8	24,3	24,8	20,1	20,6	20,6	21,1	21,6
	12H	23,7	24,1	24,2	24,6	25,1	20,2	20,6	20,7	21,1	21,7
12H	4H	22,5	23,1	22,9	23,5	24,0	19,8	20,3	20,3	20,8	21,3
	6H	23,0	23,5	23,5	23,9	24,5	20,1	20,5	20,6	21,0	21,6
	8H	23,3	23,7	23,8	24,2	24,8	20,2	20,6	20,8	21,1	21,7

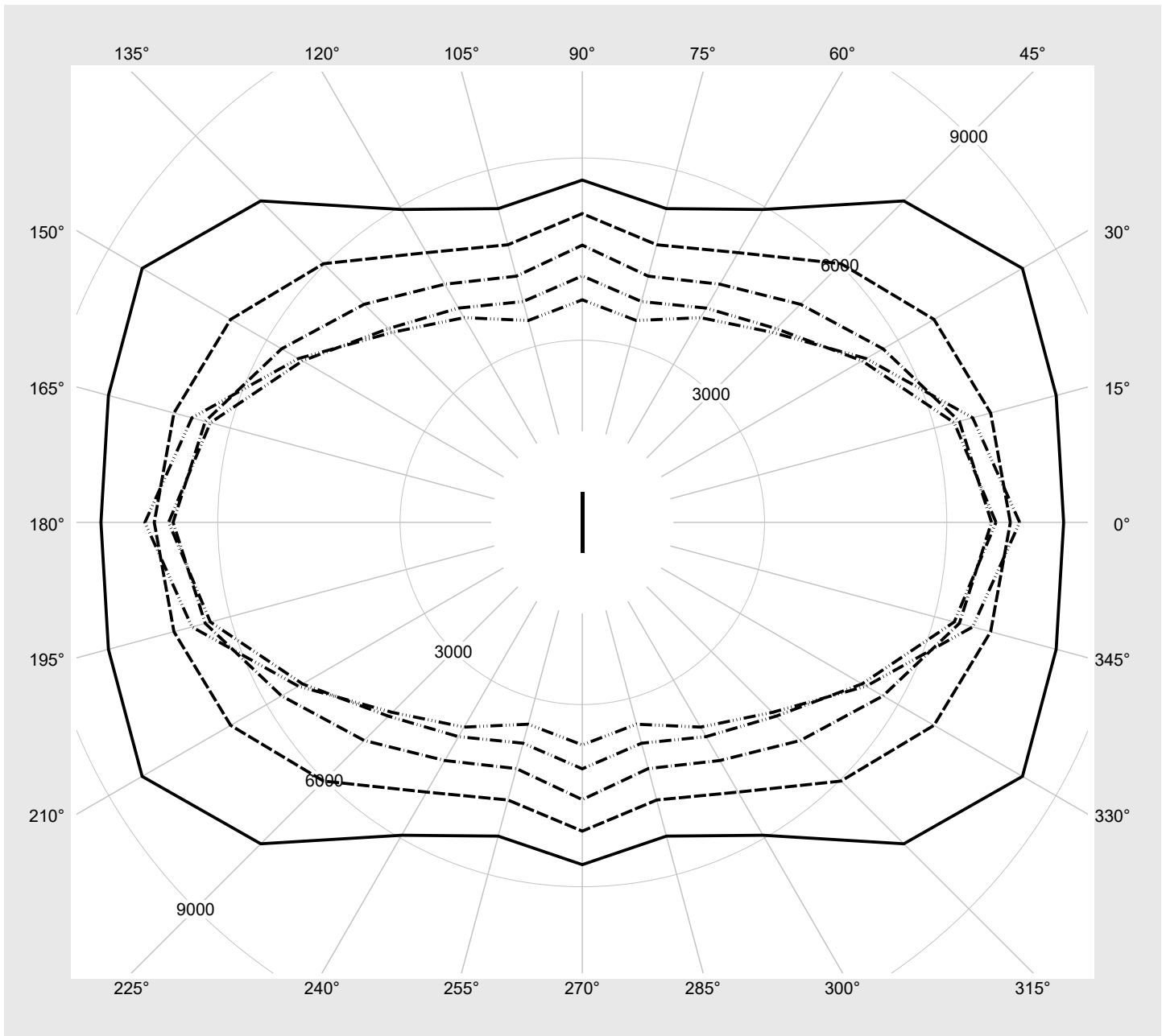
Leuchtdichten-Tabelle Max. für $\gamma \geq 65^\circ$	Lichttechnische Abmessungen in mm: L = 1480, B = 78	H(C0) = 13, H(C90) = 0	H(C180) = 13, H(C270) = 0
--------------------------------------------------------------	------------------------------------------------------------	------------------------	---------------------------

C-Ebenen	γ	Leuchtdichte in cd/m ²							
		0° 180°	15° 165° 195° 345°	30° 150° 210° 330°	45° 135° 225° 315°	60° 120° 240° 300°	75° 105° 255° 285°	90° 270°	
45°		24036.6	25546.1	27960.5	25173.6	17868.7	13272.2	12326.4	
50°		17210.8	18390.7	20539.7	18313.4	12816.2	9706.5	9237.2	
55°		12603.7	13410.2	14988.2	13153.6	9358.6	7559.9	7483.1	
60°		9643.9	10088.0	11007.4	9757.5	7249.8	6216.2	6388.3	
65°		7923.8	8075.9	8366.3	7485.3	5949.0	5348.6	5636.3	
70°		7046.3	6959.3	6684.5	6024.2	5128.5	4732.6	5084.3	
75°		6736.3	6425.9	5715.8	5078.7	4528.3	4197.3	4565.0	
80°		6809.9	6338.9	5319.0	4512.7	4074.5	3764.9	4058.3	
85°		7199.8	6652.9	5395.3	4424.7	3892.8	3441.1	3664.8	

Lichttechnischer Prüfbefund

Familie Licross® 21 Protected	Bestell-Nr.: 52TD12DN4A5GD EAN: 4058352902783	LP-Nummer 58524_232
-----------------------------------------	----------------------------------------------------------------	-------------------------------

Leuchtdichten in cd/m² γ 65° γ 70° γ 75° γ 80° γ 85° **siteco**



Lichttechnischer Prüfbefund

Familie Licross® 21 Protected	Bestell-Nr.: 52TD12DN4A5GD EAN: 4058352902783	LP-Nummer 58524_232
------------------------------------------------	----------------------------------------------------------------	--------------------------------------

Dimmstufen-Tabelle	Umgebungstemperatur: 25°C	sITeco
---------------------------	---------------------------	---------------

Lichtstrom [%]	Dimmstufe linear	Dimmstufe logarithmisch	Lichtstrom [lm]	Systemleistung [W]
100	----	----	----	----
100	253	254	10662	61.8
95	240	252	10162	58.6
90	226	250	9618	55.1
85	213	248	9106	51.9
80	199	245	8548	48.5
75	186	243	8024	45.5
70	173	240	7495	42.3
65	160	237	6962	39.2
60	147	234	6424	36.1
55	134	231	5880	33.0
50	121	227	5331	29.9
45	109	223	4821	27.1
40	96	218	4261	24.1
35	84	213	3740	21.4
30	72	208	3214	18.6
25	60	201	2684	15.9
20	48	193	2151	13.0
15	36	182	1616	10.2
10	24	168	1076	7.5
5	12	142	532	4.9
2	4	102	166	3.1