

Lichttechnischer Prüfbefund

Familie


Licross® 11 Protected

Bestell-Nr.: 51TP12DN4FXME

EAN: 4058352988961

LP-Nummer

58523_225



Ausführung	Prismenabdeckung, satiniert, breit strahlend
Bestückung	LED 4000 K CRI ≥ 80
Betriebsgerät	EVG-DALI
Bemessungswerte	Nettolichtstrom = 15270 lm Systemleistung = 87.3 W Lichtausbeute = 174.9 lm/W

Seriendokumentation
30.10.2023

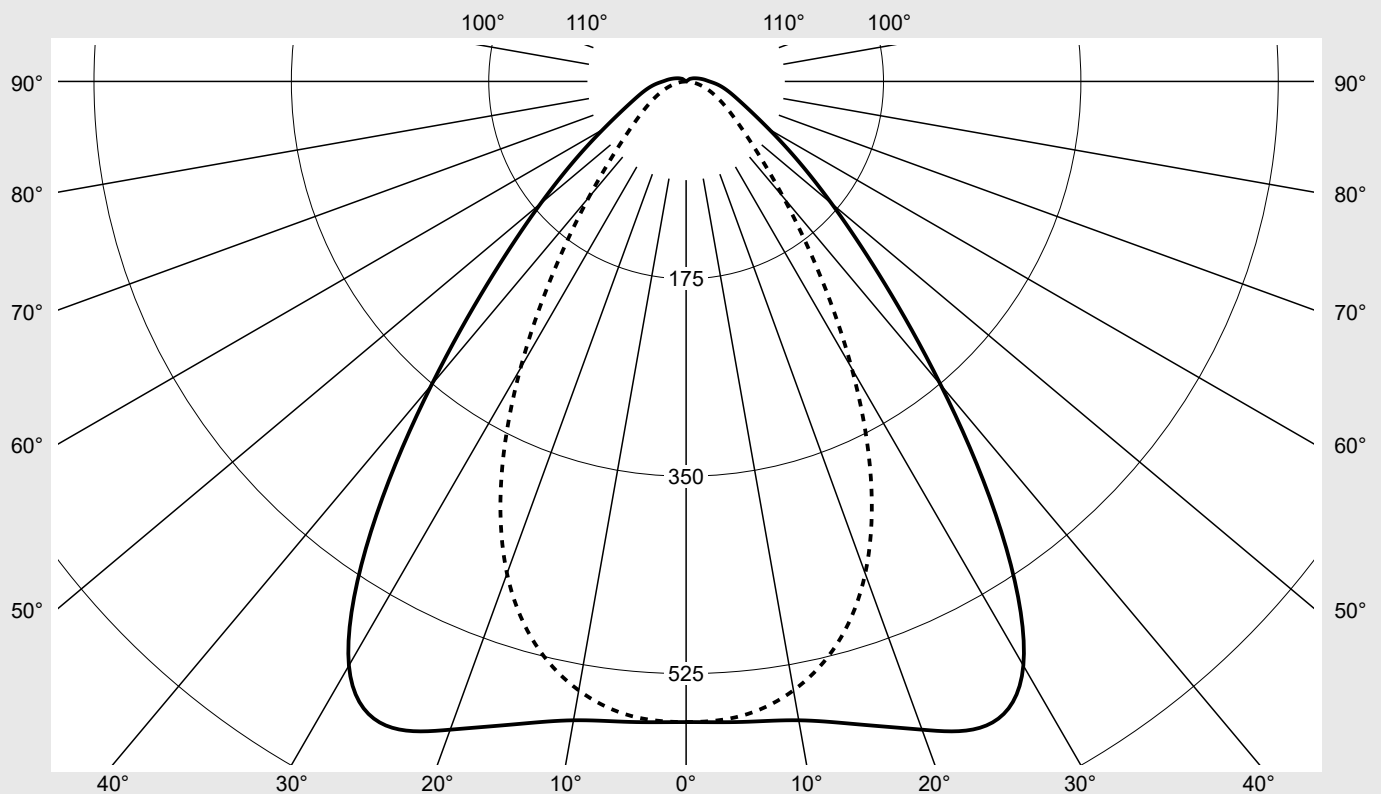
siteco

Lichtstärke in cd/klm

C180-0

C270-90

Imax: 630 cd/klm



Klassifizierungen

DIN 5040 A 5 1
CIE N1=70 N2=91 N3=97
N4=98 N5=100

Leuchtenbetriebswirkungsgrade

η_{LB} 100,0%
 ϕ_u 98,3%
 ϕ_o 1,7%

Messbedingungen

DIN EN 13032 und DIN 5032

Lichttechnischer Prüfbefund

Familie Licross® 11 Protected	Bestell-Nr.: 51TP12DN4FXME EAN: 4058352988961	LP-Nummer 58523_225
---	--	--------------------------------------

Wertetabelle Lichtstärkemessung	Maximale Lichtstärke	siteco
--	-----------------------------	---------------

C- Ebenen	0° 180°	15°	30°	45°	60°	75°	90° 270°	Phi-Zone	Summe Phi-Zone
		165° 195° 345°	150° 210° 330°	135° 225° 315°	120° 240° 300°	105° 255° 285°			
Lichtstärke in cd/klm								Lichtstrom in lm/klm	
γ									
0°	568.0	568.0	568.0	568.0	568.0	568.0	568.0	3.4	3.4
5°	570.0	568.0	563.9	564.4	565.6	564.2	564.6	27.0	30.4
10°	575.1	572.9	563.4	557.9	553.3	549.0	548.2	53.3	83.7
15°	590.1	586.0	566.8	548.5	532.2	519.9	516.5	78.2	161.9
20°	611.6	603.6	568.7	531.0	496.5	471.9	464.3	100.3	262.2
25°	630.0	617.6	564.2	499.9	441.6	401.0	387.5	117.1	379.3
30°	598.0	589.4	536.5	452.4	368.0	311.9	293.8	123.5	502.8
35°	487.1	490.1	463.2	383.1	284.6	222.1	203.0	114.7	617.4
40°	351.1	360.8	359.1	297.2	205.7	150.3	134.3	94.9	712.3
45°	241.7	250.7	257.1	211.9	140.4	100.6	89.9	72.8	785.1
50°	168.3	174.0	178.9	144.5	94.4	69.8	63.7	54.4	839.5
55°	118.9	121.8	123.3	97.4	64.6	50.4	47.5	40.5	880.0
60°	85.1	85.8	84.4	66.1	45.7	37.4	36.1	30.1	910.0
65°	63.8	62.6	58.2	45.7	33.4	28.1	27.2	22.6	932.7
70°	50.4	47.7	40.8	32.1	24.8	20.7	19.9	17.3	949.9
75°	41.3	37.6	29.5	22.7	17.9	14.5	13.5	13.2	963.2
80°	34.0	30.0	21.9	15.9	12.4	9.4	8.0	10.0	973.1
85°	27.2	23.7	16.4	11.2	8.0	5.3	3.6	7.3	980.4
90°	20.7	17.9	12.0	7.4	4.6	2.2	0.4	5.0	985.4
95°	16.6	14.7	10.2	6.3	3.6	1.3	0.3	4.0	989.4
100°	13.2	11.9	8.5	5.2	2.7	0.8	0.3	3.2	992.6
105°	10.4	9.5	6.9	4.1	1.9	0.4	0.3	2.5	995.1
110°	8.2	7.4	5.5	3.1	1.2	0.3	0.3	1.9	997.0
115°	6.5	5.8	4.2	2.2	0.7	0.4	0.4	1.4	998.4
120°	4.9	4.3	3.0	1.4	0.6	0.5	0.5	1.0	999.4
125°	3.5	3.0	2.0	0.9	0.6	0.5	0.5	0.7	1000.0
130°	0.0	0.0	0.0	0.0	0.0	0.0	0.0	0.0	1000.0
135°	0.0	0.0	0.0	0.0	0.0	0.0	0.0	0.0	1000.0
140°	0.0	0.0	0.0	0.0	0.0	0.0	0.0	0.0	1000.0
145°	0.0	0.0	0.0	0.0	0.0	0.0	0.0	0.0	1000.0
150°	0.0	0.0	0.0	0.0	0.0	0.0	0.0	0.0	1000.0
155°	0.0	0.0	0.0	0.0	0.0	0.0	0.0	0.0	1000.0
160°	0.0	0.0	0.0	0.0	0.0	0.0	0.0	0.0	1000.0
165°	0.0	0.0	0.0	0.0	0.0	0.0	0.0	0.0	1000.0
170°	0.0	0.0	0.0	0.0	0.0	0.0	0.0	0.0	1000.0
175°	0.0	0.0	0.0	0.0	0.0	0.0	0.0	0.0	1000.0
180°	0.0	0.0	0.0	0.0	0.0	0.0	0.0	0.0	1000.0

Lichttechnischer Prüfbefund

Familie Licross® 11 Protected	Bestell-Nr.: 51TP12DN4FXME EAN: 4058352988961	LP-Nummer 58523_225
---	--	-------------------------------

UGR-Tabelle		Standardraum									
Raumabmessungen		Blickrichtung quer zur Leuchte (C0)					Blickrichtung längs zur Leuchte (C90)				
x	y										
2H	2H	23,4	24,9	23,8	25,2	25,5	19,3	20,7	19,6	21,0	21,4
	3H	24,0	25,3	24,4	25,7	26,0	19,7	21,0	20,1	21,3	21,7
	4H	24,4	25,6	24,8	25,9	26,3	19,9	21,1	20,3	21,5	21,8
	6H	24,8	25,9	25,2	26,2	26,6	20,0	21,2	20,4	21,5	21,9
	8H	25,1	26,0	25,5	26,4	26,8	20,1	21,2	20,5	21,6	22,0
	12H	25,3	26,2	25,8	26,6	27,0	20,2	21,2	20,6	21,5	22,0
4H	2H	23,5	24,7	23,9	25,1	25,4	20,0	21,1	20,3	21,5	21,9
	3H	24,2	25,2	24,6	25,6	26,0	20,5	21,5	20,9	21,9	22,3
	4H	24,7	25,6	25,1	26,0	26,4	20,8	21,7	21,2	22,1	22,5
	6H	25,2	26,0	25,7	26,4	26,9	21,0	21,8	21,4	22,2	22,7
	8H	25,6	26,3	26,0	26,7	27,2	21,1	21,8	21,5	22,2	22,7
	12H	25,9	26,5	26,4	27,0	27,5	21,1	21,8	21,6	22,2	22,7
8H	4H	24,7	25,4	25,1	25,9	26,3	21,1	21,8	21,6	22,2	22,7
	6H	25,3	25,9	25,8	26,4	26,9	21,4	22,0	21,9	22,5	23,0
	8H	25,7	26,3	26,2	26,7	27,3	21,5	22,1	22,0	22,5	23,1
	12H	26,2	26,7	26,8	27,2	27,7	21,7	22,1	22,2	22,6	23,1
12H	4H	24,7	25,3	25,2	25,8	26,3	21,2	21,8	21,7	22,2	22,7
	6H	25,3	25,9	25,8	26,3	26,9	21,6	22,0	22,1	22,5	23,0
	8H	25,8	26,2	26,3	26,7	27,3	21,7	22,1	22,2	22,6	23,2

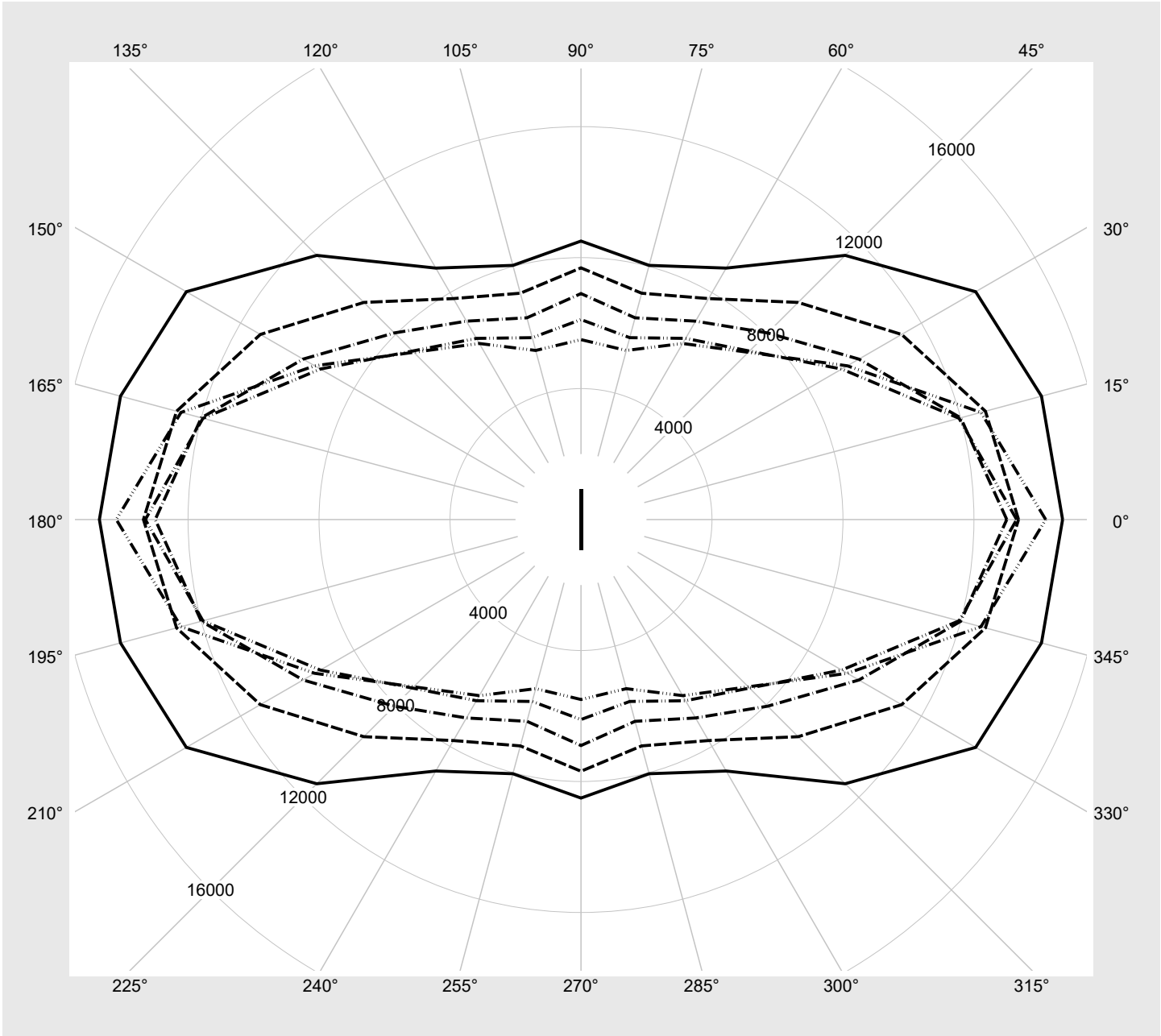
Leuchtdichten-Tabelle Max. für $\gamma \geq 65^\circ$	Lichttechnische Abmessungen in mm: L = 1480 B = 78	H(C0) = 13	H(C180) = 13	H(C90) = 0	H(C270) = 0
--	---	------------	--------------	------------	-------------

C-Ebenen	γ	Leuchtdichte in cd/m ²						
		0° 180°	15° 165° 195° 345°	30° 150° 210° 330°	45° 135° 225° 315°	60° 120° 240° 300°	75° 105° 255° 285°	90° 270°
45°		38756.6	40388.1	42034.7	35454.3	24242.2	18041.6	16823.7
50°		28896.4	30046.4	31420.2	26073.6	17668.0	13652.1	13112.0
55°		22144.4	22846.6	23583.8	19222.8	13310.7	10942.3	10959.8
60°		17468.8	17758.3	17857.8	14527.2	10561.9	9201.5	9540.3
65°		14707.8	14559.1	13917.4	11410.3	8867.9	8036.6	8505.6
70°		13362.3	12786.3	11307.1	9378.7	7793.2	7156.4	7686.7
75°		13003.1	12004.5	9800.2	8061.1	6996.8	6379.1	6901.6
80°		13305.1	11952.2	9193.0	7278.0	6388.9	5751.2	6107.7
85°		14191.7	12645.1	9391.0	7224.3	6209.2	5346.8	5495.6

Lichttechnischer Prüfbefund

Familie Licross® 11 Protected	Bestell-Nr.: 51TP12DN4FXME EAN: 4058352988961	LP-Nummer 58523_225
--	--	--------------------------------------

Leuchtdichten in cd/m² γ 65° γ 70° γ 75° γ 80° γ 85° **siteco**



Lichttechnischer Prüfbefund

Familie Licross® 11 Protected	Bestell-Nr.: 51TP12DN4FXME EAN: 4058352988961	LP-Nummer 58523_225
---	--	--------------------------------------

Dimmstufen-Tabelle	Umgebungstemperatur: 25°C	sITeco
---------------------------	---------------------------	---------------

Lichtstrom [%]	Dimmstufe linear	Dimmstufe logarithmisch	Lichtstrom [lm]	Systemleistung [W]
100	254	254	15270	87.3
95	240	252	14500	82.4
90	226	250	13719	77.5
85	213	248	12985	72.9
80	200	245	12243	68.3
75	186	243	11437	63.6
70	173	240	10682	59.1
65	160	237	9923	54.7
60	147	234	9156	50.2
55	134	231	8380	45.9
50	122	227	7660	41.9
45	109	223	6875	37.7
40	96	218	6081	33.4
35	84	213	5341	29.4
30	72	208	4594	25.7
25	60	201	3841	21.8
20	48	193	3080	17.9
15	36	182	2314	14.0
10	24	168	1543	10.1
5	12	142	765	6.4
2	4	102	243	4.0