


Lichttechnischer Prüfbefund

Familie
Licross® Protected

Bestell-Nr.: 51TP12CN4DXLD
EAN: 4058352418475

LP-Nummer
58523_24



Ausführung Prismenabdeckung, satiniert, breit strahlend
Bestückung LED 4000 K | CRI ≥ 80
Betriebsgerät EVG-Multilumen CLOi
Einstellung AC-Betrieb
Bemessungswerte Nettolichtstrom = 13270 lm
 Systemleistung = 78.7 W
 Lichtausbeute = 168.6 lm/W

Seriendokumentation
26.08.2020

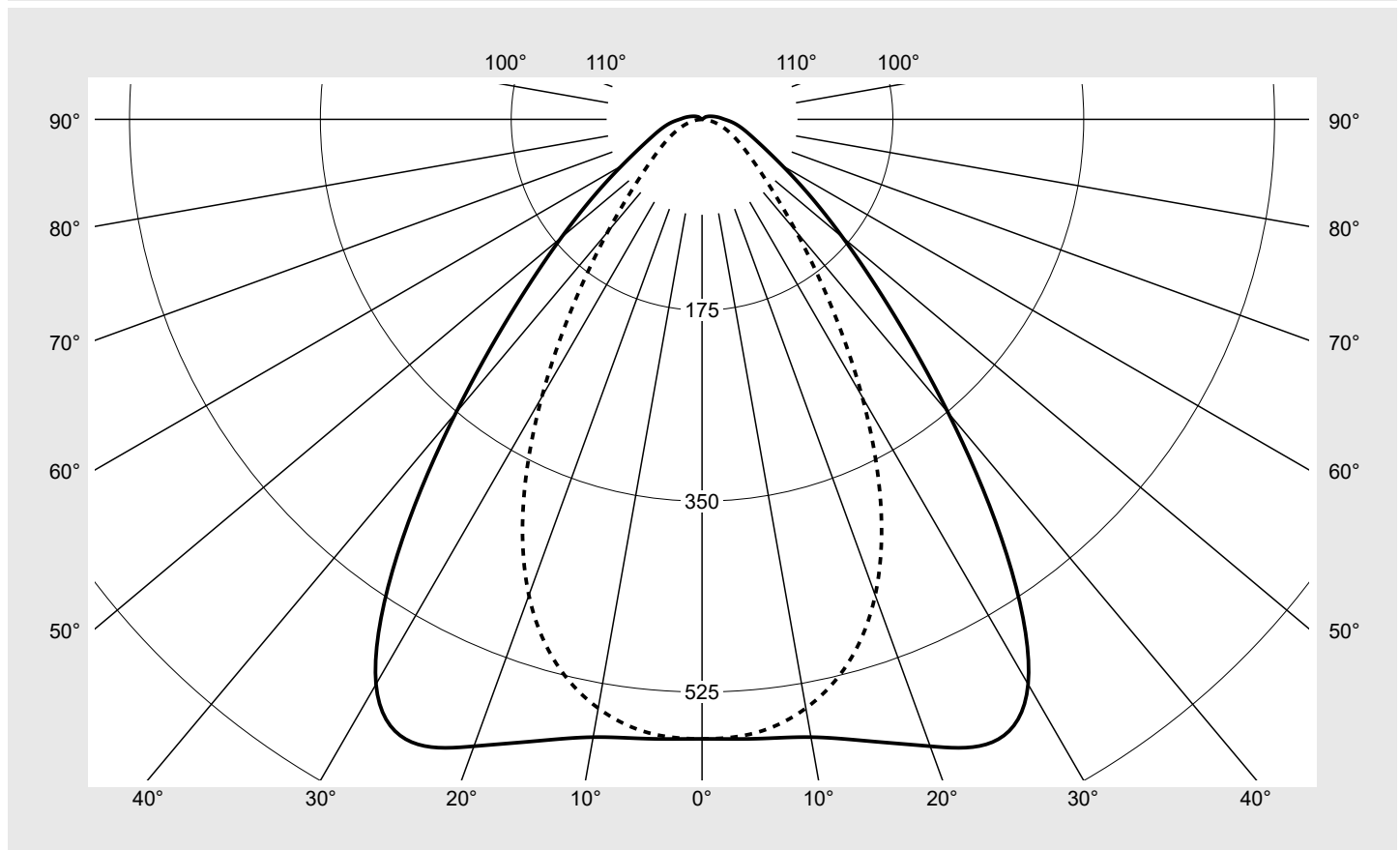
siteco

Lichtstärke in cd/klm

C180-0

C270-90

Imax: 630 cd/klm



Klassifizierungen

DIN 5040 A 5 1
 CIE N1=70 N2=91 N3=97
 N4=98 N5=100

Leuchtenbetriebswirkungsgrade

η_{LB} 100,0%
 ϕ_u 98,3%
 ϕ_o 1,7%

Messbedingungen

DIN EN 13032 und DIN 5032

Lichttechnischer Prüfbefund

Familie Licross® Protected	Bestell-Nr.: 51TP12CN4DXLD EAN: 4058352418475	LP-Nummer 58523_24
Wertetabelle Lichtstärkemessung		Maximale Lichtstärke
		siteco

C- Ebenen	0° 180°	15°	30°	45°	60°	75°	90° 270°	Phi-Zone	Summe Phi-Zone
		165° 195° 345°	150° 210° 330°	135° 225° 315°	120° 240° 300°	105° 255° 285°			
Lichtstärke in cd/klm								Lichtstrom in lm/klm	
γ									
0°	568.0	568.0	568.0	568.0	568.0	568.0	568.0	3.4	3.4
5°	570.0	568.0	563.9	564.4	565.6	564.2	564.6	27.0	30.4
10°	575.1	572.9	563.4	557.9	553.3	549.0	548.2	53.3	83.7
15°	590.1	586.0	566.8	548.5	532.2	519.9	516.5	78.2	161.9
20°	611.6	603.6	568.7	531.0	496.5	471.9	464.3	100.3	262.2
25°	630.0	617.6	564.2	499.9	441.6	401.0	387.5	117.1	379.3
30°	598.0	589.4	536.5	452.4	368.0	311.9	293.8	123.5	502.8
35°	487.1	490.1	463.2	383.1	284.6	222.1	203.0	114.7	617.4
40°	351.1	360.8	359.1	297.2	205.7	150.3	134.3	94.9	712.3
45°	241.7	250.7	257.1	211.9	140.4	100.6	89.9	72.8	785.1
50°	168.3	174.0	178.9	144.5	94.4	69.8	63.7	54.4	839.5
55°	118.9	121.8	123.3	97.4	64.6	50.4	47.5	40.5	880.0
60°	85.1	85.8	84.4	66.1	45.7	37.4	36.1	30.1	910.0
65°	63.8	62.6	58.2	45.7	33.4	28.1	27.2	22.6	932.7
70°	50.4	47.7	40.8	32.1	24.8	20.7	19.9	17.3	949.9
75°	41.3	37.6	29.5	22.7	17.9	14.5	13.5	13.2	963.2
80°	34.0	30.0	21.9	15.9	12.4	9.4	8.0	10.0	973.1
85°	27.2	23.7	16.4	11.2	8.0	5.3	3.6	7.3	980.4
90°	20.7	17.9	12.0	7.4	4.6	2.2	0.4	5.0	985.4
95°	16.6	14.7	10.2	6.3	3.6	1.3	0.3	4.0	989.4
100°	13.2	11.9	8.5	5.2	2.7	0.8	0.3	3.2	992.6
105°	10.4	9.5	6.9	4.1	1.9	0.4	0.3	2.5	995.1
110°	8.2	7.4	5.5	3.1	1.2	0.3	0.3	1.9	997.0
115°	6.5	5.8	4.2	2.2	0.7	0.4	0.4	1.4	998.4
120°	4.9	4.3	3.0	1.4	0.6	0.5	0.5	1.0	999.4
125°	3.5	3.0	2.0	0.9	0.6	0.5	0.5	0.7	1000.0
130°	0.0	0.0	0.0	0.0	0.0	0.0	0.0	0.0	1000.0
135°	0.0	0.0	0.0	0.0	0.0	0.0	0.0	0.0	1000.0
140°	0.0	0.0	0.0	0.0	0.0	0.0	0.0	0.0	1000.0
145°	0.0	0.0	0.0	0.0	0.0	0.0	0.0	0.0	1000.0
150°	0.0	0.0	0.0	0.0	0.0	0.0	0.0	0.0	1000.0
155°	0.0	0.0	0.0	0.0	0.0	0.0	0.0	0.0	1000.0
160°	0.0	0.0	0.0	0.0	0.0	0.0	0.0	0.0	1000.0
165°	0.0	0.0	0.0	0.0	0.0	0.0	0.0	0.0	1000.0
170°	0.0	0.0	0.0	0.0	0.0	0.0	0.0	0.0	1000.0
175°	0.0	0.0	0.0	0.0	0.0	0.0	0.0	0.0	1000.0
180°	0.0	0.0	0.0	0.0	0.0	0.0	0.0	0.0	1000.0

Lichttechnischer Prüfbefund

Familie Licross® Protected	Bestell-Nr.: 51TP12CN4DXLD EAN: 4058352418475	LP-Nummer 58523_24
--------------------------------------	--	-------------------------------------

UGR-Tabelle		Standardraum									
		Blickrichtung quer zur Leuchte (C0)					Blickrichtung längs zur Leuchte (C90)				
Raumabmessungen											
x	y										
2H	2H	23,0	24,4	23,3	24,7	25,0	18,8	20,2	19,1	20,5	20,9
	3H	23,6	24,8	23,9	25,2	25,5	19,2	20,5	19,6	20,9	21,2
	4H	23,9	25,1	24,3	25,4	25,8	19,4	20,6	19,8	21,0	21,4
	6H	24,3	25,4	24,7	25,7	26,1	19,5	20,7	20,0	21,1	21,5
	8H	24,6	25,5	25,0	25,9	26,3	19,6	20,7	20,1	21,1	21,5
	12H	24,8	25,7	25,3	26,1	26,5	19,7	20,7	20,1	21,1	21,5
4H	2H	23,0	24,2	23,4	24,6	24,9	19,5	20,6	19,9	21,0	21,4
	3H	23,7	24,8	24,2	25,1	25,6	20,0	21,0	20,4	21,4	21,8
	4H	24,2	25,1	24,6	25,5	25,9	20,3	21,2	20,7	21,6	22,0
	6H	24,7	25,5	25,2	26,0	26,4	20,5	21,3	21,0	21,7	22,2
	8H	25,1	25,8	25,5	26,2	26,7	20,6	21,3	21,0	21,7	22,2
	12H	25,5	26,0	25,9	26,5	27,0	20,6	21,3	21,1	21,7	22,2
8H	4H	24,2	24,9	24,7	25,4	25,8	20,6	21,3	21,1	21,7	22,2
	6H	24,8	25,4	25,3	25,9	26,4	20,9	21,5	21,4	22,0	22,5
	8H	25,3	25,8	25,8	26,3	26,8	21,0	21,6	21,5	22,1	22,6
	12H	25,8	26,2	26,3	26,7	27,2	21,2	21,6	21,7	22,1	22,6
12H	4H	24,2	24,8	24,7	25,3	25,8	20,7	21,3	21,2	21,7	22,2
	6H	24,9	25,4	25,4	25,9	26,4	21,1	21,5	21,6	22,0	22,5
	8H	25,3	25,7	25,8	26,2	26,8	21,2	21,6	21,7	22,2	22,7

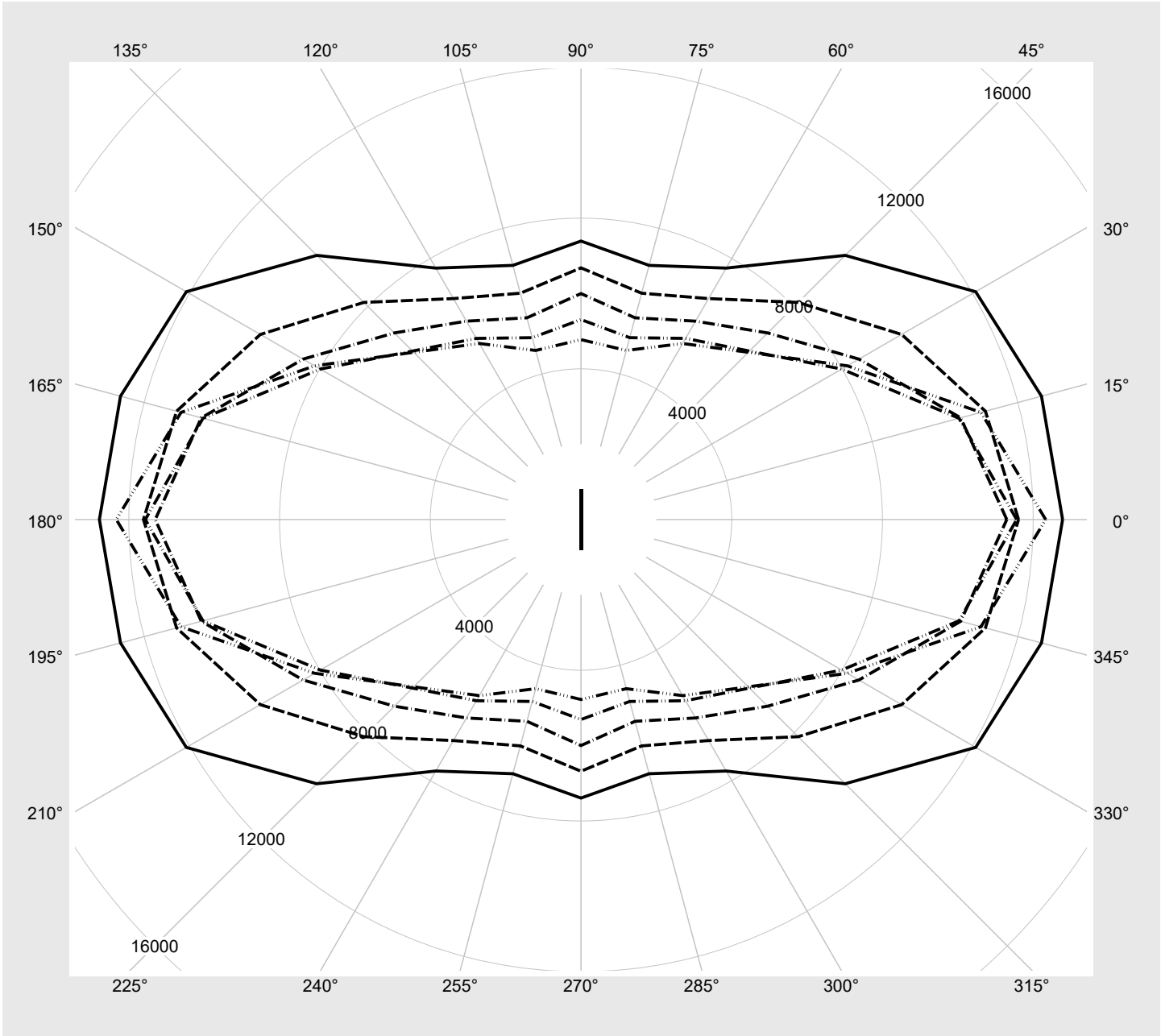
Leuchtdichten-Tabelle Max. für $\gamma \geq 65^\circ$	Lichttechnische Abmessungen in mm: L = 1480 B = 78	H(C0) = 13	H(C180) = 13
		H(C90) = 0	H(C270) = 0

C-Ebenen	γ	Leuchtdichte in cd/m ²						
		0° 180°	15° 165° 195° 345°	30° 150° 210° 330°	45° 135° 225° 315°	60° 120° 240° 300°	75° 105° 255° 285°	90° 270°
45°		33680.4	35098.2	36529.2	30810.6	21067.0	15678.6	14620.2
50°		25111.7	26111.1	27304.9	22658.6	15353.9	11864.0	11394.7
55°		19244.0	19854.2	20494.9	16705.1	11567.3	9509.1	9524.4
60°		15180.8	15432.4	15518.8	12624.5	9178.5	7996.3	8290.8
65°		12781.4	12652.2	12094.5	9915.8	7706.4	6984.0	7391.6
70°		11612.1	11111.6	9826.1	8150.3	6772.5	6219.1	6679.9
75°		11300.0	10432.2	8516.6	7005.3	6080.4	5543.6	5997.6
80°		11562.4	10386.8	7988.9	6324.7	5552.1	4997.9	5307.7
85°		12332.9	10988.9	8161.0	6278.1	5395.9	4646.5	4775.8

Lichttechnischer Prüfbefund

Familie Licross® Protected	Bestell-Nr.: 51TP12CN4DXLD EAN: 4058352418475	LP-Nummer 58523_24
---	--	-------------------------------------

Leuchtdichten in cd/m² γ 65° γ 70° γ 75° γ 80° γ 85° **siteco**



Lichttechnischer Prüfbefund

Familie Licross® Protected	Bestell-Nr.: 51TP12CN4DXLD EAN: 4058352418475	LP-Nummer 58523_24
--------------------------------------	--	-------------------------------------

Multilumen-Tabelle	Umgebungstemperatur: 25°C	siteco
---------------------------	---------------------------	---------------

DIP-Stufe	Schalterstellung			Lichtstrom [lm]	Systemleistung [W]	Systemleistung [W] Lebensdauerende	Systemleistung [W] Durchschnitt
	1	2	3				
1	A	C	E	13270	78.7	87.9	83.3
2	A	C	F	12060	70.6	78.8	74.7
3	A	D	E	11030	64.0	71.2	67.6
4	A	D	F	10050	57.8	64.0	60.9
5	B	C	E	9060	51.7	57.0	54.4
6	B	C	F	8060	45.7	50.4	48.0
7	B	D	E	7040	39.7	43.5	41.6
8	B	D	F	6080	34.2	37.6	35.9