


Lichttechnischer Prüfbefund

Familie
LATERNE LED



Bestell-Nr.: **5XA5255KF14H + 5XA54000XS**
EAN: **4058352833483 + 4050737730073**

LP-Nummer
59067_26

Ausführung Mastaufsatz- oder Montage am Wandausleger, Spreader-Element, strukturiert
Optik asymmetrisch, breit strahlend (ST1.2a)
Abdeckung Abdeckung klar, PMMA
Bestückung LED 4000 K | CRI ≥ 70
Betriebsgerät EVG SITECO iQ
Bemessungswerte Nettolichtstrom = 1450 lm
Systemleistung = 10.0 W
Lichtausbeute = 145 lm/W

Seriendokumentation
08.07.2022

siteco

Lichtstärke in cd/klm

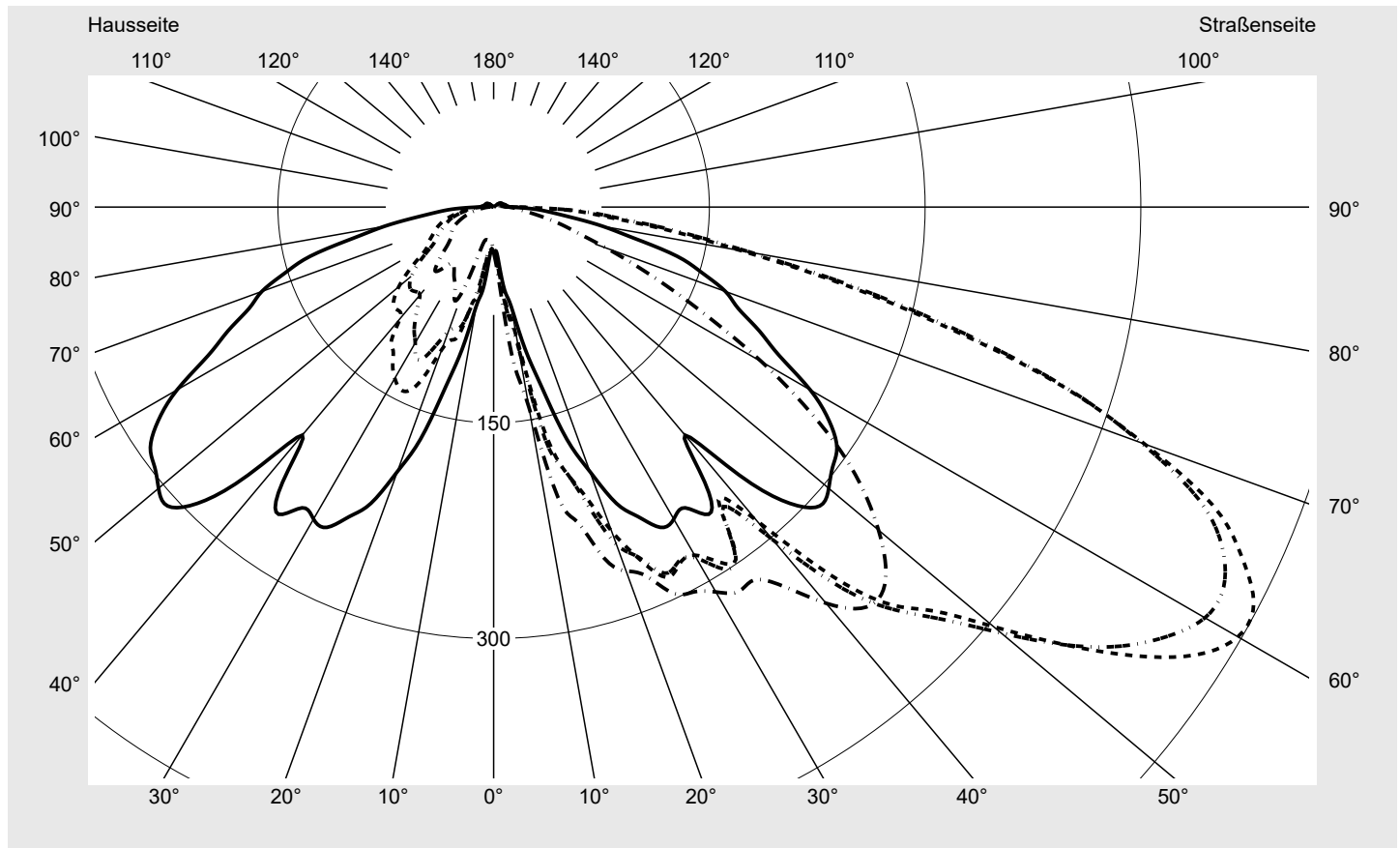
C180-0

C205-25

C210-30

C270-90

Imax: 598 cd/klm



Leuchtenbetriebswirkungsgrade

Eta	100.0%
Eta 0° - 90°	97.6%
Eta 90° - 180°	2.4%

Lichtstärkeklasse nach EN13201-2

Klasse:	G1
Imax 70°	481.7
Imax 80°	181.8
Imax 90°	18.2
Imax >90°	9.9
Imax >95°	8.8

Messbedingungen

DIN EN 13032 und DIN 5032

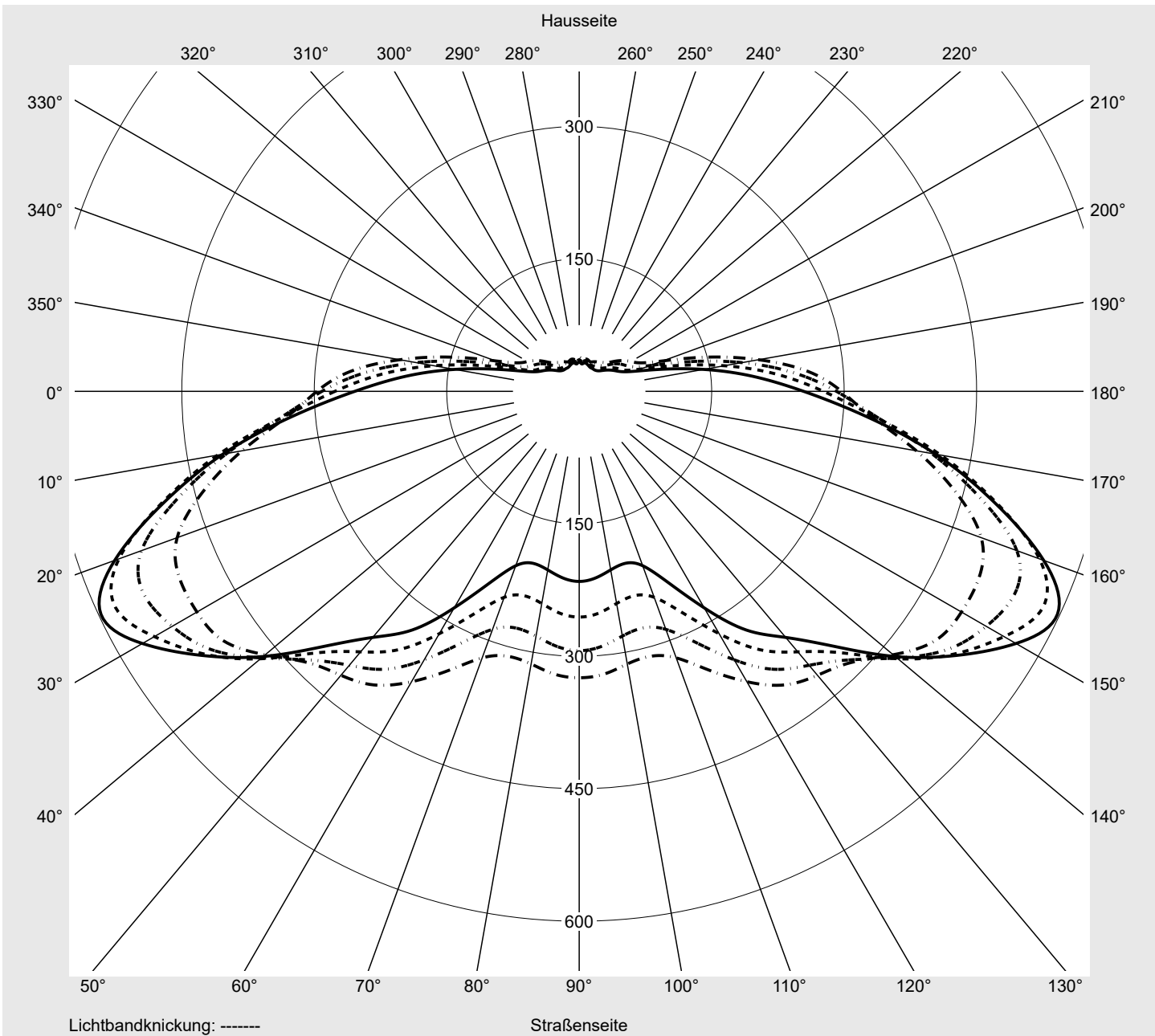
Lichttechnischer Prüfbefund

Familie
LATERNE LED

Bestell-Nr.: 5XA5255KF14H + 5XA54000XS
EAN: 4058352833483 + 4050737730073

LP-Nummer
59067_26

Kegelmantelkurven in cd/klm **KMK 60°** **KMK 57,5°** **KMK 55°** **KMK 52,5°**



Lichttechnischer Prüfbefund

Familie LATERNE LED	Bestell-Nr.: 5XA5255KF14H + 5XA54000XS EAN: 4058352833483 + 4050737730073	LP-Nummer 59067_26
Wertetabelle Lichtstärkemessung		Maximale Lichtstärke
		siteco

C- Ebenen	0° 180°	5° 175°	10° 170°	15° 165°	20° 160°	25° 155°	30° 150°	35° 145°	40° 140°	45° 135°	50° 130°	55° 125°	60° 120°
γ	Lichtstärke in cd/klm												
0,0°	31.4	31.4	31.4	31.4	31.4	31.4	31.4	31.4	31.4	31.4	31.4	31.4	31.4
2,5°	30.4	30.7	31.2	31.5	32.7	32.9	33.5	34.1	34.9	36.1	36.9	37.8	38.1
5,0°	36.9	39.2	40.6	42.9	45.4	47.1	49.1	51.4	54.0	56.5	58.8	59.9	61.6
7,5°	58.2	61.6	64.5	66.5	67.6	70.1	74.7	78.1	80.7	85.2	88.3	92.9	96.8
10,0°	70.1	73.8	78.1	81.2	86.1	92.3	99.1	108.8	118.7	127.2	132.9	134.9	136.0
12,5°	101.1	124.4	123.8	124.7	139.2	154.2	165.0	165.9	163.9	166.1	169.3	172.4	174.4
15,0°	130.1	140.0	152.2	171.2	186.3	189.1	188.9	194.0	194.8	201.1	200.8	205.6	208.5
17,5°	169.3	180.6	195.4	201.9	204.5	209.9	216.7	220.4	225.5	228.0	226.1	228.3	230.6
20,0°	195.7	209.9	225.2	233.7	235.1	239.7	249.6	239.7	235.1	240.5	242.0	242.5	242.5
22,5°	222.9	232.3	248.2	259.9	263.3	265.0	263.5	260.4	254.7	258.4	257.6	259.9	266.4
25,0°	237.4	252.2	266.1	276.9	284.3	284.0	280.9	275.2	268.4	269.5	270.1	277.2	282.6
27,5°	251.1	262.4	275.2	275.5	278.0	279.7	278.0	280.9	282.0	284.3	290.2	293.9	298.5
30,0°	250.5	258.7	267.8	271.5	277.5	279.5	281.7	286.0	294.8	301.0	307.6	310.1	314.1
32,5°	247.9	256.7	268.9	276.3	287.1	292.8	298.5	307.0	312.7	323.2	332.0	333.7	329.2
35,0°	260.7	269.8	278.0	283.4	290.2	293.4	291.9	301.0	305.3	314.4	329.4	331.1	330.0
37,5°	241.1	242.2	246.2	254.2	257.6	256.7	262.4	281.7	304.7	322.9	334.0	342.8	351.3
40,0°	207.0	213.0	229.5	253.3	272.1	284.6	301.9	325.2	342.2	354.1	362.1	374.6	377.7
42,5°	252.8	273.8	298.2	315.0	332.3	347.3	360.1	370.3	378.0	382.8	389.9	396.2	391.9
45,0°	291.4	313.0	342.8	365.8	382.0	391.1	396.5	402.4	404.4	407.8	409.5	406.1	402.1
47,5°	307.6	328.3	361.2	392.8	410.7	415.8	424.6	432.5	429.1	420.9	420.0	417.8	409.2
50,0°	304.2	330.0	374.6	414.1	443.6	453.8	460.6	464.9	453.3	435.6	425.7	417.8	401.3
52,5°	297.1	332.6	387.7	441.6	484.5	499.5	499.8	492.2	464.0	434.5	419.7	405.8	379.7
55,0°	291.4	339.1	405.3	471.4	527.4	543.9	532.2	509.5	469.7	430.3	405.0	384.2	351.0
57,5°	276.6	337.4	415.8	489.6	554.6	579.4	555.5	518.6	471.1	418.6	385.1	357.3	316.9
60,0°	254.2	326.3	409.8	487.1	559.8	597.5	571.1	521.4	467.2	408.4	363.8	330.0	283.1
62,5°	224.1	302.7	389.9	465.5	543.3	595.8	572.3	515.5	456.1	391.9	338.5	298.5	247.9
65,0°	203.9	279.2	364.1	434.8	511.5	573.7	558.9	497.0	433.4	368.6	314.1	267.0	217.0
67,5°	184.0	262.4	340.2	401.6	471.4	541.0	530.5	465.8	401.0	338.8	285.1	237.4	186.0
70,0°	171.5	243.1	313.0	360.7	418.0	481.7	479.1	419.5	360.7	305.0	255.0	206.7	168.4
72,5°	151.9	219.2	282.0	320.3	362.7	415.5	417.5	365.2	309.0	257.3	216.4	183.2	138.9
75,0°	132.1	190.0	234.0	265.0	295.6	331.1	338.0	297.9	249.3	209.0	176.6	152.8	115.0
77,5°	100.0	141.4	177.8	203.6	228.6	250.8	258.2	228.0	189.1	158.2	139.7	130.4	114.7
80,0°	77.2	102.8	127.5	146.5	160.7	175.2	181.8	164.7	141.7	119.8	106.5	101.7	80.4
82,5°	54.2	72.1	87.2	101.7	112.5	121.8	128.9	122.7	108.5	89.7	75.8	70.4	52.5
85,0°	38.9	49.4	59.9	68.2	73.6	79.8	86.3	86.3	77.5	63.0	53.1	47.4	37.8
87,5°	26.4	34.1	40.6	47.4	50.3	54.0	58.5	57.9	52.5	44.0	37.8	34.6	29.8
90,0°	10.8	11.4	11.9	12.8	13.6	14.5	16.2	17.6	17.6	17.6	17.6	18.2	17.3
92,5°	8.5	8.5	9.1	9.1	9.4	9.7	9.7	9.7	9.9	9.9	9.9	9.9	9.9
95,0°	8.0	8.0	8.5	8.5	8.8	9.1	9.1	9.1	9.1	9.1	9.4	9.4	9.4
97,5°	7.4	7.4	8.0	8.0	8.0	8.2	8.2	8.5	8.5	8.5	8.8	8.8	8.8
100,0°	6.8	7.1	7.4	7.4	7.7	7.7	8.0	8.0	8.0	8.0	8.0	8.2	8.2
102,5°	6.5	6.8	6.8	6.8	6.8	7.1	7.4	7.4	7.4	7.4	7.4	7.7	8.0
105,0°	6.2	6.2	6.2	6.5	6.8	6.8	6.8	6.8	6.8	7.1	7.4	7.4	7.4
107,5°	6.0	6.2	6.2	6.2	6.5	6.5	6.8	6.8	6.8	6.8	6.8	6.8	7.4
110,0°	5.7	6.0	6.2	6.2	6.2	6.2	6.5	6.5	6.8	6.8	6.8	6.8	6.8
112,5°	5.7	5.7	6.0	6.0	6.2	6.2	6.2	6.2	6.5	6.5	6.8	6.8	6.8

Lichttechnischer Prüfbefund

Familie LATERNE LED	Bestell-Nr.: 5XA5255KF14H + 5XA54000XS EAN: 4058352833483 + 4050737730073	LP-Nummer 59067_26
Wertetabelle Lichtstärkemessung		Maximale Lichtstärke
		siteco

C- Ebenen	65° 115°	70° 110°	75° 105°	80° 100°	85° 95°	90°	185° 355°	190° 350°	195° 345°	200° 340°	205° 335°	210° 330°	215° 325°
γ	Lichtstärke in cd/klm												
0,0°	31.4	31.4	31.4	31.4	31.4	31.4	31.4	31.4	31.4	31.4	31.4	31.4	31.4
2,5°	38.3	38.9	39.2	39.2	39.5	39.8	30.1	29.5	29.5	29.0	29.0	28.7	28.4
5,0°	62.2	63.0	63.3	63.3	63.3	63.6	36.4	34.4	32.9	31.8	31.0	30.4	29.8
7,5°	102.8	107.4	111.3	112.7	111.9	111.3	53.4	49.4	43.5	38.9	34.9	32.7	32.1
10,0°	136.3	139.2	140.6	143.1	142.0	141.4	67.9	66.2	67.3	66.2	62.2	52.8	41.7
12,5°	177.2	181.2	187.7	197.7	204.5	206.7	88.6	81.5	73.6	69.3	68.2	69.6	67.0
15,0°	213.3	216.4	222.4	224.9	226.6	227.2	116.4	106.2	101.7	95.7	90.6	85.2	82.9
17,5°	235.4	240.0	245.4	251.6	254.5	256.2	141.4	126.1	113.0	104.5	96.8	88.0	79.2
20,0°	249.6	254.2	257.6	262.7	265.8	269.2	178.3	167.8	146.8	120.1	105.4	92.0	80.1
22,5°	270.1	272.4	275.2	276.3	276.9	277.7	201.9	188.6	168.4	149.1	128.9	103.4	84.3
25,0°	286.6	290.0	292.8	294.5	295.9	296.5	219.5	207.3	180.6	161.3	141.1	116.2	95.4
27,5°	303.0	307.3	307.9	305.3	303.0	301.6	234.0	214.1	188.0	166.1	142.0	117.3	92.3
30,0°	316.1	313.8	310.7	309.8	309.6	309.0	236.3	211.0	182.6	163.6	137.5	109.1	88.6
32,5°	325.2	319.2	314.1	313.5	315.0	316.9	232.3	205.0	177.5	153.9	130.6	102.8	81.5
35,0°	331.4	331.4	328.6	324.0	318.6	316.4	242.8	210.4	182.3	152.2	121.8	94.9	77.0
37,5°	354.7	350.5	339.7	333.1	331.4	332.8	232.3	203.9	178.6	153.9	116.7	86.6	72.4
40,0°	371.5	359.0	347.9	348.5	355.0	359.5	197.9	177.5	149.9	128.7	101.4	79.8	66.7
42,5°	379.7	367.2	361.2	365.8	373.5	378.3	226.6	192.3	159.6	126.9	97.7	79.8	68.4
45,0°	391.3	376.9	367.8	370.3	377.1	381.1	271.5	222.7	178.9	133.2	98.0	81.2	71.6
47,5°	391.6	371.5	359.8	361.8	367.2	369.8	279.7	229.8	178.9	128.1	93.7	79.2	70.7
50,0°	376.3	350.2	339.1	341.4	347.6	349.3	272.6	222.1	165.9	115.6	86.1	74.4	66.2
52,5°	348.5	321.2	310.7	313.5	321.5	324.3	259.9	206.2	149.7	100.8	76.4	67.6	60.8
55,0°	314.1	286.8	277.5	281.4	290.0	293.7	243.4	187.4	130.1	85.5	65.9	59.4	54.2
57,5°	276.6	248.2	239.7	244.0	252.2	255.6	224.1	167.0	112.5	73.6	56.8	51.4	46.6
60,0°	239.1	210.2	201.6	205.3	212.1	215.3	196.8	143.1	96.6	66.5	52.8	46.9	42.0
62,5°	201.1	172.7	163.3	166.4	172.1	173.8	169.5	122.1	83.5	61.1	50.3	44.3	39.2
65,0°	170.1	141.1	131.5	133.2	138.6	138.6	144.3	103.9	74.1	56.8	47.1	41.5	36.9
67,5°	141.4	113.3	103.7	103.7	106.2	108.5	127.8	90.3	68.2	53.1	44.6	38.6	34.1
70,0°	117.6	91.2	81.5	80.1	81.2	83.5	114.5	81.8	62.8	50.0	42.0	36.1	31.5
72,5°	96.3	72.1	62.8	60.5	61.6	63.6	101.1	72.4	57.4	46.0	38.9	33.2	28.4
75,0°	80.1	58.2	49.1	46.6	48.0	51.1	86.6	64.2	51.7	42.9	35.8	30.7	26.1
77,5°	66.7	45.7	37.5	35.2	36.9	39.8	68.7	51.7	43.2	36.1	31.0	27.0	23.0
80,0°	50.6	36.1	29.8	27.5	27.8	29.5	52.3	41.5	35.5	30.1	26.4	23.3	20.2
82,5°	37.8	27.5	22.7	21.3	21.6	22.2	39.8	32.4	28.1	24.4	21.6	19.3	16.8
85,0°	29.0	22.2	18.5	17.3	17.0	17.0	28.7	24.4	21.6	19.3	17.3	15.6	13.9
87,5°	23.9	19.0	16.2	14.8	14.2	14.2	21.3	18.2	16.5	15.1	13.6	12.5	11.1
90,0°	15.6	13.6	12.2	11.4	11.4	10.8	9.1	9.1	8.5	8.0	7.7	6.8	6.5
92,5°	9.9	9.9	9.7	9.7	9.9	9.7	8.0	7.4	7.1	6.8	6.2	6.0	5.7
95,0°	9.4	9.4	9.4	9.4	9.4	9.1	7.4	7.4	6.8	6.2	6.2	5.7	5.4
97,5°	8.8	8.8	8.8	8.8	8.8	8.5	7.1	6.8	6.2	6.2	5.7	5.7	5.1
100,0°	8.2	8.2	8.5	8.5	8.5	8.5	6.8	6.2	6.2	5.7	5.7	5.1	5.1
102,5°	8.0	8.0	8.0	8.0	8.0	8.0	6.2	6.0	5.7	5.7	5.1	5.1	4.5
105,0°	7.4	7.4	7.4	7.4	7.4	6.8	6.0	5.7	5.7	5.1	5.1	4.5	4.5
107,5°	7.4	7.4	7.4	7.4	7.4	6.8	5.7	5.7	5.4	5.1	5.1	4.5	4.5
110,0°	6.8	6.8	7.4	7.4	6.8	6.2	5.7	5.4	5.1	5.1	4.5	4.5	4.5
112,5°	6.8	6.8	6.8	6.8	6.2	4.0	5.4	5.4	5.1	5.1	4.5	4.5	4.5

Lichttechnischer Prüfbefund

Familie LATERNE LED	Bestell-Nr.: 5XA5255KF14H + 5XA54000XS EAN: 4058352833483 + 4050737730073	LP-Nummer 59067_26
Wertetabelle Lichtstärkemessung		Maximale Lichtstärke
		siteco

C-Ebenen	220° 320°	225° 315°	230° 310°	235° 305°	240° 300°	245° 295°	250° 290°	255° 285°	260° 280°	265° 275°	270°	Phi-Zone	Summe Phi-Zone
γ	Lichtstärke in cd/klm											Lichtstrom in lm/klm	
0,0°	31.4	31.4	31.4	31.4	31.4	31.4	31.4	31.4	31.4	31.4	31.4	0.0	0.0
2,5°	28.1	27.8	27.5	27.0	26.7	26.7	26.4	26.4	26.1	25.8	25.6	0.4	0.4
5,0°	29.3	28.7	27.5	26.7	26.1	25.6	25.3	25.0	24.7	24.4	24.4	1.0	1.4
7,5°	31.2	30.1	29.0	27.8	26.7	25.8	25.3	24.7	24.1	24.1	23.9	2.1	3.6
10,0°	33.8	30.4	29.3	27.8	26.4	25.3	24.4	23.9	23.6	23.6	23.3	3.7	7.3
12,5°	65.0	55.9	39.8	31.5	27.8	25.6	24.1	23.6	23.3	23.0	23.3	6.4	13.6
15,0°	74.1	68.7	66.5	62.8	54.2	39.8	31.8	28.4	26.7	24.7	24.4	9.4	23.0
17,5°	70.4	63.3	59.6	58.2	57.1	56.8	54.8	48.8	42.0	35.8	34.1	12.4	35.4
20,0°	69.0	61.1	57.1	55.4	54.8	54.5	54.5	54.8	55.4	59.1	60.2	15.5	50.9
22,5°	68.4	58.8	54.8	54.0	54.2	55.4	56.5	55.7	59.6	67.9	70.4	18.8	69.7
25,0°	75.0	59.6	54.0	53.4	54.8	56.8	61.3	59.1	59.9	63.3	63.6	22.2	91.9
27,5°	74.4	62.2	57.1	55.9	56.8	59.1	61.6	58.2	55.1	57.7	58.5	24.9	116.8
30,0°	73.6	65.9	61.6	59.9	59.4	58.8	58.8	55.7	52.3	54.0	55.1	27.3	144.1
32,5°	72.7	67.0	65.0	63.6	60.8	58.2	55.7	53.7	49.4	50.6	51.1	29.9	174.1
35,0°	66.7	64.8	64.2	65.0	63.9	60.5	56.2	52.8	47.7	48.0	48.8	32.2	206.2
37,5°	64.5	60.5	61.6	63.0	61.6	59.9	57.7	55.4	50.3	48.8	49.4	33.5	239.7
40,0°	60.8	57.1	55.1	57.1	59.4	59.1	57.9	57.4	54.8	54.5	56.2	36.0	275.8
42,5°	57.7	51.4	50.0	49.7	50.8	52.5	54.0	55.7	55.9	57.9	60.2	41.4	317.1
45,0°	60.5	50.6	46.9	47.1	46.9	46.6	47.7	50.6	51.4	52.5	55.1	46.2	363.3
47,5°	60.8	51.4	46.6	44.0	44.0	43.2	43.2	44.9	45.4	45.7	48.8	49.2	412.5
50,0°	57.7	50.0	45.4	43.2	40.9	39.5	39.5	40.3	40.6	40.0	42.6	51.2	463.6
52,5°	53.1	46.0	42.6	40.0	38.6	36.9	35.8	37.2	36.9	36.1	38.6	52.3	516.0
55,0°	47.7	41.5	38.1	36.4	35.8	34.9	34.6	35.5	35.2	33.8	35.8	52.9	568.8
57,5°	41.7	37.2	34.1	32.9	32.7	32.7	32.7	33.8	33.8	32.4	34.6	52.4	621.2
60,0°	37.2	32.9	30.7	29.8	29.8	29.8	31.0	32.4	32.7	31.2	33.5	51.0	672.2
62,5°	34.4	30.1	28.1	27.0	27.3	27.5	28.4	30.4	31.0	29.5	31.8	48.5	720.7
65,0°	32.1	28.1	26.1	25.3	25.3	25.3	26.1	27.5	28.4	27.3	29.5	45.5	766.3
67,5°	29.8	26.1	24.1	23.0	23.0	23.0	23.6	25.3	25.6	24.7	26.7	42.1	808.4
70,0°	27.5	24.4	22.4	21.3	21.0	21.0	21.3	22.4	23.3	22.4	23.9	38.2	846.6
72,5°	25.0	21.9	20.4	19.3	19.3	18.7	19.0	19.9	20.4	19.6	21.0	33.5	880.1
75,0°	22.4	19.9	18.2	17.3	17.0	16.8	16.8	17.3	17.6	17.0	18.2	28.1	908.2
77,5°	19.6	17.6	16.2	15.3	14.8	14.5	14.2	14.8	14.8	14.5	15.3	22.4	930.5
80,0°	17.3	15.1	13.9	12.8	12.5	11.9	11.6	11.6	11.9	11.4	11.9	16.8	947.3
82,5°	14.5	12.8	11.6	10.8	10.2	9.7	9.7	9.1	9.1	8.8	9.1	12.3	959.7
85,0°	12.2	10.8	9.9	9.1	8.5	8.0	7.4	7.4	7.1	6.8	6.8	8.8	968.5
87,5°	9.9	8.8	8.0	7.4	6.8	6.5	6.2	5.7	5.4	5.1	5.1	6.4	974.9
90,0°	6.2	5.7	5.7	5.1	5.1	4.5	4.3	4.0	4.0	3.4	3.4	2.8	977.7
92,5°	5.1	5.1	4.8	4.5	4.5	4.0	4.0	4.0	3.4	3.4	3.4	2.0	979.8
95,0°	5.1	4.8	4.5	4.3	4.0	4.0	4.0	3.4	3.4	3.4	3.4	1.9	981.7
97,5°	4.8	4.5	4.5	4.0	4.0	3.7	3.7	3.4	3.4	2.8	3.4	1.8	983.5
100,0°	4.5	4.5	4.3	4.0	4.0	4.0	3.4	3.4	3.4	3.1	3.4	1.7	985.2
102,5°	4.5	4.0	4.0	4.0	3.4	3.4	3.4	3.1	2.8	2.8	2.8	1.6	986.8
105,0°	4.3	4.0	4.0	3.7	3.4	3.4	3.4	3.1	2.8	2.8	2.8	1.5	988.3
107,5°	4.0	4.0	4.0	4.0	3.4	3.4	3.4	2.8	2.8	2.8	2.8	1.4	989.7
110,0°	4.0	4.0	4.0	3.4	3.4	3.4	3.4	2.8	2.8	2.8	2.3	1.4	991.1
112,5°	4.0	4.0	4.0	3.7	3.4	3.4	3.4	3.1	2.8	2.6	2.3	1.3	992.4

Lichttechnischer Prüfbefund

Familie LATERNE LED	Bestell-Nr.: 5XA5255KF14H + 5XA54000XS EAN: 4058352833483 + 4050737730073	LP-Nummer 59067_26
Wertetabelle Lichtstärkemessung		Maximale Lichtstärke
		siteco

C- Ebenen	0° 180°	5° 175°	10° 170°	15° 165°	20° 160°	25° 155°	30° 150°	35° 145°	40° 140°	45° 135°	50° 130°	55° 125°	60° 120°
γ	Lichtstärke in cd/klm												
115,0°	5.7	5.7	5.7	6.0	6.2	6.2	6.2	6.2	6.2	6.5	6.5	6.8	6.8
117,5°	5.1	5.7	5.7	5.7	5.7	6.0	6.0	6.2	6.2	6.2	6.2	6.2	6.2
120,0°	5.1	5.1	5.4	5.4	5.7	5.7	5.7	5.7	5.7	5.7	6.2	6.2	6.2
122,5°	4.5	4.8	4.8	4.8	5.1	5.1	5.1	5.1	5.1	5.4	5.7	5.7	5.7
125,0°	3.7	4.0	4.0	4.0	4.0	4.0	4.0	4.0	4.0	4.5	4.5	4.5	4.5
127,5°	2.8	2.8	2.8	2.8	2.8	2.8	2.8	2.8	2.8	2.8	2.8	2.8	2.8
130,0°	2.0	2.0	2.0	2.0	1.7	2.0	1.7	1.7	1.7	1.7	1.7	1.7	1.7
132,5°	1.7	1.7	1.7	1.7	1.7	1.7	1.7	1.7	1.7	1.7	1.7	1.7	1.7
135,0°	1.7	1.7	1.7	1.7	1.4	1.4	1.4	1.4	1.1	1.1	1.4	1.1	1.1
137,5°	1.1	1.1	1.1	1.1	1.1	1.1	1.1	1.1	1.1	1.1	1.1	1.1	1.1
140,0°	1.1	1.1	1.1	1.1	1.1	1.1	1.1	0.9	0.9	0.9	0.9	0.6	0.6
142,5°	0.6	0.6	0.6	0.6	0.6	0.6	0.6	0.6	0.6	0.6	0.6	0.6	0.6
145,0°	0.6	0.6	0.6	0.6	0.6	0.6	0.6	0.6	0.6	0.6	0.6	0.6	0.6
147,5°	0.0	0.0	0.0	0.0	0.0	0.0	0.0	0.0	0.0	0.0	0.0	0.0	0.0
150,0°	0.0	0.0	0.0	0.0	0.0	0.0	0.0	0.0	0.0	0.0	0.0	0.0	0.0
152,5°	0.0	0.0	0.0	0.0	0.0	0.0	0.0	0.0	0.0	0.0	0.0	0.0	0.0
155,0°	0.0	0.0	0.0	0.0	0.0	0.0	0.0	0.0	0.0	0.0	0.0	0.0	0.0
157,5°	0.0	0.0	0.0	0.0	0.0	0.0	0.0	0.0	0.0	0.0	0.0	0.0	0.0
160,0°	0.0	0.0	0.0	0.0	0.0	0.0	0.0	0.0	0.0	0.0	0.0	0.0	0.0
162,5°	0.0	0.0	0.0	0.0	0.0	0.0	0.0	0.0	0.0	0.0	0.0	0.0	0.0
165,0°	0.0	0.0	0.0	0.0	0.0	0.0	0.0	0.0	0.0	0.0	0.0	0.0	0.0
167,5°	0.0	0.0	0.0	0.0	0.0	0.0	0.0	0.0	0.0	0.0	0.0	0.0	0.0
170,0°	0.0	0.0	0.0	0.0	0.0	0.0	0.0	0.0	0.0	0.0	0.0	0.0	0.0
172,5°	0.0	0.0	0.0	0.0	0.0	0.0	0.0	0.0	0.0	0.0	0.0	0.0	0.0
175,0°	0.0	0.0	0.0	0.0	0.0	0.0	0.0	0.0	0.0	0.0	0.0	0.0	0.0
177,5°	0.0	0.0	0.0	0.0	0.0	0.0	0.0	0.0	0.0	0.0	0.0	0.0	0.0
180,0°	0.0	0.0	0.0	0.0	0.0	0.0	0.0	0.0	0.0	0.0	0.0	0.0	0.0

Lichttechnischer Prüfbefund

Familie LATERNE LED	Bestell-Nr.: 5XA5255KF14H + 5XA54000XS EAN: 4058352833483 + 4050737730073	LP-Nummer 59067_26
Wertetabelle Lichtstärkemessung		Maximale Lichtstärke
		siteco

C- Ebenen	65° 115°	70° 110°	75° 105°	80° 100°	85° 95°	90°	185° 355°	190° 350°	195° 345°	200° 340°	205° 335°	210° 330°	215° 325°
γ	Lichtstärke in cd/klm												
115,0°	6.8	6.8	6.8	6.8	5.4	2.3	5.4	5.1	5.1	5.1	4.5	4.5	4.3
117,5°	6.5	6.8	6.8	6.8	4.8	2.3	5.1	5.1	4.8	4.8	4.5	4.5	4.0
120,0°	6.2	6.2	6.2	6.2	4.0	1.7	5.1	4.8	4.5	4.5	4.5	4.0	4.0
122,5°	5.7	5.7	5.7	5.7	3.7	1.7	4.5	4.5	4.3	4.0	4.0	4.0	3.7
125,0°	4.5	4.5	4.5	4.5	2.8	1.7	3.7	3.7	3.4	3.4	3.4	3.1	2.8
127,5°	2.8	2.8	3.4	2.8	1.7	1.1	2.8	2.6	2.6	2.6	2.6	2.6	2.3
130,0°	1.7	1.7	1.7	1.7	1.1	1.1	2.0	2.0	2.0	2.0	2.0	2.0	2.3
132,5°	1.7	1.7	1.7	1.4	1.1	1.1	1.7	1.7	1.7	1.7	1.7	1.7	1.7
135,0°	1.1	1.1	1.1	1.1	0.9	0.6	1.7	1.7	1.7	1.7	1.7	1.7	1.7
137,5°	1.1	1.1	1.1	1.1	0.6	0.6	1.1	1.4	1.1	1.4	1.4	1.7	1.4
140,0°	0.6	0.6	0.6	0.6	0.6	0.6	1.1	1.1	1.1	1.1	1.1	1.1	1.1
142,5°	0.6	0.6	0.6	0.6	0.6	0.6	0.9	0.9	1.1	1.1	1.1	1.1	1.1
145,0°	0.6	0.6	0.6	0.6	0.6	0.6	0.6	0.6	0.6	0.9	0.9	1.1	1.1
147,5°	0.0	0.0	0.0	0.0	0.0	0.0	0.0	0.0	0.0	0.0	0.0	0.0	0.0
150,0°	0.0	0.0	0.0	0.0	0.0	0.0	0.0	0.0	0.0	0.0	0.0	0.0	0.0
152,5°	0.0	0.0	0.0	0.0	0.0	0.0	0.0	0.0	0.0	0.0	0.0	0.0	0.0
155,0°	0.0	0.0	0.0	0.0	0.0	0.0	0.0	0.0	0.0	0.0	0.0	0.0	0.0
157,5°	0.0	0.0	0.0	0.0	0.0	0.0	0.0	0.0	0.0	0.0	0.0	0.0	0.0
160,0°	0.0	0.0	0.0	0.0	0.0	0.0	0.0	0.0	0.0	0.0	0.0	0.0	0.0
162,5°	0.0	0.0	0.0	0.0	0.0	0.0	0.0	0.0	0.0	0.0	0.0	0.0	0.0
165,0°	0.0	0.0	0.0	0.0	0.0	0.0	0.0	0.0	0.0	0.0	0.0	0.0	0.0
167,5°	0.0	0.0	0.0	0.0	0.0	0.0	0.0	0.0	0.0	0.0	0.0	0.0	0.0
170,0°	0.0	0.0	0.0	0.0	0.0	0.0	0.0	0.0	0.0	0.0	0.0	0.0	0.0
172,5°	0.0	0.0	0.0	0.0	0.0	0.0	0.0	0.0	0.0	0.0	0.0	0.0	0.0
175,0°	0.0	0.0	0.0	0.0	0.0	0.0	0.0	0.0	0.0	0.0	0.0	0.0	0.0
177,5°	0.0	0.0	0.0	0.0	0.0	0.0	0.0	0.0	0.0	0.0	0.0	0.0	0.0
180,0°	0.0	0.0	0.0	0.0	0.0	0.0	0.0	0.0	0.0	0.0	0.0	0.0	0.0

Lichttechnischer Prüfbefund

Familie LATERNE LED	Bestell-Nr.: 5XA5255KF14H + 5XA54000XS EAN: 4058352833483 + 4050737730073	LP-Nummer 59067_26
Wertetabelle Lichtstärkemessung		Maximale Lichtstärke
		siteco

C- Ebenen	220° 320°	225° 315°	230° 310°	235° 305°	240° 300°	245° 295°	250° 290°	255° 285°	260° 280°	265° 275°	270°	Phi-Zone	Summe Phi-Zone
γ	Lichtstärke in cd/klm											Lichtstrom in lm/klm	
115,0°	4.0	4.0	4.0	4.0	3.4	3.4	3.4	3.4	2.8	2.3	1.7	1.3	993.7
117,5°	4.0	4.0	4.0	3.4	3.4	3.4	3.4	2.8	2.8	2.3	1.7	1.2	994.9
120,0°	4.0	4.0	3.4	3.4	3.4	3.1	2.8	2.8	2.8	2.3	1.7	1.1	996.0
122,5°	3.4	3.4	3.4	3.1	2.8	2.8	2.8	2.8	2.8	2.3	1.7	1.0	997.0
125,0°	2.8	2.8	2.8	2.8	2.6	2.6	2.3	2.3	2.3	1.7	1.7	0.8	997.8
127,5°	2.3	2.3	2.3	2.3	2.3	2.3	2.3	2.0	1.7	1.7	1.7	0.6	998.3
130,0°	2.3	2.3	2.3	2.0	1.7	1.7	1.7	1.7	1.7	1.7	1.7	0.4	998.7
132,5°	1.7	1.7	1.7	1.7	1.7	1.7	1.7	1.7	1.7	1.1	1.7	0.3	999.1
135,0°	1.7	1.7	1.7	1.7	1.7	1.7	1.7	1.7	1.4	1.1	1.1	0.3	999.3
137,5°	1.7	1.7	1.7	1.1	1.4	1.7	1.1	1.1	1.1	1.1	1.1	0.2	999.6
140,0°	1.1	1.1	1.1	1.1	1.1	1.1	1.1	1.1	1.1	1.1	1.1	0.2	999.7
142,5°	1.1	1.1	1.1	1.1	1.1	1.1	1.1	1.1	1.1	1.1	1.1	0.1	999.9
145,0°	0.9	1.1	1.1	1.1	1.1	1.1	1.1	1.1	1.1	1.1	1.1	0.1	1000.0
147,5°	0.0	0.0	0.0	0.0	0.0	0.0	0.0	0.0	0.0	0.0	0.0	0.0	1000.0
150,0°	0.0	0.0	0.0	0.0	0.0	0.0	0.0	0.0	0.0	0.0	0.0	0.0	1000.0
152,5°	0.0	0.0	0.0	0.0	0.0	0.0	0.0	0.0	0.0	0.0	0.0	0.0	1000.0
155,0°	0.0	0.0	0.0	0.0	0.0	0.0	0.0	0.0	0.0	0.0	0.0	0.0	1000.0
157,5°	0.0	0.0	0.0	0.0	0.0	0.0	0.0	0.0	0.0	0.0	0.0	0.0	1000.0
160,0°	0.0	0.0	0.0	0.0	0.0	0.0	0.0	0.0	0.0	0.0	0.0	0.0	1000.0
162,5°	0.0	0.0	0.0	0.0	0.0	0.0	0.0	0.0	0.0	0.0	0.0	0.0	1000.0
165,0°	0.0	0.0	0.0	0.0	0.0	0.0	0.0	0.0	0.0	0.0	0.0	0.0	1000.0
167,5°	0.0	0.0	0.0	0.0	0.0	0.0	0.0	0.0	0.0	0.0	0.0	0.0	1000.0
170,0°	0.0	0.0	0.0	0.0	0.0	0.0	0.0	0.0	0.0	0.0	0.0	0.0	1000.0
172,5°	0.0	0.0	0.0	0.0	0.0	0.0	0.0	0.0	0.0	0.0	0.0	0.0	1000.0
175,0°	0.0	0.0	0.0	0.0	0.0	0.0	0.0	0.0	0.0	0.0	0.0	0.0	1000.0
177,5°	0.0	0.0	0.0	0.0	0.0	0.0	0.0	0.0	0.0	0.0	0.0	0.0	1000.0
180,0°	0.0	0.0	0.0	0.0	0.0	0.0	0.0	0.0	0.0	0.0	0.0	0.0	1000.0

Lichttechnischer Prüfbefund

Familie LATERNE LED	Bestell-Nr.: 5XA5255KF14H + 5XA54000XS EAN: 4058352833483 + 4050737730073	LP-Nummer 59067_26
Dimmstufen-Tabelle		Umgebungstemperatur: 25°C
siteco		

Lichtstrom [%]	Dimmstufe linear	Dimmstufe logarithmisch	Lichtstrom [lm]	Systemleistung [W] Lebensdauerbeginn	Systemleistung [W] Lebensdauerende	Systemleistung [W] Durchschnitt
100	254	254	1450	10.0	10.4	10.2
95	241	252	1376	9.5	9.9	9.7
90	229	250	1307	9.0	9.3	9.2
85	216	248	1233	8.5	8.8	8.6
80	203	246	1159	8.0	8.3	8.2
75	190	243	1085	7.6	7.7	7.6
70	178	241	1016	7.1	7.3	7.2
65	165	238	942	6.6	6.8	6.7
60	152	235	868	6.1	6.4	6.2
55	140	232	799	5.7	5.9	5.8
50	127	229	725	5.3	5.5	5.4
45	114	225	651	4.8	5.0	4.9
40	102	221	582	4.4	4.6	4.5
35	89	216	508	4.0	4.1	4.0
30	76	210	434	3.6	3.7	3.6
30	75	209	428	3.5	3.7	3.6