


Lichttechnischer Prüfbefund

Familie
LATERNE LED



Bestell-Nr.: **5XA5255KF14H + 5XA54000XSA**
EAN: **4058352833483 + 4058352161326**

LP-Nummer
59067_28

Ausführung Mastaufsatz- oder Montage am Wandausleger, Spreader-Element, amber
Optik asymmetrisch, breit strahlend (ST1.2a)
Abdeckung Abdeckung klar, PMMA
Bestückung LED 4000 K | CRI ≥ 70
Betriebsgerät EVG SITECO iQ
Bemessungswerte Nettolichtstrom = 1080 lm
Systemleistung = 10.0 W
Lichtausbeute = 108 lm/W

Seriendokumentation
08.07.2022

siteco

Lichtstärke in cd/klm

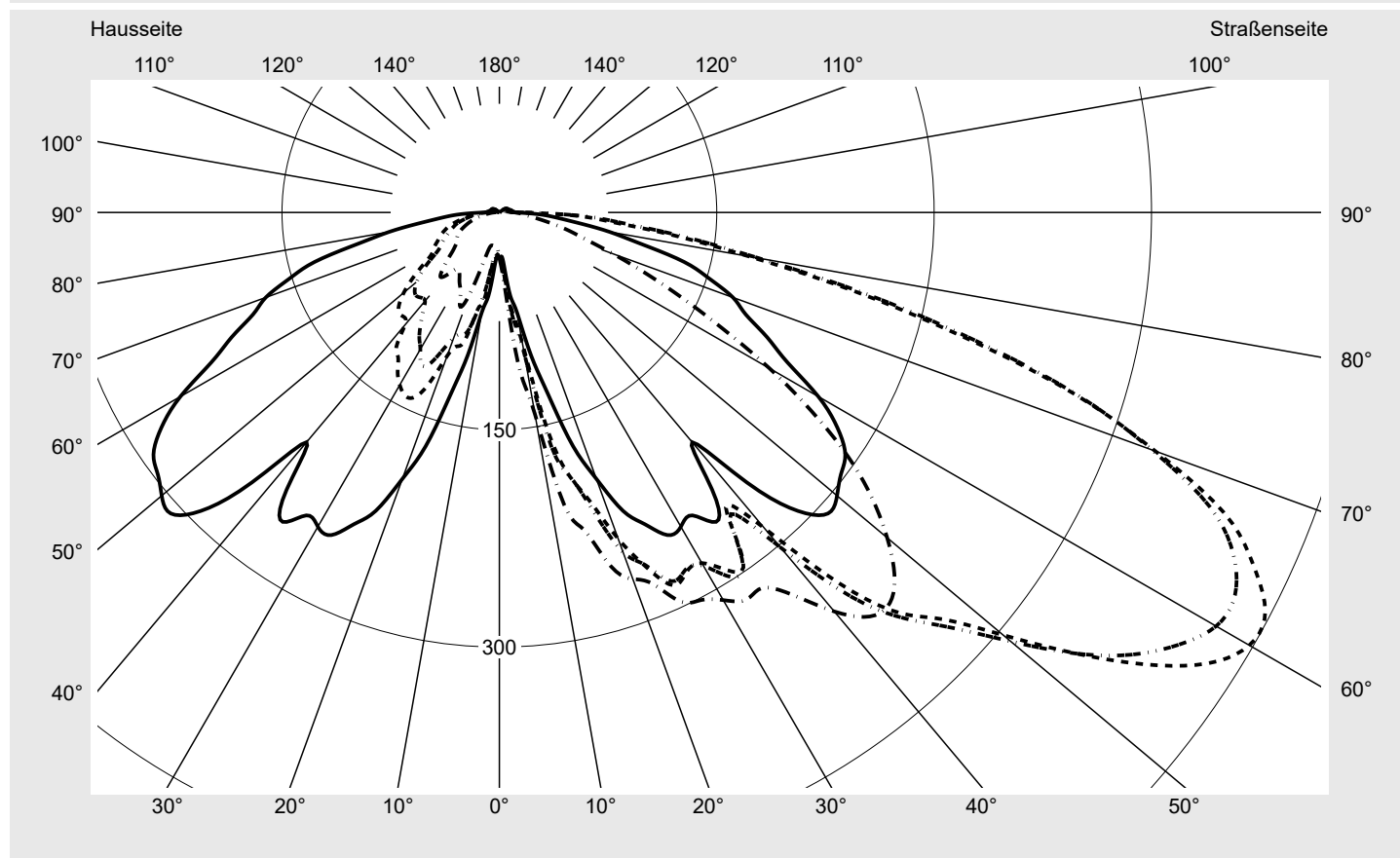
C180-0

C205-25

C210-30

C270-90

Imax: 598 cd/klm



Leuchtenbetriebswirkungsgrade

Eta	100.0%
Eta 0° - 90°	97.6%
Eta 90° - 180°	2.4%

Lichtstärkeklasse nach EN13201-2

Klasse:	G1
Imax 70°	481.7
Imax 80°	181.8
Imax 90°	18.2
Imax >90°	9.9
Imax >95°	8.8

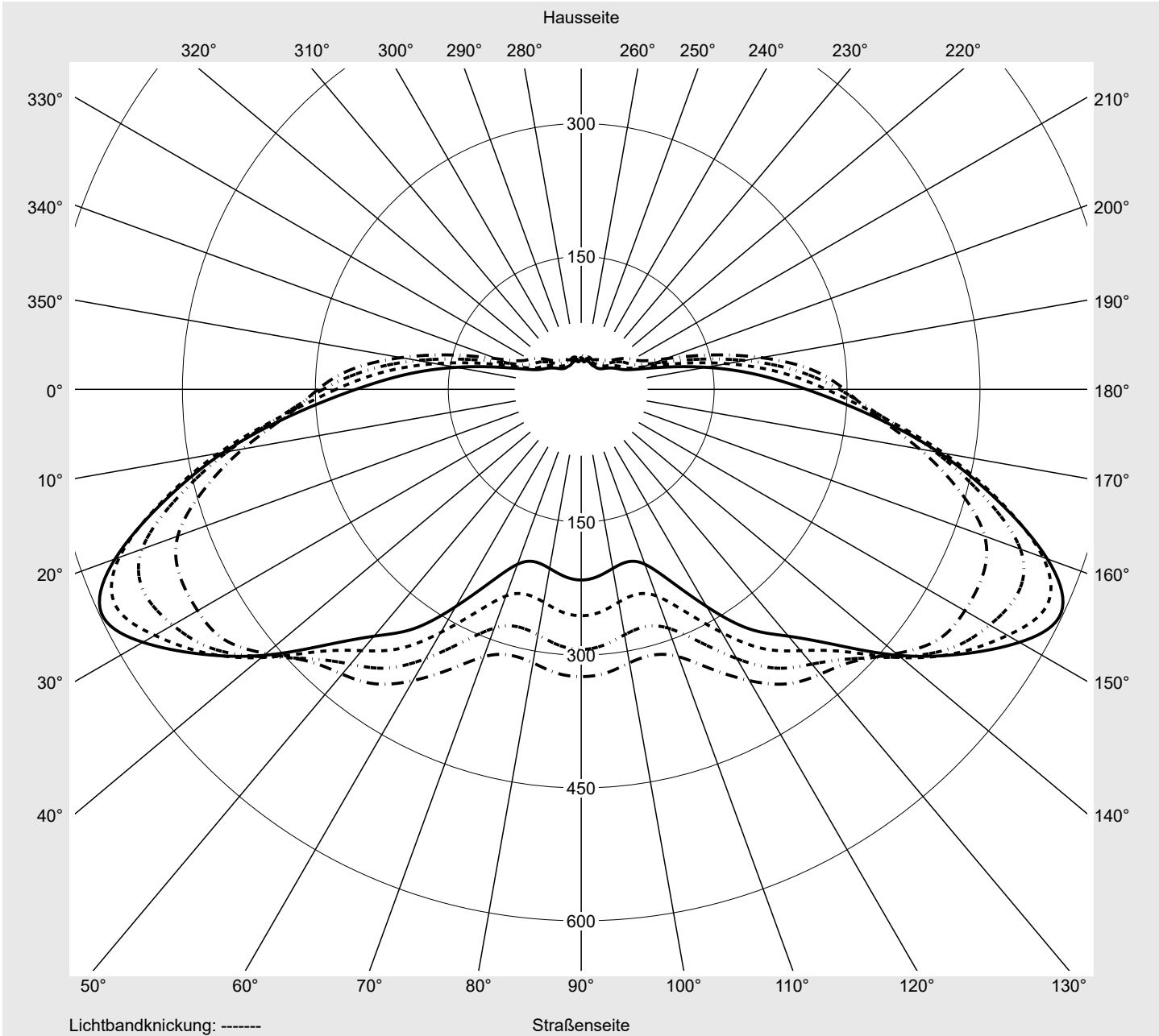
Messbedingungen

DIN EN 13032 und DIN 5032

Lichttechnischer Prüfbefund

Familie LATERNE LED	Bestell-Nr.: 5XA5255KF14H + 5XA54000XSA EAN: 4058352833483 + 4058352161326	LP-Nummer 59067_28
--------------------------------------	---	-------------------------------------

Kegelmantelkurven in cd/klm **KMK 60°** **KMK 57,5°** **KMK 55°** **KMK 52,5°** **siteco**



Lichttechnischer Prüfbefund

Familie LATERNE LED	Bestell-Nr.: 5XA5255KF14H + 5XA54000XSA EAN: 4058352833483 + 4058352161326	LP-Nummer 59067_28
Wertetabelle Lichtstärkemessung		Maximale Lichtstärke
		siteco

C- Ebenen	0° 180°	5° 175°	10° 170°	15° 165°	20° 160°	25° 155°	30° 150°	35° 145°	40° 140°	45° 135°	50° 130°	55° 125°	60° 120°
γ	Lichtstärke in cd/klm												
0,0°	31.4	31.4	31.4	31.4	31.4	31.4	31.4	31.4	31.4	31.4	31.4	31.4	31.4
2,5°	30.4	30.7	31.2	31.5	32.7	32.9	33.5	34.1	34.9	36.1	36.9	37.8	38.1
5,0°	36.9	39.2	40.6	42.9	45.4	47.1	49.1	51.4	54.0	56.5	58.8	59.9	61.6
7,5°	58.2	61.6	64.5	66.5	67.6	70.1	74.7	78.1	80.7	85.2	88.3	92.9	96.8
10,0°	70.1	73.8	78.1	81.2	86.1	92.3	99.1	108.8	118.7	127.2	132.9	134.9	136.0
12,5°	101.1	124.4	123.8	124.7	139.2	154.2	165.0	165.9	163.9	166.1	169.3	172.4	174.4
15,0°	130.1	140.0	152.2	171.2	186.3	189.1	188.9	194.0	194.8	201.1	200.8	205.6	208.5
17,5°	169.3	180.6	195.4	201.9	204.5	209.9	216.7	220.4	225.5	228.0	226.1	228.3	230.6
20,0°	195.7	209.9	225.2	233.7	235.1	239.7	249.6	239.7	235.1	240.5	242.0	242.5	242.5
22,5°	222.9	232.3	248.2	259.9	263.3	265.0	263.5	260.4	254.7	258.4	257.6	259.9	266.4
25,0°	237.4	252.2	266.1	276.9	284.3	284.0	280.9	275.2	268.4	269.5	270.1	277.2	282.6
27,5°	251.1	262.4	275.2	275.5	278.0	279.7	278.0	280.9	282.0	284.3	290.2	293.9	298.5
30,0°	250.5	258.7	267.8	271.5	277.5	279.5	281.7	286.0	294.8	301.0	307.6	310.1	314.1
32,5°	247.9	256.7	268.9	276.3	287.1	292.8	298.5	307.0	312.7	323.2	332.0	333.7	329.2
35,0°	260.7	269.8	278.0	283.4	290.2	293.4	291.9	301.0	305.3	314.4	329.4	331.1	330.0
37,5°	241.1	242.2	246.2	254.2	257.6	256.7	262.4	281.7	304.7	322.9	334.0	342.8	351.3
40,0°	207.0	213.0	229.5	253.3	272.1	284.6	301.9	325.2	342.2	354.1	362.1	374.6	377.7
42,5°	252.8	273.8	298.2	315.0	332.3	347.3	360.1	370.3	378.0	382.8	389.9	396.2	391.9
45,0°	291.4	313.0	342.8	365.8	382.0	391.1	396.5	402.4	404.4	407.8	409.5	406.1	402.1
47,5°	307.6	328.3	361.2	392.8	410.7	415.8	424.6	432.5	429.1	420.9	420.0	417.8	409.2
50,0°	304.2	330.0	374.6	414.1	443.6	453.8	460.6	464.9	453.3	435.6	425.7	417.8	401.3
52,5°	297.1	332.6	387.7	441.6	484.5	499.5	499.8	492.2	464.0	434.5	419.7	405.8	379.7
55,0°	291.4	339.1	405.3	471.4	527.4	543.9	532.2	509.5	469.7	430.3	405.0	384.2	351.0
57,5°	276.6	337.4	415.8	489.6	554.6	579.4	555.5	518.6	471.1	418.6	385.1	357.3	316.9
60,0°	254.2	326.3	409.8	487.1	559.8	597.5	571.1	521.4	467.2	408.4	363.8	330.0	283.1
62,5°	224.1	302.7	389.9	465.5	543.3	595.8	572.3	515.5	456.1	391.9	338.5	298.5	247.9
65,0°	203.9	279.2	364.1	434.8	511.5	573.7	558.9	497.0	433.4	368.6	314.1	267.0	217.0
67,5°	184.0	262.4	340.2	401.6	471.4	541.0	530.5	465.8	401.0	338.8	285.1	237.4	186.0
70,0°	171.5	243.1	313.0	360.7	418.0	481.7	479.1	419.5	360.7	305.0	255.0	206.7	168.4
72,5°	151.9	219.2	282.0	320.3	362.7	415.5	417.5	365.2	309.0	257.3	216.4	183.2	138.9
75,0°	132.1	190.0	234.0	265.0	295.6	331.1	338.0	297.9	249.3	209.0	176.6	152.8	115.0
77,5°	100.0	141.4	177.8	203.6	228.6	250.8	258.2	228.0	189.1	158.2	139.7	130.4	114.7
80,0°	77.2	102.8	127.5	146.5	160.7	175.2	181.8	164.7	141.7	119.8	106.5	101.7	80.4
82,5°	54.2	72.1	87.2	101.7	112.5	121.8	128.9	122.7	108.5	89.7	75.8	70.4	52.5
85,0°	38.9	49.4	59.9	68.2	73.6	79.8	86.3	86.3	77.5	63.0	53.1	47.4	37.8
87,5°	26.4	34.1	40.6	47.4	50.3	54.0	58.5	57.9	52.5	44.0	37.8	34.6	29.8
90,0°	10.8	11.4	11.9	12.8	13.6	14.5	16.2	17.6	17.6	17.6	17.6	18.2	17.3
92,5°	8.5	8.5	9.1	9.1	9.4	9.7	9.7	9.7	9.9	9.9	9.9	9.9	9.9
95,0°	8.0	8.0	8.5	8.5	8.8	9.1	9.1	9.1	9.1	9.1	9.4	9.4	9.4
97,5°	7.4	7.4	8.0	8.0	8.0	8.2	8.2	8.5	8.5	8.5	8.8	8.8	8.8
100,0°	6.8	7.1	7.4	7.4	7.7	7.7	8.0	8.0	8.0	8.0	8.0	8.2	8.2
102,5°	6.5	6.8	6.8	6.8	6.8	7.1	7.4	7.4	7.4	7.4	7.4	7.7	8.0
105,0°	6.2	6.2	6.2	6.5	6.8	6.8	6.8	6.8	6.8	7.1	7.4	7.4	7.4
107,5°	6.0	6.2	6.2	6.2	6.5	6.5	6.8	6.8	6.8	6.8	6.8	6.8	7.4
110,0°	5.7	6.0	6.2	6.2	6.2	6.2	6.5	6.5	6.8	6.8	6.8	6.8	6.8
112,5°	5.7	5.7	6.0	6.0	6.2	6.2	6.2	6.2	6.5	6.5	6.8	6.8	6.8

Lichttechnischer Prüfbefund

Familie LATERNE LED	Bestell-Nr.: 5XA5255KF14H + 5XA54000XSA EAN: 4058352833483 + 4058352161326	LP-Nummer 59067_28
Wertetabelle Lichtstärkemessung		Maximale Lichtstärke
		siteco

C- Ebenen	65° 115°	70° 110°	75° 105°	80° 100°	85° 95°	90°	185° 355°	190° 350°	195° 345°	200° 340°	205° 335°	210° 330°	215° 325°
γ	Lichtstärke in cd/klm												
0,0°	31.4	31.4	31.4	31.4	31.4	31.4	31.4	31.4	31.4	31.4	31.4	31.4	31.4
2,5°	38.3	38.9	39.2	39.2	39.5	39.8	30.1	29.5	29.5	29.0	29.0	28.7	28.4
5,0°	62.2	63.0	63.3	63.3	63.3	63.6	36.4	34.4	32.9	31.8	31.0	30.4	29.8
7,5°	102.8	107.4	111.3	112.7	111.9	111.3	53.4	49.4	43.5	38.9	34.9	32.7	32.1
10,0°	136.3	139.2	140.6	143.1	142.0	141.4	67.9	66.2	67.3	66.2	62.2	52.8	41.7
12,5°	177.2	181.2	187.7	197.7	204.5	206.7	88.6	81.5	73.6	69.3	68.2	69.6	67.0
15,0°	213.3	216.4	222.4	224.9	226.6	227.2	116.4	106.2	101.7	95.7	90.6	85.2	82.9
17,5°	235.4	240.0	245.4	251.6	254.5	256.2	141.4	126.1	113.0	104.5	96.8	88.0	79.2
20,0°	249.6	254.2	257.6	262.7	265.8	269.2	178.3	167.8	146.8	120.1	105.4	92.0	80.1
22,5°	270.1	272.4	275.2	276.3	276.9	277.7	201.9	188.6	168.4	149.1	128.9	103.4	84.3
25,0°	286.6	290.0	292.8	294.5	295.9	296.5	219.5	207.3	180.6	161.3	141.1	116.2	95.4
27,5°	303.0	307.3	307.9	305.3	303.0	301.6	234.0	214.1	188.0	166.1	142.0	117.3	92.3
30,0°	316.1	313.8	310.7	309.8	309.6	309.0	236.3	211.0	182.6	163.6	137.5	109.1	88.6
32,5°	325.2	319.2	314.1	313.5	315.0	316.9	232.3	205.0	177.5	153.9	130.6	102.8	81.5
35,0°	331.4	331.4	328.6	324.0	318.6	316.4	242.8	210.4	182.3	152.2	121.8	94.9	77.0
37,5°	354.7	350.5	339.7	333.1	331.4	332.8	232.3	203.9	178.6	153.9	116.7	86.6	72.4
40,0°	371.5	359.0	347.9	348.5	355.0	359.5	197.9	177.5	149.9	128.7	101.4	79.8	66.7
42,5°	379.7	367.2	361.2	365.8	373.5	378.3	226.6	192.3	159.6	126.9	97.7	79.8	68.4
45,0°	391.3	376.9	367.8	370.3	377.1	381.1	271.5	222.7	178.9	133.2	98.0	81.2	71.6
47,5°	391.6	371.5	359.8	361.8	367.2	369.8	279.7	229.8	178.9	128.1	93.7	79.2	70.7
50,0°	376.3	350.2	339.1	341.4	347.6	349.3	272.6	222.1	165.9	115.6	86.1	74.4	66.2
52,5°	348.5	321.2	310.7	313.5	321.5	324.3	259.9	206.2	149.7	100.8	76.4	67.6	60.8
55,0°	314.1	286.8	277.5	281.4	290.0	293.7	243.4	187.4	130.1	85.5	65.9	59.4	54.2
57,5°	276.6	248.2	239.7	244.0	252.2	255.6	224.1	167.0	112.5	73.6	56.8	51.4	46.6
60,0°	239.1	210.2	201.6	205.3	212.1	215.3	196.8	143.1	96.6	66.5	52.8	46.9	42.0
62,5°	201.1	172.7	163.3	166.4	172.1	173.8	169.5	122.1	83.5	61.1	50.3	44.3	39.2
65,0°	170.1	141.1	131.5	133.2	138.6	138.6	144.3	103.9	74.1	56.8	47.1	41.5	36.9
67,5°	141.4	113.3	103.7	103.7	106.2	108.5	127.8	90.3	68.2	53.1	44.6	38.6	34.1
70,0°	117.6	91.2	81.5	80.1	81.2	83.5	114.5	81.8	62.8	50.0	42.0	36.1	31.5
72,5°	96.3	72.1	62.8	60.5	61.6	63.6	101.1	72.4	57.4	46.0	38.9	33.2	28.4
75,0°	80.1	58.2	49.1	46.6	48.0	51.1	86.6	64.2	51.7	42.9	35.8	30.7	26.1
77,5°	66.7	45.7	37.5	35.2	36.9	39.8	68.7	51.7	43.2	36.1	31.0	27.0	23.0
80,0°	50.6	36.1	29.8	27.5	27.8	29.5	52.3	41.5	35.5	30.1	26.4	23.3	20.2
82,5°	37.8	27.5	22.7	21.3	21.6	22.2	39.8	32.4	28.1	24.4	21.6	19.3	16.8
85,0°	29.0	22.2	18.5	17.3	17.0	17.0	28.7	24.4	21.6	19.3	17.3	15.6	13.9
87,5°	23.9	19.0	16.2	14.8	14.2	14.2	21.3	18.2	16.5	15.1	13.6	12.5	11.1
90,0°	15.6	13.6	12.2	11.4	11.4	10.8	9.1	9.1	8.5	8.0	7.7	6.8	6.5
92,5°	9.9	9.9	9.7	9.7	9.9	9.7	8.0	7.4	7.1	6.8	6.2	6.0	5.7
95,0°	9.4	9.4	9.4	9.4	9.4	9.1	7.4	7.4	6.8	6.2	6.2	5.7	5.4
97,5°	8.8	8.8	8.8	8.8	8.8	8.5	7.1	6.8	6.2	6.2	5.7	5.7	5.1
100,0°	8.2	8.2	8.5	8.5	8.5	8.5	6.8	6.2	6.2	5.7	5.7	5.1	5.1
102,5°	8.0	8.0	8.0	8.0	8.0	8.0	6.2	6.0	5.7	5.7	5.1	5.1	4.5
105,0°	7.4	7.4	7.4	7.4	7.4	6.8	6.0	5.7	5.7	5.1	5.1	4.5	4.5
107,5°	7.4	7.4	7.4	7.4	7.4	6.8	5.7	5.7	5.4	5.1	5.1	4.5	4.5
110,0°	6.8	6.8	7.4	7.4	6.8	6.2	5.7	5.4	5.1	5.1	4.5	4.5	4.5
112,5°	6.8	6.8	6.8	6.8	6.2	4.0	5.4	5.4	5.1	5.1	4.5	4.5	4.5

Lichttechnischer Prüfbefund

Familie LATERNE LED	Bestell-Nr.: 5XA5255KF14H + 5XA54000XSA EAN: 4058352833483 + 4058352161326	LP-Nummer 59067_28
Wertetabelle Lichtstärkemessung		Maximale Lichtstärke
		siteco

C-Ebenen	220° 320°	225° 315°	230° 310°	235° 305°	240° 300°	245° 295°	250° 290°	255° 285°	260° 280°	265° 275°	270°	Phi-Zone	Summe Phi-Zone
γ	Lichtstärke in cd/klm											Lichtstrom in lm/klm	
0,0°	31.4	31.4	31.4	31.4	31.4	31.4	31.4	31.4	31.4	31.4	31.4	0.0	0.0
2,5°	28.1	27.8	27.5	27.0	26.7	26.7	26.4	26.4	26.1	25.8	25.6	0.4	0.4
5,0°	29.3	28.7	27.5	26.7	26.1	25.6	25.3	25.0	24.7	24.4	24.4	1.0	1.4
7,5°	31.2	30.1	29.0	27.8	26.7	25.8	25.3	24.7	24.1	24.1	23.9	2.1	3.6
10,0°	33.8	30.4	29.3	27.8	26.4	25.3	24.4	23.9	23.6	23.6	23.3	3.7	7.3
12,5°	65.0	55.9	39.8	31.5	27.8	25.6	24.1	23.6	23.3	23.0	23.3	6.4	13.6
15,0°	74.1	68.7	66.5	62.8	54.2	39.8	31.8	28.4	26.7	24.7	24.4	9.4	23.0
17,5°	70.4	63.3	59.6	58.2	57.1	56.8	54.8	48.8	42.0	35.8	34.1	12.4	35.4
20,0°	69.0	61.1	57.1	55.4	54.8	54.5	54.5	54.8	55.4	59.1	60.2	15.5	50.9
22,5°	68.4	58.8	54.8	54.0	54.2	55.4	56.5	55.7	59.6	67.9	70.4	18.8	69.7
25,0°	75.0	59.6	54.0	53.4	54.8	56.8	61.3	59.1	59.9	63.3	63.6	22.2	91.9
27,5°	74.4	62.2	57.1	55.9	56.8	59.1	61.6	58.2	55.1	57.7	58.5	24.9	116.8
30,0°	73.6	65.9	61.6	59.9	59.4	58.8	58.8	55.7	52.3	54.0	55.1	27.3	144.1
32,5°	72.7	67.0	65.0	63.6	60.8	58.2	55.7	53.7	49.4	50.6	51.1	29.9	174.1
35,0°	66.7	64.8	64.2	65.0	63.9	60.5	56.2	52.8	47.7	48.0	48.8	32.2	206.2
37,5°	64.5	60.5	61.6	63.0	61.6	59.9	57.7	55.4	50.3	48.8	49.4	33.5	239.7
40,0°	60.8	57.1	55.1	57.1	59.4	59.1	57.9	57.4	54.8	54.5	56.2	36.0	275.8
42,5°	57.7	51.4	50.0	49.7	50.8	52.5	54.0	55.7	55.9	57.9	60.2	41.4	317.1
45,0°	60.5	50.6	46.9	47.1	46.9	46.6	47.7	50.6	51.4	52.5	55.1	46.2	363.3
47,5°	60.8	51.4	46.6	44.0	44.0	43.2	43.2	44.9	45.4	45.7	48.8	49.2	412.5
50,0°	57.7	50.0	45.4	43.2	40.9	39.5	39.5	40.3	40.6	40.0	42.6	51.2	463.6
52,5°	53.1	46.0	42.6	40.0	38.6	36.9	35.8	37.2	36.9	36.1	38.6	52.3	516.0
55,0°	47.7	41.5	38.1	36.4	35.8	34.9	34.6	35.5	35.2	33.8	35.8	52.9	568.8
57,5°	41.7	37.2	34.1	32.9	32.7	32.7	32.7	33.8	33.8	32.4	34.6	52.4	621.2
60,0°	37.2	32.9	30.7	29.8	29.8	29.8	31.0	32.4	32.7	31.2	33.5	51.0	672.2
62,5°	34.4	30.1	28.1	27.0	27.3	27.5	28.4	30.4	31.0	29.5	31.8	48.5	720.7
65,0°	32.1	28.1	26.1	25.3	25.3	25.3	26.1	27.5	28.4	27.3	29.5	45.5	766.3
67,5°	29.8	26.1	24.1	23.0	23.0	23.0	23.6	25.3	25.6	24.7	26.7	42.1	808.4
70,0°	27.5	24.4	22.4	21.3	21.0	21.0	21.3	22.4	23.3	22.4	23.9	38.2	846.6
72,5°	25.0	21.9	20.4	19.3	19.3	18.7	19.0	19.9	20.4	19.6	21.0	33.5	880.1
75,0°	22.4	19.9	18.2	17.3	17.0	16.8	16.8	17.3	17.6	17.0	18.2	28.1	908.2
77,5°	19.6	17.6	16.2	15.3	14.8	14.5	14.2	14.8	14.8	14.5	15.3	22.4	930.5
80,0°	17.3	15.1	13.9	12.8	12.5	11.9	11.6	11.6	11.9	11.4	11.9	16.8	947.3
82,5°	14.5	12.8	11.6	10.8	10.2	9.7	9.7	9.1	9.1	8.8	9.1	12.3	959.7
85,0°	12.2	10.8	9.9	9.1	8.5	8.0	7.4	7.4	7.1	6.8	6.8	8.8	968.5
87,5°	9.9	8.8	8.0	7.4	6.8	6.5	6.2	5.7	5.4	5.1	5.1	6.4	974.9
90,0°	6.2	5.7	5.7	5.1	5.1	4.5	4.3	4.0	4.0	3.4	3.4	2.8	977.7
92,5°	5.1	5.1	4.8	4.5	4.5	4.0	4.0	4.0	3.4	3.4	3.4	2.0	979.8
95,0°	5.1	4.8	4.5	4.3	4.0	4.0	4.0	3.4	3.4	3.4	3.4	1.9	981.7
97,5°	4.8	4.5	4.5	4.0	4.0	3.7	3.7	3.4	3.4	2.8	3.4	1.8	983.5
100,0°	4.5	4.5	4.3	4.0	4.0	4.0	3.4	3.4	3.4	3.1	3.4	1.7	985.2
102,5°	4.5	4.0	4.0	4.0	3.4	3.4	3.4	3.1	2.8	2.8	2.8	1.6	986.8
105,0°	4.3	4.0	4.0	3.7	3.4	3.4	3.4	3.1	2.8	2.8	2.8	1.5	988.3
107,5°	4.0	4.0	4.0	4.0	3.4	3.4	3.4	2.8	2.8	2.8	2.8	1.4	989.7
110,0°	4.0	4.0	4.0	3.4	3.4	3.4	3.4	2.8	2.8	2.8	2.3	1.4	991.1
112,5°	4.0	4.0	4.0	3.7	3.4	3.4	3.4	3.1	2.8	2.6	2.3	1.3	992.4

Lichttechnischer Prüfbefund

Familie LATERNE LED	Bestell-Nr.: 5XA5255KF14H + 5XA54000XSA EAN: 4058352833483 + 4058352161326	LP-Nummer 59067_28
Wertetabelle Lichtstärkemessung		Maximale Lichtstärke
		siteco

C- Ebenen	0° 180°	5° 175°	10° 170°	15° 165°	20° 160°	25° 155°	30° 150°	35° 145°	40° 140°	45° 135°	50° 130°	55° 125°	60° 120°
γ	Lichtstärke in cd/klm												
115,0°	5.7	5.7	5.7	6.0	6.2	6.2	6.2	6.2	6.2	6.5	6.5	6.8	6.8
117,5°	5.1	5.7	5.7	5.7	5.7	6.0	6.0	6.2	6.2	6.2	6.2	6.2	6.2
120,0°	5.1	5.1	5.4	5.4	5.7	5.7	5.7	5.7	5.7	5.7	6.2	6.2	6.2
122,5°	4.5	4.8	4.8	4.8	5.1	5.1	5.1	5.1	5.1	5.4	5.7	5.7	5.7
125,0°	3.7	4.0	4.0	4.0	4.0	4.0	4.0	4.0	4.0	4.5	4.5	4.5	4.5
127,5°	2.8	2.8	2.8	2.8	2.8	2.8	2.8	2.8	2.8	2.8	2.8	2.8	2.8
130,0°	2.0	2.0	2.0	2.0	1.7	2.0	1.7	1.7	1.7	1.7	1.7	1.7	1.7
132,5°	1.7	1.7	1.7	1.7	1.7	1.7	1.7	1.7	1.7	1.7	1.7	1.7	1.7
135,0°	1.7	1.7	1.7	1.7	1.4	1.4	1.4	1.4	1.1	1.1	1.4	1.1	1.1
137,5°	1.1	1.1	1.1	1.1	1.1	1.1	1.1	1.1	1.1	1.1	1.1	1.1	1.1
140,0°	1.1	1.1	1.1	1.1	1.1	1.1	1.1	0.9	0.9	0.9	0.9	0.6	0.6
142,5°	0.6	0.6	0.6	0.6	0.6	0.6	0.6	0.6	0.6	0.6	0.6	0.6	0.6
145,0°	0.6	0.6	0.6	0.6	0.6	0.6	0.6	0.6	0.6	0.6	0.6	0.6	0.6
147,5°	0.0	0.0	0.0	0.0	0.0	0.0	0.0	0.0	0.0	0.0	0.0	0.0	0.0
150,0°	0.0	0.0	0.0	0.0	0.0	0.0	0.0	0.0	0.0	0.0	0.0	0.0	0.0
152,5°	0.0	0.0	0.0	0.0	0.0	0.0	0.0	0.0	0.0	0.0	0.0	0.0	0.0
155,0°	0.0	0.0	0.0	0.0	0.0	0.0	0.0	0.0	0.0	0.0	0.0	0.0	0.0
157,5°	0.0	0.0	0.0	0.0	0.0	0.0	0.0	0.0	0.0	0.0	0.0	0.0	0.0
160,0°	0.0	0.0	0.0	0.0	0.0	0.0	0.0	0.0	0.0	0.0	0.0	0.0	0.0
162,5°	0.0	0.0	0.0	0.0	0.0	0.0	0.0	0.0	0.0	0.0	0.0	0.0	0.0
165,0°	0.0	0.0	0.0	0.0	0.0	0.0	0.0	0.0	0.0	0.0	0.0	0.0	0.0
167,5°	0.0	0.0	0.0	0.0	0.0	0.0	0.0	0.0	0.0	0.0	0.0	0.0	0.0
170,0°	0.0	0.0	0.0	0.0	0.0	0.0	0.0	0.0	0.0	0.0	0.0	0.0	0.0
172,5°	0.0	0.0	0.0	0.0	0.0	0.0	0.0	0.0	0.0	0.0	0.0	0.0	0.0
175,0°	0.0	0.0	0.0	0.0	0.0	0.0	0.0	0.0	0.0	0.0	0.0	0.0	0.0
177,5°	0.0	0.0	0.0	0.0	0.0	0.0	0.0	0.0	0.0	0.0	0.0	0.0	0.0
180,0°	0.0	0.0	0.0	0.0	0.0	0.0	0.0	0.0	0.0	0.0	0.0	0.0	0.0

Lichttechnischer Prüfbefund

Familie LATERNE LED	Bestell-Nr.: 5XA5255KF14H + 5XA54000XSA EAN: 4058352833483 + 4058352161326	LP-Nummer 59067_28
Wertetabelle Lichtstärkemessung		Maximale Lichtstärke
		siteco

C- Ebenen	65° 115°	70° 110°	75° 105°	80° 100°	85° 95°	90°	185° 355°	190° 350°	195° 345°	200° 340°	205° 335°	210° 330°	215° 325°
γ	Lichtstärke in cd/klm												
115,0°	6.8	6.8	6.8	6.8	5.4	2.3	5.4	5.1	5.1	5.1	4.5	4.5	4.3
117,5°	6.5	6.8	6.8	6.8	4.8	2.3	5.1	5.1	4.8	4.8	4.5	4.5	4.0
120,0°	6.2	6.2	6.2	6.2	4.0	1.7	5.1	4.8	4.5	4.5	4.5	4.0	4.0
122,5°	5.7	5.7	5.7	5.7	3.7	1.7	4.5	4.5	4.3	4.0	4.0	4.0	3.7
125,0°	4.5	4.5	4.5	4.5	2.8	1.7	3.7	3.7	3.4	3.4	3.4	3.1	2.8
127,5°	2.8	2.8	3.4	2.8	1.7	1.1	2.8	2.6	2.6	2.6	2.6	2.6	2.3
130,0°	1.7	1.7	1.7	1.7	1.1	1.1	2.0	2.0	2.0	2.0	2.0	2.0	2.3
132,5°	1.7	1.7	1.7	1.4	1.1	1.1	1.7	1.7	1.7	1.7	1.7	1.7	1.7
135,0°	1.1	1.1	1.1	1.1	0.9	0.6	1.7	1.7	1.7	1.7	1.7	1.7	1.7
137,5°	1.1	1.1	1.1	1.1	0.6	0.6	1.1	1.4	1.1	1.4	1.4	1.7	1.4
140,0°	0.6	0.6	0.6	0.6	0.6	0.6	1.1	1.1	1.1	1.1	1.1	1.1	1.1
142,5°	0.6	0.6	0.6	0.6	0.6	0.6	0.9	0.9	1.1	1.1	1.1	1.1	1.1
145,0°	0.6	0.6	0.6	0.6	0.6	0.6	0.6	0.6	0.6	0.9	0.9	1.1	1.1
147,5°	0.0	0.0	0.0	0.0	0.0	0.0	0.0	0.0	0.0	0.0	0.0	0.0	0.0
150,0°	0.0	0.0	0.0	0.0	0.0	0.0	0.0	0.0	0.0	0.0	0.0	0.0	0.0
152,5°	0.0	0.0	0.0	0.0	0.0	0.0	0.0	0.0	0.0	0.0	0.0	0.0	0.0
155,0°	0.0	0.0	0.0	0.0	0.0	0.0	0.0	0.0	0.0	0.0	0.0	0.0	0.0
157,5°	0.0	0.0	0.0	0.0	0.0	0.0	0.0	0.0	0.0	0.0	0.0	0.0	0.0
160,0°	0.0	0.0	0.0	0.0	0.0	0.0	0.0	0.0	0.0	0.0	0.0	0.0	0.0
162,5°	0.0	0.0	0.0	0.0	0.0	0.0	0.0	0.0	0.0	0.0	0.0	0.0	0.0
165,0°	0.0	0.0	0.0	0.0	0.0	0.0	0.0	0.0	0.0	0.0	0.0	0.0	0.0
167,5°	0.0	0.0	0.0	0.0	0.0	0.0	0.0	0.0	0.0	0.0	0.0	0.0	0.0
170,0°	0.0	0.0	0.0	0.0	0.0	0.0	0.0	0.0	0.0	0.0	0.0	0.0	0.0
172,5°	0.0	0.0	0.0	0.0	0.0	0.0	0.0	0.0	0.0	0.0	0.0	0.0	0.0
175,0°	0.0	0.0	0.0	0.0	0.0	0.0	0.0	0.0	0.0	0.0	0.0	0.0	0.0
177,5°	0.0	0.0	0.0	0.0	0.0	0.0	0.0	0.0	0.0	0.0	0.0	0.0	0.0
180,0°	0.0	0.0	0.0	0.0	0.0	0.0	0.0	0.0	0.0	0.0	0.0	0.0	0.0

Lichttechnischer Prüfbefund

Familie LATERNE LED	Bestell-Nr.: 5XA5255KF14H + 5XA54000XSA EAN: 4058352833483 + 4058352161326	LP-Nummer 59067_28
Wertetabelle Lichtstärkemessung		Maximale Lichtstärke
		siteco

C- Ebenen	220° 320°	225° 315°	230° 310°	235° 305°	240° 300°	245° 295°	250° 290°	255° 285°	260° 280°	265° 275°	270°	Phi-Zone	Summe Phi-Zone
γ	Lichtstärke in cd/klm											Lichtstrom in lm/klm	
115,0°	4.0	4.0	4.0	4.0	3.4	3.4	3.4	3.4	2.8	2.3	1.7	1.3	993.7
117,5°	4.0	4.0	4.0	3.4	3.4	3.4	3.4	2.8	2.8	2.3	1.7	1.2	994.9
120,0°	4.0	4.0	3.4	3.4	3.4	3.1	2.8	2.8	2.8	2.3	1.7	1.1	996.0
122,5°	3.4	3.4	3.4	3.1	2.8	2.8	2.8	2.8	2.8	2.3	1.7	1.0	997.0
125,0°	2.8	2.8	2.8	2.8	2.6	2.6	2.3	2.3	2.3	1.7	1.7	0.8	997.8
127,5°	2.3	2.3	2.3	2.3	2.3	2.3	2.3	2.0	1.7	1.7	1.7	0.6	998.3
130,0°	2.3	2.3	2.3	2.0	1.7	1.7	1.7	1.7	1.7	1.7	1.7	0.4	998.7
132,5°	1.7	1.7	1.7	1.7	1.7	1.7	1.7	1.7	1.7	1.1	1.7	0.3	999.1
135,0°	1.7	1.7	1.7	1.7	1.7	1.7	1.7	1.7	1.4	1.1	1.1	0.3	999.3
137,5°	1.7	1.7	1.7	1.1	1.4	1.7	1.1	1.1	1.1	1.1	1.1	0.2	999.6
140,0°	1.1	1.1	1.1	1.1	1.1	1.1	1.1	1.1	1.1	1.1	1.1	0.2	999.7
142,5°	1.1	1.1	1.1	1.1	1.1	1.1	1.1	1.1	1.1	1.1	1.1	0.1	999.9
145,0°	0.9	1.1	1.1	1.1	1.1	1.1	1.1	1.1	1.1	1.1	1.1	0.1	1000.0
147,5°	0.0	0.0	0.0	0.0	0.0	0.0	0.0	0.0	0.0	0.0	0.0	0.0	1000.0
150,0°	0.0	0.0	0.0	0.0	0.0	0.0	0.0	0.0	0.0	0.0	0.0	0.0	1000.0
152,5°	0.0	0.0	0.0	0.0	0.0	0.0	0.0	0.0	0.0	0.0	0.0	0.0	1000.0
155,0°	0.0	0.0	0.0	0.0	0.0	0.0	0.0	0.0	0.0	0.0	0.0	0.0	1000.0
157,5°	0.0	0.0	0.0	0.0	0.0	0.0	0.0	0.0	0.0	0.0	0.0	0.0	1000.0
160,0°	0.0	0.0	0.0	0.0	0.0	0.0	0.0	0.0	0.0	0.0	0.0	0.0	1000.0
162,5°	0.0	0.0	0.0	0.0	0.0	0.0	0.0	0.0	0.0	0.0	0.0	0.0	1000.0
165,0°	0.0	0.0	0.0	0.0	0.0	0.0	0.0	0.0	0.0	0.0	0.0	0.0	1000.0
167,5°	0.0	0.0	0.0	0.0	0.0	0.0	0.0	0.0	0.0	0.0	0.0	0.0	1000.0
170,0°	0.0	0.0	0.0	0.0	0.0	0.0	0.0	0.0	0.0	0.0	0.0	0.0	1000.0
172,5°	0.0	0.0	0.0	0.0	0.0	0.0	0.0	0.0	0.0	0.0	0.0	0.0	1000.0
175,0°	0.0	0.0	0.0	0.0	0.0	0.0	0.0	0.0	0.0	0.0	0.0	0.0	1000.0
177,5°	0.0	0.0	0.0	0.0	0.0	0.0	0.0	0.0	0.0	0.0	0.0	0.0	1000.0
180,0°	0.0	0.0	0.0	0.0	0.0	0.0	0.0	0.0	0.0	0.0	0.0	0.0	1000.0

Lichttechnischer Prüfbefund

Familie LATERNE LED	Bestell-Nr.: 5XA5255KF14H + 5XA54000XSA EAN: 4058352833483 + 4058352161326	LP-Nummer 59067_28
Dimmstufen-Tabelle		Umgebungstemperatur: 25°C
siteco		

Lichtstrom [%]	Dimmstufe linear	Dimmstufe logarithmisch	Lichtstrom [lm]	Systemleistung [W] Lebensdauerbeginn	Systemleistung [W] Lebensdauerende	Systemleistung [W] Durchschnitt
100	254	254	1080	10.0	10.4	10.2
95	241	252	1025	9.5	9.9	9.7
90	229	250	974	9.0	9.3	9.2
85	216	248	918	8.5	8.8	8.6
80	203	246	863	8.0	8.3	8.2
75	190	243	808	7.6	7.7	7.6
70	178	241	757	7.1	7.3	7.2
65	165	238	702	6.6	6.8	6.7
60	152	235	646	6.1	6.4	6.2
55	140	232	595	5.7	5.9	5.8
50	127	229	540	5.3	5.5	5.4
45	114	225	485	4.8	5.0	4.9
40	102	221	434	4.4	4.6	4.5
35	89	216	378	4.0	4.1	4.0
30	76	210	323	3.6	3.7	3.6
30	75	209	319	3.5	3.7	3.6