


## Lichttechnischer Prüfbefund

**Familie**  
**DL 11 iQ**



**Bestell-Nr.: 5XA5575LF14H000022 + 5XA54000XS**  
**EAN: 4058352956861 + 4050737730073**

**LP-Nummer**  
**59431\_16**

**Ausführung** Mastaufsatz- oder Montage am Wandausleger, Spreader-Element, strukturiert  
**Optik** asymmetrisch, extrem breit strahlend (P1.0a)  
**Abdeckung** Abdeckung klar, PMMA  
**Bestückung** LED 4000 K | CRI ≥ 70  
**Betriebsgerät** EVG SITECO iQ  
**Bemessungswerte** Nettolichtstrom = 1450 lm  
Systemleistung = 10.0 W  
Lichtausbeute = 145 lm/W

**Seriendokumentation**  
**11.09.2023**

**siteco**

**Lichtstärke in cd/klm**

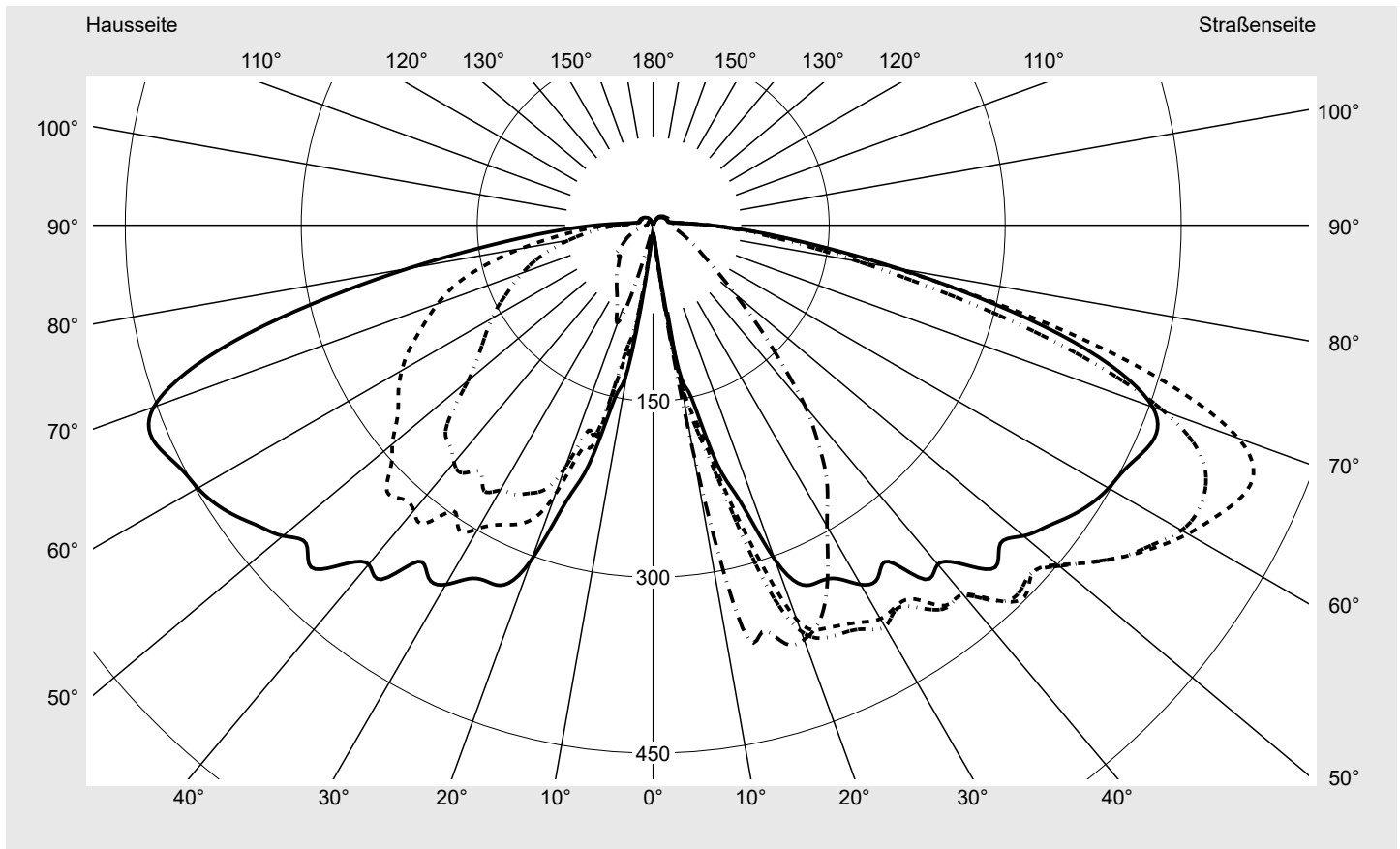
**C180-0**

**C190-10**

**C195-15**

**C270-90**

**Imax: 554 cd/klm**



**Leuchtenbetriebswirkungsgrade**

Eta	100.0%
Eta 0° - 90°	93.8%
Eta 90° - 180°	6.2%

**Lichtstärkeklasse nach EN13201-2**

Klasse:	---
Imax 70°	530.8
Imax 80°	223.1
Imax 90°	49.4
Imax >90°	32.4
Imax >95°	18.3

**Messbedingungen**

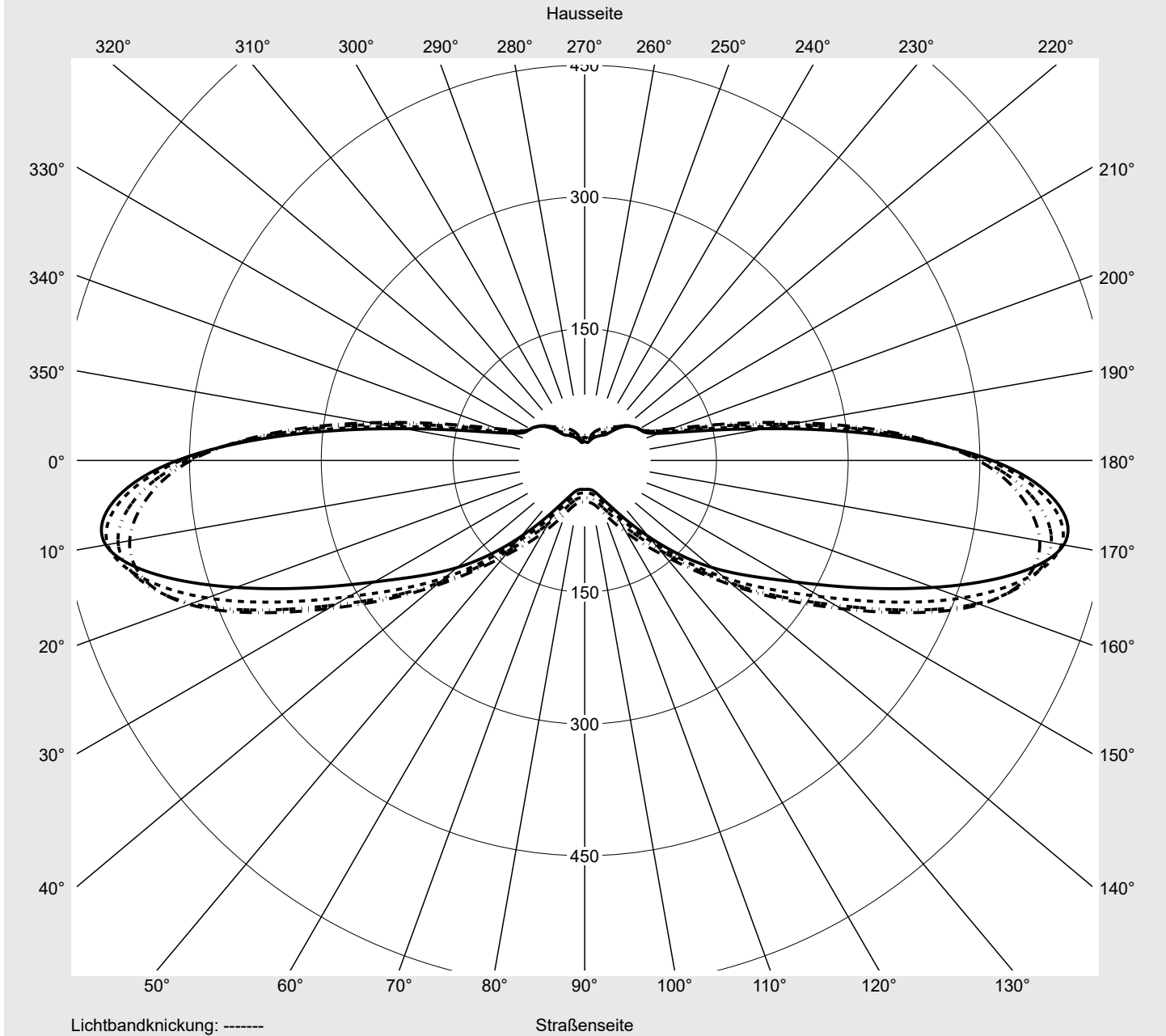
DIN EN 13032 und DIN 5032

# Lichttechnischer Prüfbefund

<b>Familie</b> DL 11 iQ	<b>Bestell-Nr.:</b> 5XA5575LF14H000022 + 5XA54000XS <b>EAN:</b> 4058352956861 + 4050737730073	<b>LP-Nummer</b> 59431_16
----------------------------	--	------------------------------



**Kegelmantelkurven in cd/klm**    **KMK 67,5°**    **KMK 65°**    **KMK 62,5°**    **KMK 60°**



## Lichttechnischer Prüfbefund

<b>Familie</b> DL 11 iQ	<b>Bestell-Nr.: 5XA5575LF14H000022 + 5XA54000XS</b> <b>EAN: 4058352956861 + 4050737730073</b>	<b>LP-Nummer</b> 59431_16
<b>Wertetabelle Lichtstärkemessung</b>		<b>Maximale Lichtstärke</b>
		<b>siteco</b>

C- Ebenen	0° 180°	5° 175°	10° 170°	15° 165°	20° 160°	25° 155°	30° 150°	35° 145°	40° 140°	45° 135°	50° 130°	55° 125°	60° 120°
γ	Lichtstärke in cd/klm												
0,0°	7.3	7.3	7.3	7.3	7.3	7.3	7.3	7.3	7.3	7.3	7.3	7.3	7.3
2,5°	7.2	7.2	7.4	7.4	7.5	7.7	7.7	7.8	7.9	8.1	8.1	8.2	8.4
5,0°	11.3	12.0	12.6	13.2	13.5	14.0	14.8	15.3	15.4	15.3	15.3	15.1	14.8
7,5°	34.6	40.9	46.9	52.8	57.4	61.7	64.9	67.7	69.8	68.9	67.3	65.5	63.2
10,0°	124.6	132.3	135.8	138.7	140.1	143.4	146.7	154.7	159.2	159.2	163.5	170.5	175.5
12,5°	150.6	160.0	173.6	185.3	190.9	199.1	206.8	216.1	228.4	246.2	266.0	275.6	289.2
15,0°	210.6	219.1	229.6	241.6	246.7	261.4	283.0	305.2	327.4	347.0	359.5	364.3	366.6
17,5°	246.8	273.6	296.5	322.7	342.6	359.5	372.6	387.0	383.1	388.5	388.4	385.7	383.5
20,0°	303.5	336.3	357.9	368.3	377.6	382.1	383.3	386.6	387.3	392.2	391.7	392.1	390.8
22,5°	331.7	356.9	372.8	380.8	394.0	393.2	387.3	389.2	390.5	392.2	388.0	387.5	382.8
25,0°	335.1	359.1	376.4	383.4	386.1	386.4	385.5	386.4	383.1	382.9	378.5	374.6	368.8
27,5°	339.6	362.9	381.6	388.2	390.0	392.5	390.5	386.1	379.5	374.0	365.2	356.6	346.9
30,0°	353.6	374.1	387.4	395.2	395.3	394.4	392.1	384.4	375.6	366.0	356.0	342.2	326.8
32,5°	356.4	376.5	385.1	387.2	382.5	378.0	376.9	367.7	358.0	346.2	335.4	321.8	303.9
35,0°	349.9	369.1	389.1	398.5	396.0	390.5	384.1	373.6	355.9	337.8	319.0	300.4	281.5
37,5°	380.5	396.0	408.7	410.9	400.8	391.1	378.5	360.5	340.3	320.9	299.3	278.6	259.6
40,0°	377.3	400.8	410.8	412.0	399.7	386.3	372.3	351.4	328.3	304.0	278.4	253.4	234.7
42,5°	392.3	419.8	433.9	434.9	423.4	403.3	380.1	349.3	317.1	284.3	254.7	229.7	210.7
45,0°	412.3	433.0	447.7	441.8	422.4	394.6	363.0	328.8	293.9	262.1	233.8	209.6	191.8
47,5°	401.4	423.5	438.7	438.1	420.7	389.3	352.3	310.6	271.2	237.8	208.9	186.6	169.0
50,0°	411.9	435.3	450.4	451.9	432.8	394.9	347.6	297.2	252.5	216.7	188.1	166.8	149.9
52,5°	422.2	456.5	471.9	471.4	446.6	401.1	343.9	287.4	238.3	200.1	171.3	150.9	133.8
55,0°	433.0	472.1	491.8	491.2	461.0	406.6	342.7	282.8	230.3	189.4	159.3	137.5	119.4
57,5°	442.1	487.3	509.9	506.0	471.3	408.8	341.0	280.3	227.1	183.7	150.7	127.0	106.8
60,0°	448.3	500.8	526.2	520.0	479.3	410.1	337.5	275.9	222.4	177.2	141.9	116.2	94.9
62,5°	452.4	514.6	539.6	524.4	476.3	402.8	329.2	269.5	217.0	170.8	133.2	104.9	83.0
65,0°	459.8	530.5	551.6	519.9	457.5	381.2	310.1	254.7	207.3	162.3	123.5	93.6	71.8
67,5°	464.2	538.8	553.9	503.4	422.6	342.8	276.7	229.0	189.7	150.4	113.2	83.0	61.4
70,0°	453.0	524.6	530.8	463.1	369.1	290.3	232.9	194.0	164.4	134.1	101.0	72.5	52.4
72,5°	417.2	476.2	471.4	397.5	304.6	233.4	186.9	156.6	135.8	114.4	87.6	62.4	44.9
75,0°	358.2	398.4	384.7	317.9	239.0	181.1	145.7	123.3	107.6	93.0	73.0	53.1	38.6
77,5°	283.2	305.8	288.1	238.6	181.0	137.6	112.1	96.2	84.2	74.5	61.1	46.5	35.1
80,0°	212.0	223.1	208.5	177.1	137.6	105.9	87.6	75.8	65.6	58.0	49.0	38.9	30.5
82,5°	150.3	155.1	146.4	128.7	103.8	81.4	68.3	59.7	51.3	45.3	39.6	32.8	26.7
85,0°	106.1	108.5	103.6	94.4	78.9	63.0	53.5	47.2	40.6	35.8	31.7	27.1	23.1
87,5°	73.2	74.6	72.4	67.9	58.4	47.8	41.4	37.1	32.5	28.9	26.2	23.6	20.9
90,0°	48.5	49.4	49.1	47.7	42.5	36.2	32.0	29.5	26.5	24.2	22.5	21.0	19.4
92,5°	30.7	31.7	32.4	32.4	30.3	27.1	24.8	23.6	21.8	20.6	19.6	18.9	18.2
95,0°	20.8	21.9	22.6	23.1	22.6	20.9	19.8	19.3	18.6	17.9	17.7	17.5	17.1
97,5°	16.3	16.9	17.7	18.3	18.1	17.7	17.1	16.8	16.6	16.2	16.2	16.2	16.0
100,0°	13.8	14.4	14.9	15.4	15.6	15.6	15.3	15.4	15.4	15.1	15.1	15.1	15.1
102,5°	12.9	13.3	13.8	14.0	14.2	14.4	14.4	14.6	14.6	14.6	14.6	14.6	14.6
105,0°	12.7	13.1	13.4	13.7	13.8	14.0	14.0	14.2	14.3	14.4	14.4	14.4	14.4
107,5°	12.5	12.9	13.2	13.6	13.6	13.8	13.8	13.8	14.0	14.2	14.2	14.2	14.2
110,0°	12.4	12.7	13.0	13.3	13.4	13.6	13.6	13.7	13.8	13.9	14.0	14.0	14.0
112,5°	12.2	12.5	12.8	13.1	13.1	13.3	13.3	13.4	13.6	13.7	13.7	13.8	13.8

## Lichttechnischer Prüfbefund

<b>Familie</b> DL 11 iQ	<b>Bestell-Nr.: 5XA5575LF14H000022 + 5XA54000XS</b> <b>EAN: 4058352956861 + 4050737730073</b>	<b>LP-Nummer</b> 59431_16
<b>Wertetabelle Lichtstärkemessung</b>		<b>Maximale Lichtstärke</b>
		<b>siteco</b>

C- Ebenen	65° 115°	70° 110°	75° 105°	80° 100°	85° 95°	90°	185° 355°	190° 350°	195° 345°	200° 340°	205° 335°	210° 330°	215° 325°
γ	Lichtstärke in cd/klm												
0,0°	7.3	7.3	7.3	7.3	7.3	7.3	7.3	7.3	7.3	7.3	7.3	7.3	7.3
2,5°	8.6	8.7	8.9	9.1	9.0	9.1	7.4	7.3	7.2	7.1	7.3	7.3	7.5
5,0°	14.7	14.4	14.1	14.0	14.2	14.4	10.7	10.3	10.0	9.6	9.8	9.6	8.6
7,5°	60.2	56.9	53.9	53.0	52.2	52.3	29.1	23.6	18.9	15.8	12.9	10.8	9.7
10,0°	179.4	183.3	188.3	192.4	194.9	195.2	114.4	101.7	86.4	68.4	50.9	37.1	26.4
12,5°	303.7	317.0	332.3	343.5	349.8	351.5	138.4	123.1	114.3	109.5	104.5	98.6	89.3
15,0°	366.7	364.2	363.1	362.2	359.4	358.8	202.5	190.4	180.9	163.7	151.2	132.3	116.4
17,5°	379.8	378.6	376.6	374.8	373.2	373.8	220.7	199.0	183.4	167.9	150.4	132.1	119.3
20,0°	384.8	381.7	378.8	376.6	376.5	375.9	277.5	244.3	220.6	194.6	167.6	145.2	123.1
22,5°	375.5	370.8	367.9	366.9	368.2	367.6	304.6	271.8	244.6	212.4	175.6	146.3	121.7
25,0°	358.8	351.0	347.4	348.7	348.8	348.7	309.8	281.5	252.2	220.7	183.3	151.7	119.5
27,5°	336.5	327.3	323.3	323.7	322.8	322.4	316.7	287.9	258.5	220.7	183.7	146.3	114.3
30,0°	313.5	302.3	297.3	298.1	296.8	296.3	332.1	298.5	260.9	218.6	180.6	140.8	108.1
32,5°	290.4	278.9	275.7	276.8	276.8	276.6	337.3	308.0	268.4	219.2	175.0	131.2	96.9
35,0°	267.7	259.5	256.9	256.4	256.5	256.0	329.2	297.2	256.7	208.3	165.0	122.9	90.3
37,5°	246.1	238.2	234.4	232.0	229.6	229.0	354.4	320.6	266.2	211.0	161.1	113.5	83.2
40,0°	221.1	212.4	206.9	203.3	201.9	201.8	357.2	317.5	264.1	208.0	152.7	108.7	79.2
42,5°	197.1	186.2	178.0	171.7	167.8	166.5	363.9	316.4	255.9	192.7	139.4	99.4	75.1
45,0°	176.6	163.2	152.0	143.8	138.5	136.9	376.8	320.9	250.5	179.8	126.6	90.4	72.8
47,5°	153.5	139.2	127.2	118.1	112.5	111.2	363.7	303.0	230.4	159.5	108.6	81.7	68.3
50,0°	133.9	118.9	106.1	97.3	92.1	90.7	365.1	290.3	205.8	136.9	93.4	73.2	64.4
52,5°	117.2	102.0	89.4	80.9	76.4	75.2	360.3	275.8	189.9	123.5	85.0	68.7	63.0
55,0°	102.0	87.0	75.1	67.7	63.9	63.1	360.4	265.2	178.1	115.4	81.2	68.3	63.4
57,5°	89.5	74.6	63.9	57.6	54.7	54.3	360.4	257.3	168.3	110.3	80.3	69.4	65.0
60,0°	77.7	64.1	54.8	49.7	47.7	47.2	356.6	247.4	158.4	105.8	80.0	71.1	66.6
62,5°	67.0	54.9	47.6	43.8	42.6	42.4	351.0	236.0	148.8	100.7	78.8	71.6	67.1
65,0°	57.0	46.7	40.8	38.2	37.1	36.9	344.5	221.9	137.9	95.3	77.2	71.8	67.0
67,5°	48.2	39.9	35.5	33.6	33.0	33.0	336.1	208.5	128.4	90.5	75.7	71.7	66.9
70,0°	41.0	34.6	31.2	29.8	29.5	29.5	321.8	195.4	118.5	85.0	73.8	70.0	64.7
72,5°	35.3	30.3	27.8	26.8	26.7	26.7	297.8	180.9	108.6	79.1	70.4	66.8	61.5
75,0°	30.8	26.8	24.9	24.3	24.0	24.0	262.0	162.1	97.3	71.6	64.2	60.2	54.6
77,5°	28.2	24.6	22.8	22.1	21.9	21.9	215.6	138.8	84.9	63.4	57.1	52.9	47.0
80,0°	25.3	22.4	20.9	20.2	20.0	19.7	169.2	114.7	73.0	55.3	49.4	45.0	39.2
82,5°	22.7	20.3	19.1	18.6	18.4	18.4	125.9	90.5	60.9	46.9	41.8	37.6	32.3
85,0°	20.5	18.9	18.0	17.5	17.1	17.0	92.5	70.3	50.1	39.6	34.8	30.8	26.4
87,5°	19.1	17.9	17.1	16.6	16.3	16.2	66.2	52.6	39.7	32.2	28.1	24.6	21.5
90,0°	18.1	17.2	16.7	16.2	16.2	16.2	44.7	36.9	28.7	23.3	20.1	18.1	16.2
92,5°	17.3	16.6	16.2	16.2	16.2	16.3	28.2	24.3	19.7	16.2	14.4	13.4	12.3
95,0°	16.3	16.0	15.7	15.8	16.2	16.2	19.5	17.5	15.3	13.4	12.3	11.4	10.5
97,5°	15.7	15.5	15.4	15.6	15.7	15.7	15.2	14.0	12.8	11.8	10.9	10.1	9.3
100,0°	15.1	15.1	14.9	15.2	15.3	15.3	13.1	12.5	11.6	10.8	10.3	9.6	9.0
102,5°	14.6	14.6	14.7	14.9	14.9	14.9	12.4	11.9	11.2	10.6	10.1	9.4	8.9
105,0°	14.4	14.4	14.4	14.5	14.8	14.9	12.1	11.7	11.1	10.6	9.9	9.4	8.9
107,5°	14.2	14.2	14.3	14.4	14.4	14.4	12.1	11.6	11.1	10.6	9.9	9.4	8.7
110,0°	14.0	14.0	14.0	14.1	14.4	14.4	11.9	11.5	10.9	10.4	9.8	9.2	8.7
112,5°	13.6	13.8	13.8	14.0	14.0	14.0	11.7	11.2	10.8	10.3	9.8	9.2	8.6

## Lichttechnischer Prüfbefund

<b>Familie</b> DL 11 iQ	<b>Bestell-Nr.: 5XA5575LF14H000022 + 5XA54000XS</b> <b>EAN: 4058352956861 + 4050737730073</b>	<b>LP-Nummer</b> 59431_16
----------------------------	--	------------------------------

<b>Wertetabelle Lichtstärkemessung</b>	<b>Maximale Lichtstärke</b>	<b>siteco</b>
--	-----------------------------	---------------

C- Ebenen	220° 320°	225° 315°	230° 310°	235° 305°	240° 300°	245° 295°	250° 290°	255° 285°	260° 280°	265° 275°	270°	Phi-Zone	Summe Phi-Zone
γ	Lichtstärke in cd/klm											Lichtstrom in lm/klm	
0,0°	7.3	7.3	7.3	7.3	7.3	7.3	7.3	7.3	7.3	7.3	7.3	0.0	0.0
2,5°	7.8	8.2	8.6	9.0	9.6	10.3	10.7	10.6	10.5	10.5	10.2	0.1	0.1
5,0°	7.9	7.6	7.4	7.4	7.2	7.1	7.0	6.8	6.7	6.7	6.6	0.3	0.4
7,5°	8.8	8.1	7.4	7.2	6.9	6.9	6.8	6.6	6.5	6.4	6.4	1.3	1.6
10,0°	19.2	15.3	12.0	9.5	8.5	8.0	7.6	7.0	6.5	6.4	6.4	4.7	6.4
12,5°	76.2	60.6	44.8	31.7	21.4	14.9	11.5	9.1	8.1	7.7	7.5	9.4	15.7
15,0°	103.9	92.0	82.7	73.7	63.1	51.4	40.9	30.5	22.0	17.8	16.9	14.7	30.5
17,5°	107.4	96.7	86.6	78.8	74.3	71.9	67.3	63.0	61.9	62.7	63.4	19.6	50.1
20,0°	106.6	95.1	86.8	81.6	78.0	77.4	74.5	71.0	77.0	85.3	88.1	23.9	74.0
22,5°	104.4	91.9	84.3	78.9	76.8	77.3	73.8	69.5	72.7	79.1	80.8	27.1	101.1
25,0°	99.9	84.4	75.6	70.6	70.1	72.3	70.2	64.4	65.7	71.0	72.8	29.3	130.5
27,5°	90.3	75.6	67.8	64.2	64.8	66.9	64.2	58.0	58.6	64.7	66.8	31.2	161.7
30,0°	83.1	69.0	62.9	60.4	61.0	62.8	60.7	52.6	53.2	59.4	62.2	33.1	194.8
32,5°	75.0	63.5	59.5	58.1	58.5	59.4	57.5	49.6	49.2	55.0	58.0	34.2	229.0
35,0°	69.1	58.9	56.3	55.7	55.8	56.9	54.8	47.1	46.4	51.6	54.3	35.5	264.5
37,5°	65.2	56.6	54.3	53.9	53.9	54.2	51.6	44.7	43.6	48.1	50.9	37.0	301.5
40,0°	63.6	57.7	55.4	53.2	51.7	51.5	49.2	42.6	40.6	44.4	46.6	37.6	339.1
42,5°	62.3	56.9	55.3	54.5	52.7	50.5	46.5	40.2	37.9	41.5	43.3	38.5	377.6
45,0°	63.9	58.1	56.3	55.4	52.7	50.2	47.3	39.8	36.4	39.2	40.7	38.8	416.4
47,5°	63.2	62.1	61.4	57.6	53.7	50.3	45.7	40.0	37.1	37.5	38.6	38.2	454.6
50,0°	61.3	60.5	61.6	59.2	54.1	49.8	45.2	39.2	36.5	38.9	41.5	38.2	492.7
52,5°	60.3	58.9	58.2	55.1	51.1	48.1	43.5	38.3	37.5	39.7	40.8	38.5	531.3
55,0°	59.8	57.2	56.3	53.2	49.5	45.9	42.4	37.4	33.8	33.8	34.4	39.1	570.3
57,5°	61.6	57.6	56.4	52.6	47.3	42.2	37.8	32.7	29.9	30.5	31.3	39.7	610.1
60,0°	61.7	54.7	50.1	46.2	42.6	39.0	35.2	30.6	27.5	27.9	28.7	40.1	650.2
62,5°	61.5	53.3	46.8	42.8	39.5	36.3	32.7	28.4	25.3	25.8	26.3	40.2	690.4
65,0°	61.2	51.6	42.8	39.1	36.0	32.9	29.8	26.1	23.3	23.3	23.9	39.7	730.1
67,5°	60.4	50.5	39.3	35.1	32.3	29.7	26.9	23.5	20.9	20.9	21.3	38.4	768.6
70,0°	57.9	48.1	35.6	31.4	28.7	26.5	23.9	21.0	18.6	18.4	18.7	35.9	804.4
72,5°	54.6	45.4	32.0	27.8	25.3	23.2	21.1	18.6	16.5	16.1	16.2	32.0	836.4
75,0°	47.7	39.6	28.2	24.5	22.1	20.3	18.2	16.2	14.3	13.9	14.0	27.1	863.5
77,5°	40.3	33.4	24.3	21.1	19.0	17.3	15.6	13.8	12.1	11.9	11.9	21.9	885.4
80,0°	33.2	28.1	21.3	18.4	16.4	14.9	13.4	11.9	10.4	9.9	10.1	17.4	902.8
82,5°	27.4	23.7	18.4	16.0	14.2	12.7	11.2	9.9	8.6	8.2	8.3	13.5	916.3
85,0°	23.2	20.5	16.3	14.1	12.5	11.0	9.7	8.5	7.4	7.0	7.0	10.6	926.8
87,5°	19.5	17.6	14.1	12.3	11.0	9.5	8.5	7.3	6.6	6.4	6.6	8.2	935.0
90,0°	14.8	13.3	11.5	10.3	9.1	8.1	7.2	6.4	5.8	5.8	5.7	6.3	941.3
92,5°	11.3	10.4	9.6	8.7	7.8	6.8	6.1	5.6	5.2	5.3	5.3	4.8	946.1
95,0°	9.6	8.8	8.1	7.3	6.8	6.1	5.7	5.3	5.1	5.2	5.2	3.9	950.0
97,5°	8.6	7.9	7.3	6.9	6.4	5.9	5.7	5.3	4.9	4.8	4.8	3.4	953.5
100,0°	8.4	7.9	7.3	6.8	6.3	5.9	5.5	5.2	4.8	4.8	4.7	3.2	956.7
102,5°	8.4	7.7	7.3	6.9	6.4	5.9	5.7	5.2	4.8	4.7	4.7	3.0	959.7
105,0°	8.2	7.7	7.2	6.8	6.3	5.9	5.5	5.1	4.8	4.7	4.7	2.9	962.6
107,5°	8.2	7.7	7.2	6.8	6.3	5.9	5.6	5.1	4.8	4.5	4.7	2.9	965.5
110,0°	8.2	7.7	7.2	6.8	6.3	5.9	5.5	5.2	4.8	4.7	4.7	2.8	968.3
112,5°	8.1	7.7	7.2	6.8	6.3	6.0	5.6	5.1	4.8	4.8	4.7	2.7	971.0

## Lichttechnischer Prüfbefund

<b>Familie</b> DL 11 iQ	<b>Bestell-Nr.: 5XA5575LF14H000022 + 5XA54000XS</b> <b>EAN: 4058352956861 + 4050737730073</b>	<b>LP-Nummer</b> 59431_16
<b>Wertetabelle Lichtstärkemessung</b>		<b>Maximale Lichtstärke</b>
		<b>siteco</b>

C- Ebenen	0° 180°	5° 175°	10° 170°	15° 165°	20° 160°	25° 155°	30° 150°	35° 145°	40° 140°	45° 135°	50° 130°	55° 125°	60° 120°
γ	Lichtstärke in cd/klm												
115,0°	12.1	12.5	12.7	12.8	13.0	13.1	13.1	13.3	13.3	13.3	13.3	13.5	13.4
117,5°	11.9	12.1	12.4	12.6	12.8	12.9	12.9	13.0	13.1	13.1	13.1	13.2	13.1
120,0°	11.7	12.0	12.1	12.4	12.5	12.5	12.6	12.7	12.8	12.9	12.9	12.9	12.9
122,5°	11.2	11.6	11.8	12.0	12.1	12.2	12.2	12.3	12.5	12.5	12.5	12.5	12.5
125,0°	10.9	11.2	11.4	11.6	11.8	11.8	12.0	12.0	12.0	12.0	12.0	12.1	12.1
127,5°	10.7	10.9	11.1	11.2	11.4	11.4	11.6	11.6	11.7	11.7	11.8	11.8	11.8
130,0°	10.2	10.5	10.8	10.9	10.9	11.1	11.1	11.2	11.4	11.4	11.4	11.4	11.4
132,5°	9.9	10.1	10.2	10.3	10.5	10.6	10.7	10.8	10.9	10.9	10.9	10.9	11.0
135,0°	9.4	9.6	9.8	9.9	10.1	10.2	10.3	10.3	10.5	10.5	10.5	10.5	10.6
137,5°	9.0	9.2	9.2	9.5	9.6	9.8	9.9	10.1	10.1	10.1	10.1	10.1	10.2
140,0°	8.5	8.7	9.0	9.2	9.2	9.3	9.5	9.6	9.6	9.6	9.8	9.8	10.0
142,5°	8.3	8.3	8.7	8.7	8.8	9.2	9.2	9.2	9.2	9.4	9.5	9.6	9.6
145,0°	7.8	7.9	8.2	8.3	8.5	8.7	8.7	8.8	9.0	8.9	9.2	9.2	9.2
147,5°	7.3	7.5	7.7	7.8	7.9	8.2	8.3	8.3	8.3	8.5	8.6	8.6	8.7
150,0°	6.4	6.6	6.8	7.0	7.1	7.4	7.4	7.4	7.6	7.7	7.7	7.9	7.9
152,5°	5.5	5.7	5.7	5.9	6.0	6.3	6.3	6.4	6.6	6.6	6.6	6.6	6.6
155,0°	4.2	4.4	4.6	4.7	4.8	4.9	5.0	5.1	5.1	5.2	5.2	5.2	5.2
157,5°	3.1	3.2	3.4	3.5	3.5	3.5	3.7	3.7	3.7	3.7	3.8	3.7	3.9
160,0°	2.3	2.4	2.5	2.6	2.6	2.6	2.6	2.6	2.6	2.6	2.6	2.6	2.6
162,5°	2.0	2.2	2.2	2.2	2.2	2.2	2.2	2.2	2.2	2.2	2.2	2.2	2.2
165,0°	1.7	1.7	1.7	1.9	2.0	2.2	2.2	2.2	2.2	2.2	2.2	2.2	2.2
167,5°	1.7	1.7	1.7	1.7	1.7	1.8	1.8	2.2	2.2	2.2	2.2	2.2	2.2
170,0°	1.5	1.5	1.7	1.6	1.6	1.7	1.7	1.6	1.7	1.7	1.7	1.7	1.6
172,5°	0.0	0.0	0.0	0.0	0.0	0.0	0.0	0.0	0.0	0.0	0.0	0.0	0.0
175,0°	0.0	0.0	0.0	0.0	0.0	0.0	0.0	0.0	0.0	0.0	0.0	0.0	0.0
177,5°	0.0	0.0	0.0	0.0	0.0	0.0	0.0	0.0	0.0	0.0	0.0	0.0	0.0
180,0°	0.0	0.0	0.0	0.0	0.0	0.0	0.0	0.0	0.0	0.0	0.0	0.0	0.0

## Lichttechnischer Prüfbefund

<b>Familie</b> DL 11 iQ	<b>Bestell-Nr.: 5XA5575LF14H000022 + 5XA54000XS</b> <b>EAN: 4058352956861 + 4050737730073</b>	<b>LP-Nummer</b> 59431_16
----------------------------	--	------------------------------

<b>Wertetabelle Lichtstärkemessung</b>	<b>Maximale Lichtstärke</b>	<b>siteco</b>
--	-----------------------------	---------------

C- Ebenen	65° 115°	70° 110°	75° 105°	80° 100°	85° 95°	90°	185° 355°	190° 350°	195° 345°	200° 340°	205° 335°	210° 330°	215° 325°
$\gamma$	Lichtstärke in cd/klm												
115,0°	13.6	13.6	13.6	13.6	13.8	14.0	11.7	11.2	10.7	10.3	9.8	9.2	8.7
117,5°	13.1	13.2	13.2	13.4	13.4	13.6	11.5	11.1	10.6	10.2	9.7	9.2	8.7
120,0°	12.9	12.9	13.0	13.1	13.1	13.1	11.2	10.8	10.4	10.1	9.5	9.1	8.5
122,5°	12.7	12.6	12.7	12.7	12.7	12.7	10.9	10.6	10.3	9.8	9.4	9.1	8.4
125,0°	12.2	12.2	12.2	12.2	12.2	12.2	10.6	10.3	10.1	9.6	9.2	8.7	8.3
127,5°	11.8	11.8	11.8	11.8	11.8	11.8	10.3	10.1	9.6	9.4	9.0	8.6	8.2
130,0°	11.4	11.4	11.4	11.4	11.7	11.8	10.0	9.6	9.4	9.2	8.7	8.3	7.9
132,5°	11.0	11.0	10.9	11.0	11.1	11.3	9.5	9.3	9.0	8.7	8.3	8.1	7.7
135,0°	10.7	10.6	10.6	10.8	10.8	10.9	9.2	8.9	8.5	8.3	7.9	7.8	7.3
137,5°	10.4	10.5	10.4	10.4	10.5	10.5	8.7	8.3	8.2	7.9	7.7	7.3	7.0
140,0°	10.1	9.9	10.1	10.1	10.1	10.1	8.3	8.0	7.8	7.5	7.4	7.0	6.8
142,5°	9.6	9.6	9.6	9.6	9.6	9.6	7.9	7.7	7.5	7.3	7.0	6.9	6.6
145,0°	9.2	9.2	9.2	9.2	9.2	9.2	7.5	7.3	7.1	7.0	6.8	6.6	6.3
147,5°	8.7	8.7	8.7	8.7	8.7	8.7	7.0	6.8	6.7	6.5	6.1	6.1	5.9
150,0°	7.9	7.9	7.9	7.9	7.9	7.9	6.3	6.1	5.9	5.7	5.7	5.5	5.2
152,5°	6.7	6.8	7.0	6.7	7.0	7.0	5.4	5.2	5.0	4.8	4.7	4.6	4.4
155,0°	5.2	5.2	5.2	5.2	5.2	5.2	4.2	4.0	3.8	3.7	3.5	3.5	3.3
157,5°	3.9	3.9	3.9	3.9	3.9	3.9	3.1	2.9	2.8	2.7	2.6	2.6	2.6
160,0°	2.6	2.6	2.6	2.6	2.6	2.6	2.2	2.2	2.2	2.2	2.1	2.0	2.1
162,5°	2.2	2.2	2.2	2.2	2.2	2.2	1.8	1.7	1.7	1.7	1.7	1.7	1.7
165,0°	2.2	2.2	2.2	2.2	2.2	2.2	1.7	1.7	1.7	1.7	1.7	1.7	1.7
167,5°	2.2	2.2	2.2	2.2	2.2	2.2	1.7	1.6	1.7	1.7	1.7	1.7	1.5
170,0°	1.6	1.7	1.7	1.7	1.7	1.7	1.5	1.5	1.5	1.3	1.4	1.3	1.3
172,5°	0.0	0.0	0.0	0.0	0.0	0.0	0.0	0.0	0.0	0.0	0.0	0.0	0.0
175,0°	0.0	0.0	0.0	0.0	0.0	0.0	0.0	0.0	0.0	0.0	0.0	0.0	0.0
177,5°	0.0	0.0	0.0	0.0	0.0	0.0	0.0	0.0	0.0	0.0	0.0	0.0	0.0
180,0°	0.0	0.0	0.0	0.0	0.0	0.0	0.0	0.0	0.0	0.0	0.0	0.0	0.0

## Lichttechnischer Prüfbefund

<b>Familie</b> DL 11 iQ	<b>Bestell-Nr.: 5XA5575LF14H000022 + 5XA54000XS</b> <b>EAN: 4058352956861 + 4050737730073</b>	<b>LP-Nummer</b> 59431_16
----------------------------	--	------------------------------

<b>Wertetabelle Lichtstärkemessung</b>	<b>Maximale Lichtstärke</b>	<b>siteco</b>
--	-----------------------------	---------------

C- Ebenen	220° 320°	225° 315°	230° 310°	235° 305°	240° 300°	245° 295°	250° 290°	255° 285°	260° 280°	265° 275°	270°	Phi-Zone	Summe Phi-Zone
$\gamma$	Lichtstärke in cd/klm											Lichtstrom in lm/klm	
115,0°	8.1	7.7	7.2	6.9	6.5	6.0	5.7	5.3	4.9	4.8	4.8	2.6	973.6
117,5°	8.1	7.7	7.2	6.8	6.5	6.0	5.7	5.3	4.9	4.8	4.8	2.5	976.1
120,0°	8.1	7.6	7.1	6.8	6.5	6.0	5.7	5.3	5.0	4.8	4.8	2.4	978.6
122,5°	7.9	7.5	7.0	6.7	6.3	6.0	5.6	5.2	4.9	4.8	4.8	2.3	980.9
125,0°	7.9	7.4	7.0	6.6	6.2	5.9	5.6	5.2	4.9	4.8	4.8	2.2	983.1
127,5°	7.8	7.4	7.0	6.7	6.2	5.9	5.6	5.2	5.1	4.8	4.8	2.1	985.1
130,0°	7.6	7.2	6.8	6.6	6.1	5.9	5.6	5.2	5.0	4.8	4.8	1.9	987.1
132,5°	7.3	7.0	6.6	6.3	6.1	5.8	5.5	5.2	4.9	4.8	4.8	1.8	988.9
135,0°	7.0	6.8	6.3	6.1	5.8	5.6	5.3	5.0	4.8	4.8	4.8	1.7	990.6
137,5°	6.7	6.5	6.1	6.0	5.7	5.5	5.2	4.9	4.8	4.8	4.8	1.5	992.1
140,0°	6.5	6.3	6.1	5.7	5.7	5.3	5.2	4.9	4.8	4.8	4.8	1.4	993.5
142,5°	6.3	6.1	5.8	5.7	5.7	5.3	5.1	4.8	4.8	4.8	4.8	1.3	994.8
145,0°	6.1	6.0	5.7	5.7	5.3	5.2	5.0	4.8	4.7	4.8	4.8	1.2	996.0
147,5°	5.7	5.5	5.4	5.2	5.2	4.9	4.8	4.5	4.4	4.4	4.7	1.0	997.0
150,0°	5.1	4.8	4.8	4.6	4.4	4.4	4.0	3.9	3.9	3.9	3.9	0.9	997.8
152,5°	4.3	4.0	3.9	3.9	3.6	3.5	3.5	3.2	3.1	3.1	3.1	0.7	998.5
155,0°	3.2	3.1	3.1	3.1	2.9	2.7	2.6	2.6	2.6	2.6	2.6	0.5	999.0
157,5°	2.6	2.4	2.4	2.2	2.2	2.2	2.2	2.2	2.2	2.2	2.2	0.3	999.3
160,0°	1.8	2.0	1.9	1.7	1.7	1.7	1.7	1.7	1.7	1.7	1.7	0.2	999.5
162,5°	1.7	1.7	1.7	1.7	1.7	1.7	1.7	1.7	1.7	1.7	1.7	0.2	999.7
165,0°	1.7	1.7	1.7	1.7	1.7	1.7	1.7	1.7	1.7	1.7	1.7	0.1	999.8
167,5°	1.7	1.7	1.7	1.7	1.7	1.7	1.7	1.7	1.6	1.5	1.6	0.1	999.9
170,0°	1.3	1.4	1.3	1.3	1.3	1.5	1.3	1.3	1.3	1.3	1.3	0.1	1000.0
172,5°	0.0	0.0	0.0	0.0	0.0	0.0	0.0	0.0	0.0	0.0	0.0	0.0	1000.0
175,0°	0.0	0.0	0.0	0.0	0.0	0.0	0.0	0.0	0.0	0.0	0.0	0.0	1000.0
177,5°	0.0	0.0	0.0	0.0	0.0	0.0	0.0	0.0	0.0	0.0	0.0	0.0	1000.0
180,0°	0.0	0.0	0.0	0.0	0.0	0.0	0.0	0.0	0.0	0.0	0.0	0.0	1000.0



## Lichttechnischer Prüfbefund

<b>Familie</b> DL 11 iQ	<b>Bestell-Nr.: 5XA5575LF14H000022 + 5XA54000XS</b> <b>EAN: 4058352956861 + 4050737730073</b>	<b>LP-Nummer</b> 59431_16
<b>Dimmstufen-Tabelle</b>		<b>Umgebungstemperatur: 25°C</b>
<b>siteco</b>		

Lichtstrom [%]	Dimmstufe linear	Dimmstufe logarithmisch	Lichtstrom [lm]	Systemleistung [W] Lebensdauerbeginn	Systemleistung [W] Lebensdauerende	Systemleistung [W] Durchschnitt
100	254	254	1450	10.0	10.4	10.2
95	241	252	1376	9.5	9.9	9.7
90	229	250	1307	9.0	9.3	9.2
85	216	248	1233	8.5	8.8	8.6
80	203	246	1159	8.0	8.3	8.2
75	190	243	1085	7.6	7.7	7.6
70	178	241	1016	7.1	7.3	7.2
65	165	238	942	6.6	6.8	6.7
60	152	235	868	6.1	6.4	6.2
55	140	232	799	5.7	5.9	5.8
50	127	229	725	5.3	5.5	5.4
45	114	225	651	4.8	5.0	4.9
40	102	221	582	4.4	4.6	4.5
35	89	216	508	4.0	4.1	4.0
30	76	210	434	3.6	3.7	3.6
30	75	209	428	3.5	3.7	3.6