


Lichttechnischer Prüfbefund

Familie
DL 11 iQ



Bestell-Nr.: 5XA5565LF14HP00022 + 5XA54000XS
EAN: 4058352956144 + 4050737730073

LP-Nummer
59431_148

Ausführung Mastaufsatz- oder Montage am Wandausleger, Spreader-Element, strukturiert
Optik asymmetrisch, extrem breit strahlend (P1.0a)
Abdeckung Abdeckung klar, PMMA
Bestückung LED 4000 K | CRI ≥ 70
Betriebsgerät EVG SITECO iQ
Bemessungswerte Nettolichtstrom = 4730 lm
Systemleistung = 33.6 W
Lichtausbeute = 140.8 lm/W

Seriendokumentation
18.03.2024

siteco

Lichtstärke in cd/klm

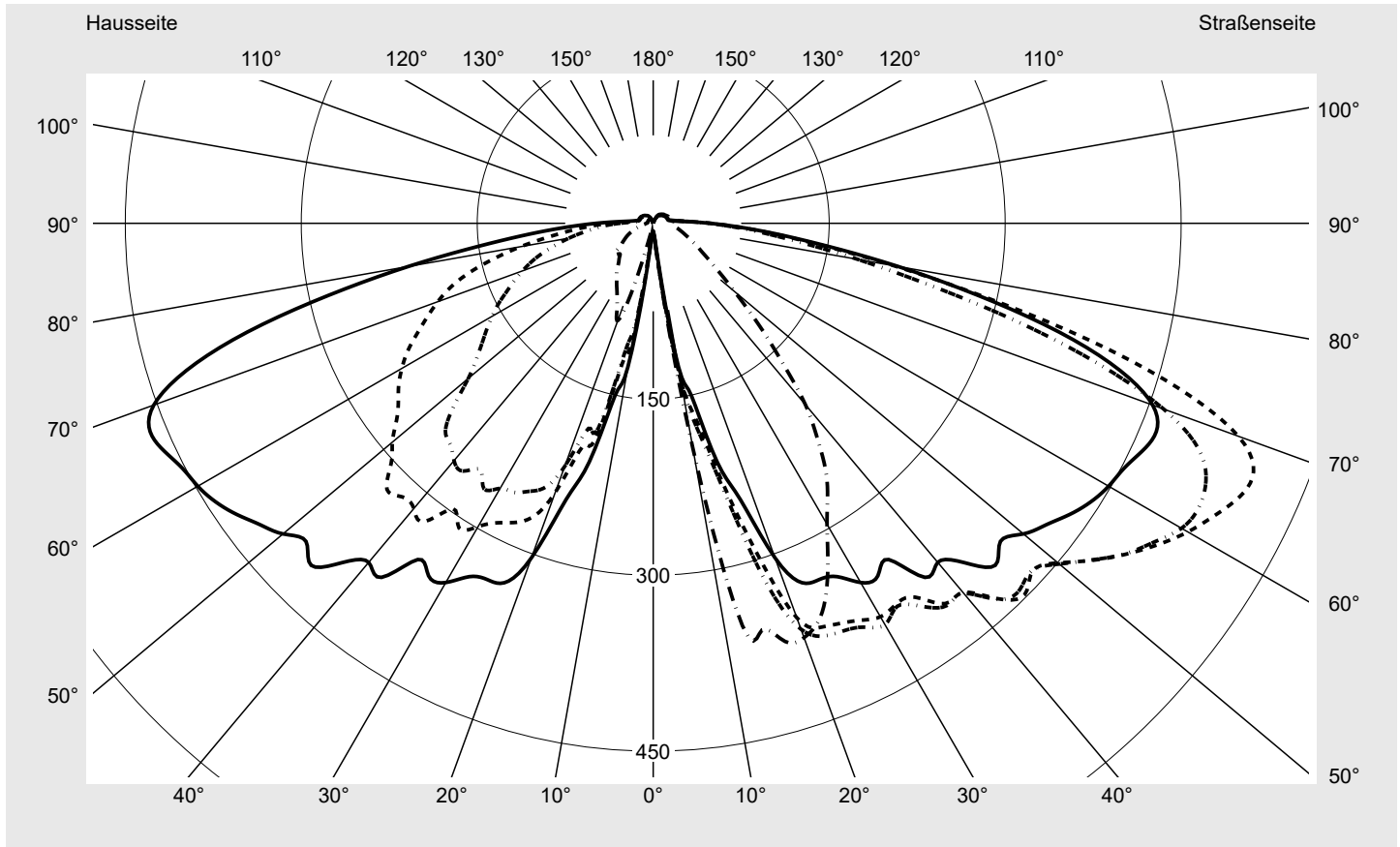
C180-0

C190-10

C195-15

C270-90

Imax: 554 cd/klm



Leuchtenbetriebswirkungsgrade

Eta	100.0%
Eta 0° - 90°	93.8%
Eta 90° - 180°	6.2%

Lichtstärkeklasse nach EN13201-2

Klasse:	---
Imax 70°	530.8
Imax 80°	223.1
Imax 90°	49.4
Imax >90°	32.4
Imax >95°	18.3

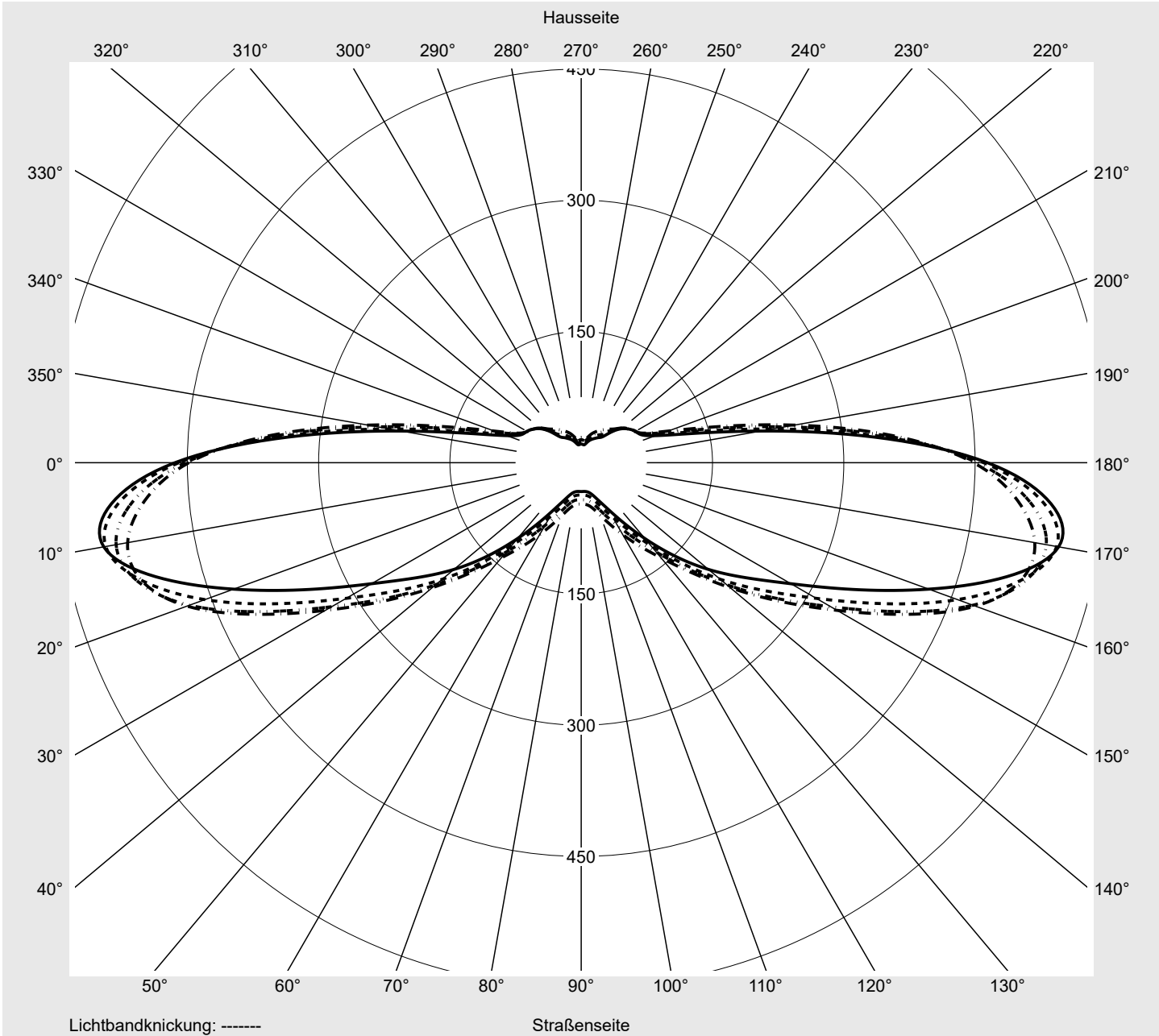
Messbedingungen

DIN EN 13032 und DIN 5032

Lichttechnischer Prüfbefund

Familie DL 11 iQ	Bestell-Nr.: 5XA5565LF14HP00022 + 5XA54000XS EAN: 4058352956144 + 4050737730073	LP-Nummer 59431_148
----------------------------	--	-------------------------------

Kegelmantelkurven in cd/klm KMK 67,5° KMK 65° KMK 62,5° KMK 60° siteco



Lichttechnischer Prüfbefund

Familie DL 11 iQ	Bestell-Nr.: 5XA5565LF14HP00022 + 5XA54000XS EAN: 4058352956144 + 4050737730073	LP-Nummer 59431_148
Wertetabelle Lichtstärkemessung		Maximale Lichtstärke
		siteco

C- Ebenen	0° 180°	5° 175°	10° 170°	15° 165°	20° 160°	25° 155°	30° 150°	35° 145°	40° 140°	45° 135°	50° 130°	55° 125°	60° 120°
γ	Lichtstärke in cd/klm												
0,0°	7.3	7.3	7.3	7.3	7.3	7.3	7.3	7.3	7.3	7.3	7.3	7.3	7.3
2,5°	7.2	7.2	7.4	7.4	7.5	7.7	7.7	7.8	7.9	8.1	8.1	8.2	8.4
5,0°	11.3	12.0	12.6	13.2	13.5	14.0	14.8	15.3	15.4	15.3	15.3	15.1	14.8
7,5°	34.6	40.9	46.9	52.8	57.4	61.7	64.9	67.7	69.8	68.9	67.3	65.5	63.2
10,0°	124.6	132.3	135.8	138.7	140.1	143.4	146.7	154.7	159.2	159.2	163.5	170.5	175.5
12,5°	150.6	160.0	173.6	185.3	190.9	199.1	206.8	216.1	228.4	246.2	266.0	275.6	289.2
15,0°	210.6	219.1	229.6	241.6	246.7	261.4	283.0	305.2	327.4	347.0	359.5	364.3	366.6
17,5°	246.8	273.6	296.5	322.7	342.6	359.5	372.6	387.0	383.1	388.5	388.4	385.7	383.5
20,0°	303.5	336.3	357.9	368.3	377.6	382.1	383.3	386.6	387.3	392.2	391.7	392.1	390.8
22,5°	331.7	356.9	372.8	380.8	394.0	393.2	387.3	389.2	390.5	392.2	388.0	387.5	382.8
25,0°	335.1	359.1	376.4	383.4	386.1	386.4	385.5	386.4	383.1	382.9	378.5	374.6	368.8
27,5°	339.6	362.9	381.6	388.2	390.0	392.5	390.5	386.1	379.5	374.0	365.2	356.6	346.9
30,0°	353.6	374.1	387.4	395.2	395.3	394.4	392.1	384.4	375.6	366.0	356.0	342.2	326.8
32,5°	356.4	376.5	385.1	387.2	382.5	378.0	376.9	367.7	358.0	346.2	335.4	321.8	303.9
35,0°	349.9	369.1	389.1	398.5	396.0	390.5	384.1	373.6	355.9	337.8	319.0	300.4	281.5
37,5°	380.5	396.0	408.7	410.9	400.8	391.1	378.5	360.5	340.3	320.9	299.3	278.6	259.6
40,0°	377.3	400.8	410.8	412.0	399.7	386.3	372.3	351.4	328.3	304.0	278.4	253.4	234.7
42,5°	392.3	419.8	433.9	434.9	423.4	403.3	380.1	349.3	317.1	284.3	254.7	229.7	210.7
45,0°	412.3	433.0	447.7	441.8	422.4	394.6	363.0	328.8	293.9	262.1	233.8	209.6	191.8
47,5°	401.4	423.5	438.7	438.1	420.7	389.3	352.3	310.6	271.2	237.8	208.9	186.6	169.0
50,0°	411.9	435.3	450.4	451.9	432.8	394.9	347.6	297.2	252.5	216.7	188.1	166.8	149.9
52,5°	422.2	456.5	471.9	471.4	446.6	401.1	343.9	287.4	238.3	200.1	171.3	150.9	133.8
55,0°	433.0	472.1	491.8	491.2	461.0	406.6	342.7	282.8	230.3	189.4	159.3	137.5	119.4
57,5°	442.1	487.3	509.9	506.0	471.3	408.8	341.0	280.3	227.1	183.7	150.7	127.0	106.8
60,0°	448.3	500.8	526.2	520.0	479.3	410.1	337.5	275.9	222.4	177.2	141.9	116.2	94.9
62,5°	452.4	514.6	539.6	524.4	476.3	402.8	329.2	269.5	217.0	170.8	133.2	104.9	83.0
65,0°	459.8	530.5	551.6	519.9	457.5	381.2	310.1	254.7	207.3	162.3	123.5	93.6	71.8
67,5°	464.2	538.8	553.9	503.4	422.6	342.8	276.7	229.0	189.7	150.4	113.2	83.0	61.4
70,0°	453.0	524.6	530.8	463.1	369.1	290.3	232.9	194.0	164.4	134.1	101.0	72.5	52.4
72,5°	417.2	476.2	471.4	397.5	304.6	233.4	186.9	156.6	135.8	114.4	87.6	62.4	44.9
75,0°	358.2	398.4	384.7	317.9	239.0	181.1	145.7	123.3	107.6	93.0	73.0	53.1	38.6
77,5°	283.2	305.8	288.1	238.6	181.0	137.6	112.1	96.2	84.2	74.5	61.1	46.5	35.1
80,0°	212.0	223.1	208.5	177.1	137.6	105.9	87.6	75.8	65.6	58.0	49.0	38.9	30.5
82,5°	150.3	155.1	146.4	128.7	103.8	81.4	68.3	59.7	51.3	45.3	39.6	32.8	26.7
85,0°	106.1	108.5	103.6	94.4	78.9	63.0	53.5	47.2	40.6	35.8	31.7	27.1	23.1
87,5°	73.2	74.6	72.4	67.9	58.4	47.8	41.4	37.1	32.5	28.9	26.2	23.6	20.9
90,0°	48.5	49.4	49.1	47.7	42.5	36.2	32.0	29.5	26.5	24.2	22.5	21.0	19.4
92,5°	30.7	31.7	32.4	32.4	30.3	27.1	24.8	23.6	21.8	20.6	19.6	18.9	18.2
95,0°	20.8	21.9	22.6	23.1	22.6	20.9	19.8	19.3	18.6	17.9	17.7	17.5	17.1
97,5°	16.3	16.9	17.7	18.3	18.1	17.7	17.1	16.8	16.6	16.2	16.2	16.2	16.0
100,0°	13.8	14.4	14.9	15.4	15.6	15.6	15.3	15.4	15.4	15.1	15.1	15.1	15.1
102,5°	12.9	13.3	13.8	14.0	14.2	14.4	14.4	14.6	14.6	14.6	14.6	14.6	14.6
105,0°	12.7	13.1	13.4	13.7	13.8	14.0	14.0	14.2	14.3	14.4	14.4	14.4	14.4
107,5°	12.5	12.9	13.2	13.6	13.6	13.8	13.8	13.8	14.0	14.2	14.2	14.2	14.2
110,0°	12.4	12.7	13.0	13.3	13.4	13.6	13.6	13.7	13.8	13.9	14.0	14.0	14.0
112,5°	12.2	12.5	12.8	13.1	13.1	13.3	13.3	13.4	13.6	13.7	13.7	13.8	13.8

Lichttechnischer Prüfbefund

Familie DL 11 iQ	Bestell-Nr.: 5XA5565LF14HP00022 + 5XA54000XS EAN: 4058352956144 + 4050737730073	LP-Nummer 59431_148
Wertetabelle Lichtstärkemessung		Maximale Lichtstärke
		siteco

C- Ebenen	65° 115°	70° 110°	75° 105°	80° 100°	85° 95°	90°	185° 355°	190° 350°	195° 345°	200° 340°	205° 335°	210° 330°	215° 325°
γ	Lichtstärke in cd/klm												
0,0°	7.3	7.3	7.3	7.3	7.3	7.3	7.3	7.3	7.3	7.3	7.3	7.3	7.3
2,5°	8.6	8.7	8.9	9.1	9.0	9.1	7.4	7.3	7.2	7.1	7.3	7.3	7.5
5,0°	14.7	14.4	14.1	14.0	14.2	14.4	10.7	10.3	10.0	9.6	9.8	9.6	8.6
7,5°	60.2	56.9	53.9	53.0	52.2	52.3	29.1	23.6	18.9	15.8	12.9	10.8	9.7
10,0°	179.4	183.3	188.3	192.4	194.9	195.2	114.4	101.7	86.4	68.4	50.9	37.1	26.4
12,5°	303.7	317.0	332.3	343.5	349.8	351.5	138.4	123.1	114.3	109.5	104.5	98.6	89.3
15,0°	366.7	364.2	363.1	362.2	359.4	358.8	202.5	190.4	180.9	163.7	151.2	132.3	116.4
17,5°	379.8	378.6	376.6	374.8	373.2	373.8	220.7	199.0	183.4	167.9	150.4	132.1	119.3
20,0°	384.8	381.7	378.8	376.6	376.5	375.9	277.5	244.3	220.6	194.6	167.6	145.2	123.1
22,5°	375.5	370.8	367.9	366.9	368.2	367.6	304.6	271.8	244.6	212.4	175.6	146.3	121.7
25,0°	358.8	351.0	347.4	348.7	348.8	348.7	309.8	281.5	252.2	220.7	183.3	151.7	119.5
27,5°	336.5	327.3	323.3	323.7	322.8	322.4	316.7	287.9	258.5	220.7	183.7	146.3	114.3
30,0°	313.5	302.3	297.3	298.1	296.8	296.3	332.1	298.5	260.9	218.6	180.6	140.8	108.1
32,5°	290.4	278.9	275.7	276.8	276.8	276.6	337.3	308.0	268.4	219.2	175.0	131.2	96.9
35,0°	267.7	259.5	256.9	256.4	256.5	256.0	329.2	297.2	256.7	208.3	165.0	122.9	90.3
37,5°	246.1	238.2	234.4	232.0	229.6	229.0	354.4	320.6	266.2	211.0	161.1	113.5	83.2
40,0°	221.1	212.4	206.9	203.3	201.9	201.8	357.2	317.5	264.1	208.0	152.7	108.7	79.2
42,5°	197.1	186.2	178.0	171.7	167.8	166.5	363.9	316.4	255.9	192.7	139.4	99.4	75.1
45,0°	176.6	163.2	152.0	143.8	138.5	136.9	376.8	320.9	250.5	179.8	126.6	90.4	72.8
47,5°	153.5	139.2	127.2	118.1	112.5	111.2	363.7	303.0	230.4	159.5	108.6	81.7	68.3
50,0°	133.9	118.9	106.1	97.3	92.1	90.7	365.1	290.3	205.8	136.9	93.4	73.2	64.4
52,5°	117.2	102.0	89.4	80.9	76.4	75.2	360.3	275.8	189.9	123.5	85.0	68.7	63.0
55,0°	102.0	87.0	75.1	67.7	63.9	63.1	360.4	265.2	178.1	115.4	81.2	68.3	63.4
57,5°	89.5	74.6	63.9	57.6	54.7	54.3	360.4	257.3	168.3	110.3	80.3	69.4	65.0
60,0°	77.7	64.1	54.8	49.7	47.7	47.2	356.6	247.4	158.4	105.8	80.0	71.1	66.6
62,5°	67.0	54.9	47.6	43.8	42.6	42.4	351.0	236.0	148.8	100.7	78.8	71.6	67.1
65,0°	57.0	46.7	40.8	38.2	37.1	36.9	344.5	221.9	137.9	95.3	77.2	71.8	67.0
67,5°	48.2	39.9	35.5	33.6	33.0	33.0	336.1	208.5	128.4	90.5	75.7	71.7	66.9
70,0°	41.0	34.6	31.2	29.8	29.5	29.5	321.8	195.4	118.5	85.0	73.8	70.0	64.7
72,5°	35.3	30.3	27.8	26.8	26.7	26.7	297.8	180.9	108.6	79.1	70.4	66.8	61.5
75,0°	30.8	26.8	24.9	24.3	24.0	24.0	262.0	162.1	97.3	71.6	64.2	60.2	54.6
77,5°	28.2	24.6	22.8	22.1	21.9	21.9	215.6	138.8	84.9	63.4	57.1	52.9	47.0
80,0°	25.3	22.4	20.9	20.2	20.0	19.7	169.2	114.7	73.0	55.3	49.4	45.0	39.2
82,5°	22.7	20.3	19.1	18.6	18.4	18.4	125.9	90.5	60.9	46.9	41.8	37.6	32.3
85,0°	20.5	18.9	18.0	17.5	17.1	17.0	92.5	70.3	50.1	39.6	34.8	30.8	26.4
87,5°	19.1	17.9	17.1	16.6	16.3	16.2	66.2	52.6	39.7	32.2	28.1	24.6	21.5
90,0°	18.1	17.2	16.7	16.2	16.2	16.2	44.7	36.9	28.7	23.3	20.1	18.1	16.2
92,5°	17.3	16.6	16.2	16.2	16.2	16.3	28.2	24.3	19.7	16.2	14.4	13.4	12.3
95,0°	16.3	16.0	15.7	15.8	16.2	16.2	19.5	17.5	15.3	13.4	12.3	11.4	10.5
97,5°	15.7	15.5	15.4	15.6	15.7	15.7	15.2	14.0	12.8	11.8	10.9	10.1	9.3
100,0°	15.1	15.1	14.9	15.2	15.3	15.3	13.1	12.5	11.6	10.8	10.3	9.6	9.0
102,5°	14.6	14.6	14.7	14.9	14.9	14.9	12.4	11.9	11.2	10.6	10.1	9.4	8.9
105,0°	14.4	14.4	14.4	14.5	14.8	14.9	12.1	11.7	11.1	10.6	9.9	9.4	8.9
107,5°	14.2	14.2	14.3	14.4	14.4	14.4	12.1	11.6	11.1	10.6	9.9	9.4	8.7
110,0°	14.0	14.0	14.0	14.1	14.4	14.4	11.9	11.5	10.9	10.4	9.8	9.2	8.7
112,5°	13.6	13.8	13.8	14.0	14.0	14.0	11.7	11.2	10.8	10.3	9.8	9.2	8.6

Lichttechnischer Prüfbefund

Familie DL 11 iQ	Bestell-Nr.: 5XA5565LF14HP00022 + 5XA54000XS EAN: 4058352956144 + 4050737730073	LP-Nummer 59431_148
----------------------------	--	-------------------------------

Wertetabelle Lichtstärkemessung	Maximale Lichtstärke	siteco
--	-----------------------------	---------------

C- Ebenen	220° 320°	225° 315°	230° 310°	235° 305°	240° 300°	245° 295°	250° 290°	255° 285°	260° 280°	265° 275°	270°	Phi-Zone	Summe Phi-Zone
γ	Lichtstärke in cd/klm											Lichtstrom in lm/klm	
0,0°	7.3	7.3	7.3	7.3	7.3	7.3	7.3	7.3	7.3	7.3	7.3	0.0	0.0
2,5°	7.8	8.2	8.6	9.0	9.6	10.3	10.7	10.6	10.5	10.5	10.2	0.1	0.1
5,0°	7.9	7.6	7.4	7.4	7.2	7.1	7.0	6.8	6.7	6.7	6.6	0.3	0.4
7,5°	8.8	8.1	7.4	7.2	6.9	6.9	6.8	6.6	6.5	6.4	6.4	1.3	1.6
10,0°	19.2	15.3	12.0	9.5	8.5	8.0	7.6	7.0	6.5	6.4	6.4	4.7	6.4
12,5°	76.2	60.6	44.8	31.7	21.4	14.9	11.5	9.1	8.1	7.7	7.5	9.4	15.7
15,0°	103.9	92.0	82.7	73.7	63.1	51.4	40.9	30.5	22.0	17.8	16.9	14.7	30.5
17,5°	107.4	96.7	86.6	78.8	74.3	71.9	67.3	63.0	61.9	62.7	63.4	19.6	50.1
20,0°	106.6	95.1	86.8	81.6	78.0	77.4	74.5	71.0	77.0	85.3	88.1	23.9	74.0
22,5°	104.4	91.9	84.3	78.9	76.8	77.3	73.8	69.5	72.7	79.1	80.8	27.1	101.1
25,0°	99.9	84.4	75.6	70.6	70.1	72.3	70.2	64.4	65.7	71.0	72.8	29.3	130.5
27,5°	90.3	75.6	67.8	64.2	64.8	66.9	64.2	58.0	58.6	64.7	66.8	31.2	161.7
30,0°	83.1	69.0	62.9	60.4	61.0	62.8	60.7	52.6	53.2	59.4	62.2	33.1	194.8
32,5°	75.0	63.5	59.5	58.1	58.5	59.4	57.5	49.6	49.2	55.0	58.0	34.2	229.0
35,0°	69.1	58.9	56.3	55.7	55.8	56.9	54.8	47.1	46.4	51.6	54.3	35.5	264.5
37,5°	65.2	56.6	54.3	53.9	53.9	54.2	51.6	44.7	43.6	48.1	50.9	37.0	301.5
40,0°	63.6	57.7	55.4	53.2	51.7	51.5	49.2	42.6	40.6	44.4	46.6	37.6	339.1
42,5°	62.3	56.9	55.3	54.5	52.7	50.5	46.5	40.2	37.9	41.5	43.3	38.5	377.6
45,0°	63.9	58.1	56.3	55.4	52.7	50.2	47.3	39.8	36.4	39.2	40.7	38.8	416.4
47,5°	63.2	62.1	61.4	57.6	53.7	50.3	45.7	40.0	37.1	37.5	38.6	38.2	454.6
50,0°	61.3	60.5	61.6	59.2	54.1	49.8	45.2	39.2	36.5	38.9	41.5	38.2	492.7
52,5°	60.3	58.9	58.2	55.1	51.1	48.1	43.5	38.3	37.5	39.7	40.8	38.5	531.3
55,0°	59.8	57.2	56.3	53.2	49.5	45.9	42.4	37.4	33.8	33.8	34.4	39.1	570.3
57,5°	61.6	57.6	56.4	52.6	47.3	42.2	37.8	32.7	29.9	30.5	31.3	39.7	610.1
60,0°	61.7	54.7	50.1	46.2	42.6	39.0	35.2	30.6	27.5	27.9	28.7	40.1	650.2
62,5°	61.5	53.3	46.8	42.8	39.5	36.3	32.7	28.4	25.3	25.8	26.3	40.2	690.4
65,0°	61.2	51.6	42.8	39.1	36.0	32.9	29.8	26.1	23.3	23.3	23.9	39.7	730.1
67,5°	60.4	50.5	39.3	35.1	32.3	29.7	26.9	23.5	20.9	20.9	21.3	38.4	768.6
70,0°	57.9	48.1	35.6	31.4	28.7	26.5	23.9	21.0	18.6	18.4	18.7	35.9	804.4
72,5°	54.6	45.4	32.0	27.8	25.3	23.2	21.1	18.6	16.5	16.1	16.2	32.0	836.4
75,0°	47.7	39.6	28.2	24.5	22.1	20.3	18.2	16.2	14.3	13.9	14.0	27.1	863.5
77,5°	40.3	33.4	24.3	21.1	19.0	17.3	15.6	13.8	12.1	11.9	11.9	21.9	885.4
80,0°	33.2	28.1	21.3	18.4	16.4	14.9	13.4	11.9	10.4	9.9	10.1	17.4	902.8
82,5°	27.4	23.7	18.4	16.0	14.2	12.7	11.2	9.9	8.6	8.2	8.3	13.5	916.3
85,0°	23.2	20.5	16.3	14.1	12.5	11.0	9.7	8.5	7.4	7.0	7.0	10.6	926.8
87,5°	19.5	17.6	14.1	12.3	11.0	9.5	8.5	7.3	6.6	6.4	6.6	8.2	935.0
90,0°	14.8	13.3	11.5	10.3	9.1	8.1	7.2	6.4	5.8	5.8	5.7	6.3	941.3
92,5°	11.3	10.4	9.6	8.7	7.8	6.8	6.1	5.6	5.2	5.3	5.3	4.8	946.1
95,0°	9.6	8.8	8.1	7.3	6.8	6.1	5.7	5.3	5.1	5.2	5.2	3.9	950.0
97,5°	8.6	7.9	7.3	6.9	6.4	5.9	5.7	5.3	4.9	4.8	4.8	3.4	953.5
100,0°	8.4	7.9	7.3	6.8	6.3	5.9	5.5	5.2	4.8	4.8	4.7	3.2	956.7
102,5°	8.4	7.7	7.3	6.9	6.4	5.9	5.7	5.2	4.8	4.7	4.7	3.0	959.7
105,0°	8.2	7.7	7.2	6.8	6.3	5.9	5.5	5.1	4.8	4.7	4.7	2.9	962.6
107,5°	8.2	7.7	7.2	6.8	6.3	5.9	5.6	5.1	4.8	4.5	4.7	2.9	965.5
110,0°	8.2	7.7	7.2	6.8	6.3	5.9	5.5	5.2	4.8	4.7	4.7	2.8	968.3
112,5°	8.1	7.7	7.2	6.8	6.3	6.0	5.6	5.1	4.8	4.8	4.7	2.7	971.0

Lichttechnischer Prüfbefund

Familie DL 11 iQ	Bestell-Nr.: 5XA5565LF14HP00022 + 5XA54000XS EAN: 4058352956144 + 4050737730073	LP-Nummer 59431_148
----------------------------	--	-------------------------------

Wertetabelle Lichtstärkemessung	Maximale Lichtstärke	siteco
--	-----------------------------	---------------

C- Ebenen	0° 180°	5° 175°	10° 170°	15° 165°	20° 160°	25° 155°	30° 150°	35° 145°	40° 140°	45° 135°	50° 130°	55° 125°	60° 120°
γ	Lichtstärke in cd/klm												
115,0°	12.1	12.5	12.7	12.8	13.0	13.1	13.1	13.3	13.3	13.3	13.3	13.5	13.4
117,5°	11.9	12.1	12.4	12.6	12.8	12.9	12.9	13.0	13.1	13.1	13.1	13.2	13.1
120,0°	11.7	12.0	12.1	12.4	12.5	12.5	12.6	12.7	12.8	12.9	12.9	12.9	12.9
122,5°	11.2	11.6	11.8	12.0	12.1	12.2	12.2	12.3	12.5	12.5	12.5	12.5	12.5
125,0°	10.9	11.2	11.4	11.6	11.8	11.8	12.0	12.0	12.0	12.0	12.0	12.1	12.1
127,5°	10.7	10.9	11.1	11.2	11.4	11.4	11.6	11.6	11.7	11.7	11.8	11.8	11.8
130,0°	10.2	10.5	10.8	10.9	10.9	11.1	11.1	11.2	11.4	11.4	11.4	11.4	11.4
132,5°	9.9	10.1	10.2	10.3	10.5	10.6	10.7	10.8	10.9	10.9	10.9	10.9	11.0
135,0°	9.4	9.6	9.8	9.9	10.1	10.2	10.3	10.3	10.5	10.5	10.5	10.5	10.6
137,5°	9.0	9.2	9.2	9.5	9.6	9.8	9.9	10.1	10.1	10.1	10.1	10.1	10.2
140,0°	8.5	8.7	9.0	9.2	9.2	9.3	9.5	9.6	9.6	9.6	9.8	9.8	10.0
142,5°	8.3	8.3	8.7	8.7	8.8	9.2	9.2	9.2	9.2	9.4	9.5	9.6	9.6
145,0°	7.8	7.9	8.2	8.3	8.5	8.7	8.7	8.8	9.0	8.9	9.2	9.2	9.2
147,5°	7.3	7.5	7.7	7.8	7.9	8.2	8.3	8.3	8.3	8.5	8.6	8.6	8.7
150,0°	6.4	6.6	6.8	7.0	7.1	7.4	7.4	7.4	7.6	7.7	7.7	7.9	7.9
152,5°	5.5	5.7	5.7	5.9	6.0	6.3	6.3	6.4	6.6	6.6	6.6	6.6	6.6
155,0°	4.2	4.4	4.6	4.7	4.8	4.9	5.0	5.1	5.1	5.2	5.2	5.2	5.2
157,5°	3.1	3.2	3.4	3.5	3.5	3.5	3.7	3.7	3.7	3.7	3.8	3.7	3.9
160,0°	2.3	2.4	2.5	2.6	2.6	2.6	2.6	2.6	2.6	2.6	2.6	2.6	2.6
162,5°	2.0	2.2	2.2	2.2	2.2	2.2	2.2	2.2	2.2	2.2	2.2	2.2	2.2
165,0°	1.7	1.7	1.7	1.9	2.0	2.2	2.2	2.2	2.2	2.2	2.2	2.2	2.2
167,5°	1.7	1.7	1.7	1.7	1.7	1.8	1.8	2.2	2.2	2.2	2.2	2.2	2.2
170,0°	1.5	1.5	1.7	1.6	1.6	1.7	1.7	1.6	1.7	1.7	1.7	1.7	1.6
172,5°	0.0	0.0	0.0	0.0	0.0	0.0	0.0	0.0	0.0	0.0	0.0	0.0	0.0
175,0°	0.0	0.0	0.0	0.0	0.0	0.0	0.0	0.0	0.0	0.0	0.0	0.0	0.0
177,5°	0.0	0.0	0.0	0.0	0.0	0.0	0.0	0.0	0.0	0.0	0.0	0.0	0.0
180,0°	0.0	0.0	0.0	0.0	0.0	0.0	0.0	0.0	0.0	0.0	0.0	0.0	0.0

Lichttechnischer Prüfbefund

Familie DL 11 iQ	Bestell-Nr.: 5XA5565LF14HP00022 + 5XA54000XS EAN: 4058352956144 + 4050737730073	LP-Nummer 59431_148
Wertetabelle Lichtstärkemessung		Maximale Lichtstärke
		siteco

C- Ebenen	65° 115°	70° 110°	75° 105°	80° 100°	85° 95°	90°	185° 355°	190° 350°	195° 345°	200° 340°	205° 335°	210° 330°	215° 325°
γ	Lichtstärke in cd/klm												
115,0°	13.6	13.6	13.6	13.6	13.8	14.0	11.7	11.2	10.7	10.3	9.8	9.2	8.7
117,5°	13.1	13.2	13.2	13.4	13.4	13.6	11.5	11.1	10.6	10.2	9.7	9.2	8.7
120,0°	12.9	12.9	13.0	13.1	13.1	13.1	11.2	10.8	10.4	10.1	9.5	9.1	8.5
122,5°	12.7	12.6	12.7	12.7	12.7	12.7	10.9	10.6	10.3	9.8	9.4	9.1	8.4
125,0°	12.2	12.2	12.2	12.2	12.2	12.2	10.6	10.3	10.1	9.6	9.2	8.7	8.3
127,5°	11.8	11.8	11.8	11.8	11.8	11.8	10.3	10.1	9.6	9.4	9.0	8.6	8.2
130,0°	11.4	11.4	11.4	11.4	11.7	11.8	10.0	9.6	9.4	9.2	8.7	8.3	7.9
132,5°	11.0	11.0	10.9	11.0	11.1	11.3	9.5	9.3	9.0	8.7	8.3	8.1	7.7
135,0°	10.7	10.6	10.6	10.8	10.8	10.9	9.2	8.9	8.5	8.3	7.9	7.8	7.3
137,5°	10.4	10.5	10.4	10.4	10.5	10.5	8.7	8.3	8.2	7.9	7.7	7.3	7.0
140,0°	10.1	9.9	10.1	10.1	10.1	10.1	8.3	8.0	7.8	7.5	7.4	7.0	6.8
142,5°	9.6	9.6	9.6	9.6	9.6	9.6	7.9	7.7	7.5	7.3	7.0	6.9	6.6
145,0°	9.2	9.2	9.2	9.2	9.2	9.2	7.5	7.3	7.1	7.0	6.8	6.6	6.3
147,5°	8.7	8.7	8.7	8.7	8.7	8.7	7.0	6.8	6.7	6.5	6.1	6.1	5.9
150,0°	7.9	7.9	7.9	7.9	7.9	7.9	6.3	6.1	5.9	5.7	5.7	5.5	5.2
152,5°	6.7	6.8	7.0	6.7	7.0	7.0	5.4	5.2	5.0	4.8	4.7	4.6	4.4
155,0°	5.2	5.2	5.2	5.2	5.2	5.2	4.2	4.0	3.8	3.7	3.5	3.5	3.3
157,5°	3.9	3.9	3.9	3.9	3.9	3.9	3.1	2.9	2.8	2.7	2.6	2.6	2.6
160,0°	2.6	2.6	2.6	2.6	2.6	2.6	2.2	2.2	2.2	2.2	2.1	2.0	2.1
162,5°	2.2	2.2	2.2	2.2	2.2	2.2	1.8	1.7	1.7	1.7	1.7	1.7	1.7
165,0°	2.2	2.2	2.2	2.2	2.2	2.2	1.7	1.7	1.7	1.7	1.7	1.7	1.7
167,5°	2.2	2.2	2.2	2.2	2.2	2.2	1.7	1.6	1.7	1.7	1.7	1.7	1.5
170,0°	1.6	1.7	1.7	1.7	1.7	1.7	1.5	1.5	1.5	1.3	1.4	1.3	1.3
172,5°	0.0	0.0	0.0	0.0	0.0	0.0	0.0	0.0	0.0	0.0	0.0	0.0	0.0
175,0°	0.0	0.0	0.0	0.0	0.0	0.0	0.0	0.0	0.0	0.0	0.0	0.0	0.0
177,5°	0.0	0.0	0.0	0.0	0.0	0.0	0.0	0.0	0.0	0.0	0.0	0.0	0.0
180,0°	0.0	0.0	0.0	0.0	0.0	0.0	0.0	0.0	0.0	0.0	0.0	0.0	0.0

Lichttechnischer Prüfbefund

Familie DL 11 iQ	Bestell-Nr.: 5XA5565LF14HP00022 + 5XA54000XS EAN: 4058352956144 + 4050737730073	LP-Nummer 59431_148
----------------------------	--	-------------------------------

Wertetabelle Lichtstärkemessung	Maximale Lichtstärke	siteco
--	-----------------------------	---------------

C- Ebenen	220° 320°	225° 315°	230° 310°	235° 305°	240° 300°	245° 295°	250° 290°	255° 285°	260° 280°	265° 275°	270°	Phi-Zone	Summe Phi-Zone
γ	Lichtstärke in cd/klm											Lichtstrom in lm/klm	
115,0°	8.1	7.7	7.2	6.9	6.5	6.0	5.7	5.3	4.9	4.8	4.8	2.6	973.6
117,5°	8.1	7.7	7.2	6.8	6.5	6.0	5.7	5.3	4.9	4.8	4.8	2.5	976.1
120,0°	8.1	7.6	7.1	6.8	6.5	6.0	5.7	5.3	5.0	4.8	4.8	2.4	978.6
122,5°	7.9	7.5	7.0	6.7	6.3	6.0	5.6	5.2	4.9	4.8	4.8	2.3	980.9
125,0°	7.9	7.4	7.0	6.6	6.2	5.9	5.6	5.2	4.9	4.8	4.8	2.2	983.1
127,5°	7.8	7.4	7.0	6.7	6.2	5.9	5.6	5.2	5.1	4.8	4.8	2.1	985.1
130,0°	7.6	7.2	6.8	6.6	6.1	5.9	5.6	5.2	5.0	4.8	4.8	1.9	987.1
132,5°	7.3	7.0	6.6	6.3	6.1	5.8	5.5	5.2	4.9	4.8	4.8	1.8	988.9
135,0°	7.0	6.8	6.3	6.1	5.8	5.6	5.3	5.0	4.8	4.8	4.8	1.7	990.6
137,5°	6.7	6.5	6.1	6.0	5.7	5.5	5.2	4.9	4.8	4.8	4.8	1.5	992.1
140,0°	6.5	6.3	6.1	5.7	5.7	5.3	5.2	4.9	4.8	4.8	4.8	1.4	993.5
142,5°	6.3	6.1	5.8	5.7	5.7	5.3	5.1	4.8	4.8	4.8	4.8	1.3	994.8
145,0°	6.1	6.0	5.7	5.7	5.3	5.2	5.0	4.8	4.7	4.8	4.8	1.2	996.0
147,5°	5.7	5.5	5.4	5.2	5.2	4.9	4.8	4.5	4.4	4.4	4.7	1.0	997.0
150,0°	5.1	4.8	4.8	4.6	4.4	4.4	4.0	3.9	3.9	3.9	3.9	0.9	997.8
152,5°	4.3	4.0	3.9	3.9	3.6	3.5	3.5	3.2	3.1	3.1	3.1	0.7	998.5
155,0°	3.2	3.1	3.1	3.1	2.9	2.7	2.6	2.6	2.6	2.6	2.6	0.5	999.0
157,5°	2.6	2.4	2.4	2.2	2.2	2.2	2.2	2.2	2.2	2.2	2.2	0.3	999.3
160,0°	1.8	2.0	1.9	1.7	1.7	1.7	1.7	1.7	1.7	1.7	1.7	0.2	999.5
162,5°	1.7	1.7	1.7	1.7	1.7	1.7	1.7	1.7	1.7	1.7	1.7	0.2	999.7
165,0°	1.7	1.7	1.7	1.7	1.7	1.7	1.7	1.7	1.7	1.7	1.7	0.1	999.8
167,5°	1.7	1.7	1.7	1.7	1.7	1.7	1.7	1.7	1.6	1.5	1.6	0.1	999.9
170,0°	1.3	1.4	1.3	1.3	1.3	1.5	1.3	1.3	1.3	1.3	1.3	0.1	1000.0
172,5°	0.0	0.0	0.0	0.0	0.0	0.0	0.0	0.0	0.0	0.0	0.0	0.0	1000.0
175,0°	0.0	0.0	0.0	0.0	0.0	0.0	0.0	0.0	0.0	0.0	0.0	0.0	1000.0
177,5°	0.0	0.0	0.0	0.0	0.0	0.0	0.0	0.0	0.0	0.0	0.0	0.0	1000.0
180,0°	0.0	0.0	0.0	0.0	0.0	0.0	0.0	0.0	0.0	0.0	0.0	0.0	1000.0

Lichttechnischer Prüfbefund

Familie DL 11 iQ	Bestell-Nr.: 5XA5565LF14HP00022 + 5XA54000XS EAN: 4058352956144 + 4050737730073	LP-Nummer 59431_148
Dimmstufen-Tabelle		siteco
Umgebungstemperatur: 25°C		

Lichtstrom [%]	Dimmstufe linear	Dimmstufe logarithmisch	Lichtstrom [lm]	Systemleistung [W] Lebensdauerbeginn	Systemleistung [W] Lebensdauerende	Systemleistung [W] Durchschnitt
100	254	254	4730	33.6	35.9	34.8
95	241	252	4488	31.4	33.5	32.4
90	229	250	4264	29.4	31.4	30.4
85	216	248	4022	27.4	29.2	28.3
80	203	246	3780	25.5	27.1	26.3
75	190	243	3538	23.6	25.2	24.4
70	178	241	3315	21.9	23.3	22.6
65	165	238	3073	20.2	21.5	20.8
60	152	235	2831	18.5	19.6	19.0
55	140	232	2607	16.9	18.0	17.4
50	127	229	2365	15.3	16.2	15.8
45	114	225	2123	13.7	14.5	14.1
40	102	221	1899	12.3	13.0	12.6
35	89	216	1657	10.8	11.4	11.1
30	76	210	1415	9.3	9.8	9.6
25	63	203	1173	7.8	8.2	8.0
20	51	195	950	6.6	6.9	6.8
15	38	184	708	5.2	5.5	5.4
11	28	173	521	4.1	4.4	4.2