


## Lichttechnischer Prüfbefund

**Familie**  
**DL 11 iQ**



**Bestell-Nr.:** 5XA5565MF14HP00022 + 5XA54000XS  
**EAN:** 4058352956236 + 4050737730073

**LP-Nummer**  
**59423\_150**

**Ausführung** Mastaufsatz- oder Montage am Wandausleger, Spreader-Element, strukturiert  
**Optik** asymmetrisch, breit strahlend (ST1.2a)  
**Abdeckung** Abdeckung klar, PMMA  
**Bestückung** LED 2700 K | CRI ≥ 70  
**Betriebsgerät** EVG SITECO iQ  
**Bemessungswerte** Nettolichtstrom = 4110 lm  
Systemleistung = 33.6 W  
Lichtausbeute = 122.3 lm/W

**Seriendokumentation**  
**18.03.2024**

**siteco**

**Lichtstärke in cd/klm**

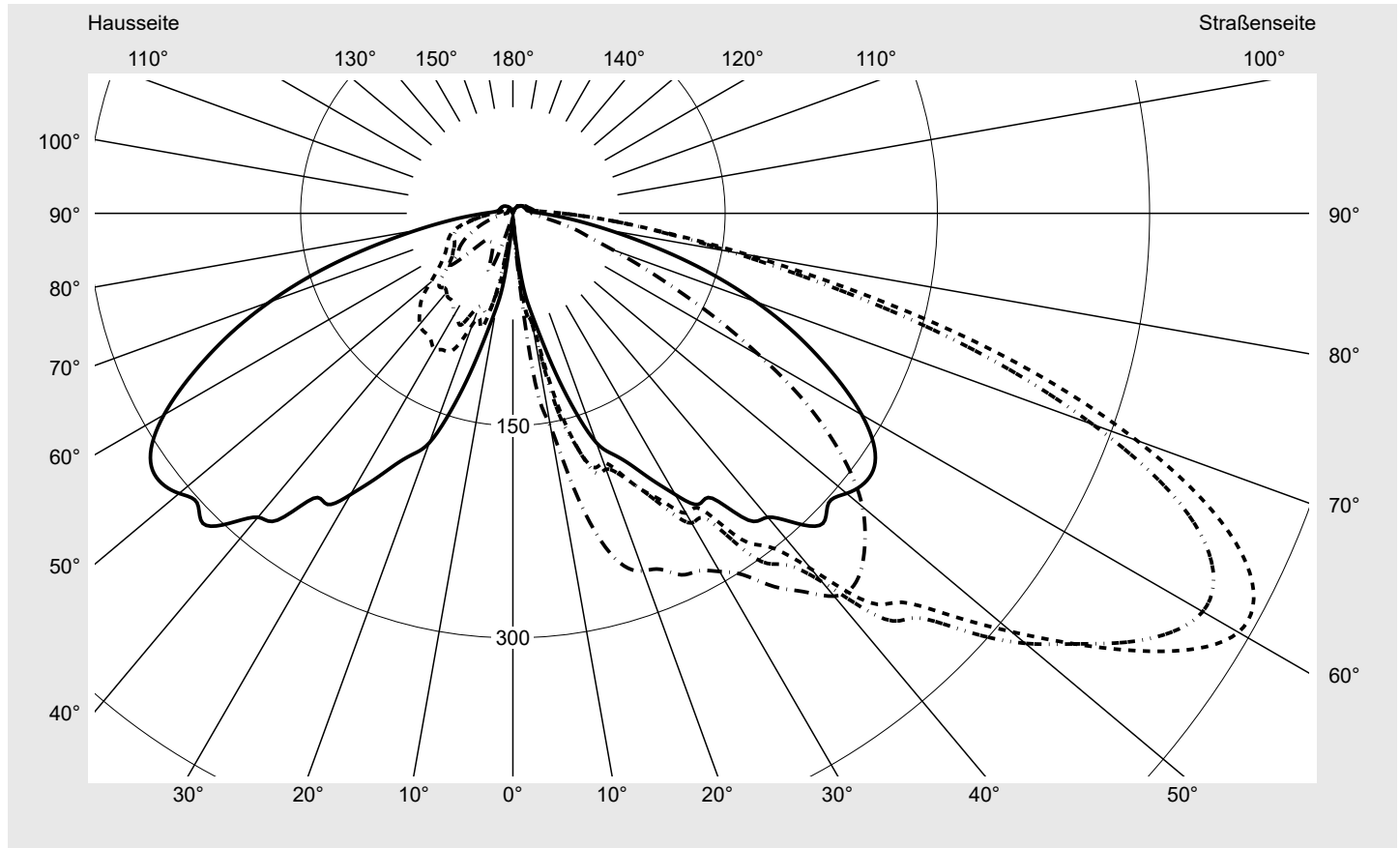
**C180-0**

**C205-25**

**C210-30**

**C270-90**

**Imax: 592 cd/klm**



**Leuchtenbetriebswirkungsgrade**

Eta	100.0%
Eta 0° - 90°	95.1%
Eta 90° - 180°	4.9%

**Lichtstärkeklasse nach EN13201-2**

Klasse:	G1
Imax 70°	469.3
Imax 80°	168.7
Imax 90°	35.3
Imax >90°	25.2
Imax >95°	18.8

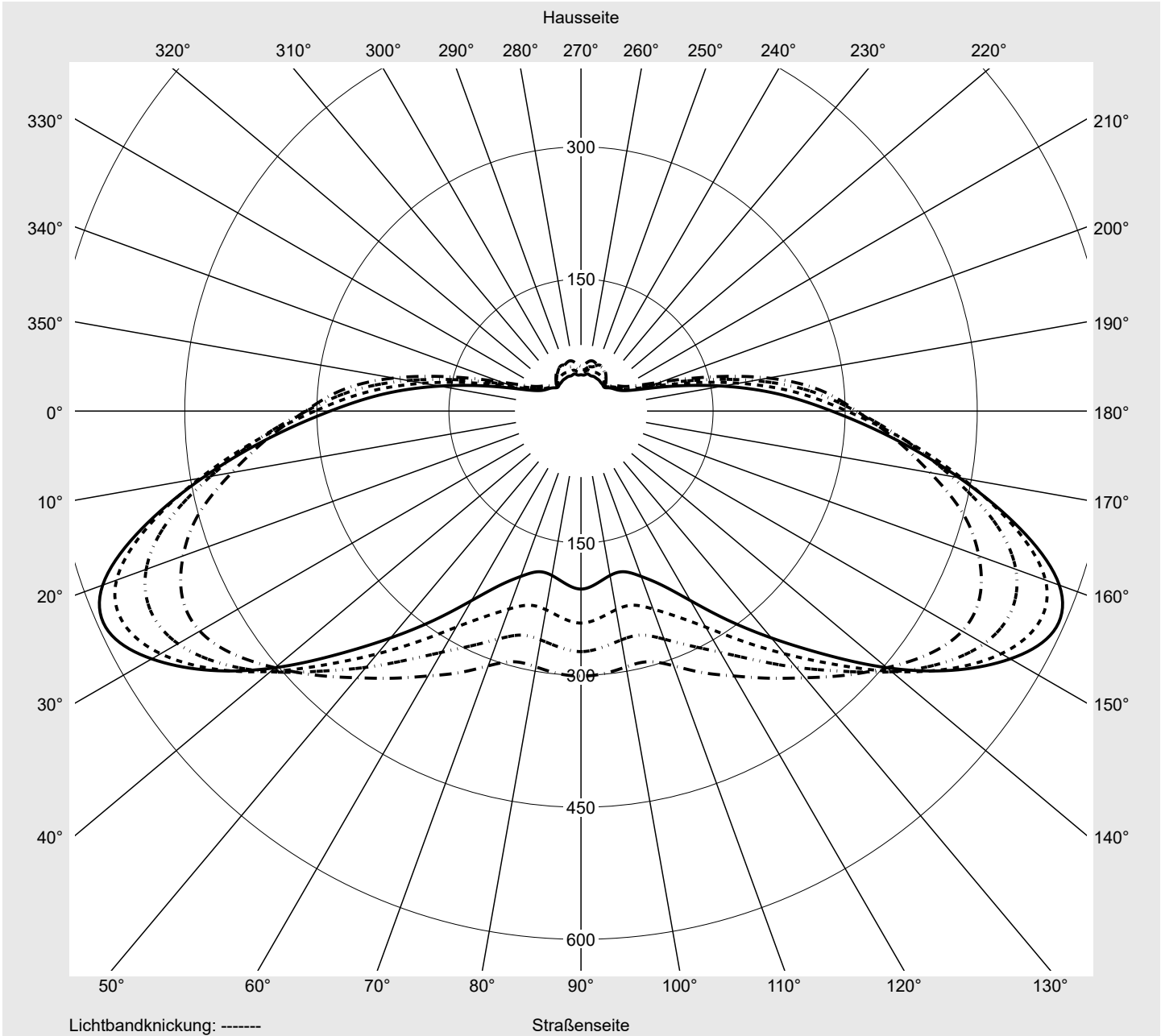
**Messbedingungen**

DIN EN 13032 und DIN 5032

**Lichttechnischer Prüfbefund**

<b>Familie</b> DL 11 iQ	<b>Bestell-Nr.:</b> 5XA5565MF14HP00022 + 5XA54000XS <b>EAN:</b> 4058352956236 + 4050737730073	<b>LP-Nummer</b> 59423_150
----------------------------	--------------------------------------------------------------------------------------------------	-------------------------------

**Kegelmantelkurven in cd/klm**    **KMK 60°**    **KMK 57,5°**    **KMK 55°**    **KMK 52,5°**    **siteco**



## Lichttechnischer Prüfbefund

<b>Familie</b> DL 11 iQ	<b>Bestell-Nr.: 5XA5565MF14HP00022 + 5XA54000XS</b> <b>EAN: 4058352956236 + 4050737730073</b>	<b>LP-Nummer</b> 59423_150
<b>Wertetabelle Lichtstärkemessung</b>		<b>Maximale Lichtstärke</b>
		<b>siteco</b>

C- Ebenen	0° 180°	5° 175°	10° 170°	15° 165°	20° 160°	25° 155°	30° 150°	35° 145°	40° 140°	45° 135°	50° 130°	55° 125°	60° 120°
γ	Lichtstärke in cd/klm												
0,0°	4.9	4.9	4.9	4.9	4.9	4.9	4.9	4.9	4.9	4.9	4.9	4.9	4.9
2,5°	5.3	5.4	5.7	5.8	6.2	6.4	6.8	6.9	7.3	7.7	8.2	8.4	8.6
5,0°	10.3	11.6	13.2	15.2	18.3	22.1	26.2	29.3	31.5	33.4	34.2	34.9	35.8
7,5°	46.2	55.4	62.1	65.7	68.7	70.1	70.0	69.0	69.1	70.6	73.0	78.2	85.1
10,0°	68.1	68.8	70.7	72.6	74.3	76.6	81.1	88.8	99.9	113.0	125.4	135.7	141.0
12,5°	88.4	97.3	100.1	99.8	109.8	125.9	137.7	151.6	159.3	160.4	160.9	164.4	169.3
15,0°	116.9	122.8	143.4	157.3	166.0	166.9	167.9	171.5	178.0	182.6	185.5	191.4	198.1
17,5°	146.9	161.4	179.7	182.2	182.5	188.2	191.8	192.9	197.8	200.2	203.6	205.5	213.0
20,0°	172.5	175.6	182.8	188.6	188.1	187.6	192.4	193.8	197.9	203.4	205.1	211.3	219.8
22,5°	184.1	193.5	200.2	199.1	196.0	199.1	200.8	202.5	207.7	213.3	219.2	226.0	232.4
25,0°	195.6	198.7	205.6	212.0	212.0	215.6	215.6	220.5	224.7	231.3	237.9	244.2	252.9
27,5°	212.0	220.9	225.9	226.6	226.4	229.4	235.7	238.8	245.3	251.6	258.1	265.9	272.5
30,0°	229.5	229.1	236.7	238.1	238.8	244.6	252.7	259.0	267.6	277.4	284.0	289.9	297.2
32,5°	243.9	238.0	247.4	246.7	245.0	247.9	256.9	265.9	280.8	292.6	303.5	308.2	315.0
35,0°	245.8	248.8	258.8	262.2	271.4	281.0	296.7	301.7	315.7	323.1	331.8	334.9	341.1
37,5°	273.3	275.2	279.1	283.8	288.3	296.9	312.6	323.2	339.0	345.5	357.8	358.3	361.4
40,0°	280.3	285.4	291.6	295.8	305.8	328.3	339.9	354.3	366.5	377.9	384.1	386.9	387.2
42,5°	297.2	307.0	319.5	331.3	347.1	373.0	388.9	400.3	404.4	406.2	405.7	402.7	395.8
45,0°	309.9	323.1	337.2	350.8	366.4	388.7	404.2	413.7	417.2	418.2	414.2	405.5	396.4
47,5°	302.8	324.5	346.3	370.2	392.6	421.1	438.5	443.8	436.8	427.5	415.1	401.2	390.0
50,0°	307.9	341.1	374.7	408.9	435.5	460.0	472.8	464.8	445.5	429.9	409.2	388.4	370.9
52,5°	313.1	357.3	402.7	449.0	480.8	499.7	499.9	481.5	453.5	424.4	395.5	370.4	347.5
55,0°	311.9	368.0	427.2	486.0	525.5	538.9	528.5	499.5	460.6	417.8	380.0	345.2	316.4
57,5°	302.2	367.8	439.5	509.7	561.3	572.6	551.2	510.4	460.0	406.9	360.0	318.7	283.4
60,0°	284.8	356.1	436.1	516.4	578.1	592.1	563.0	513.5	453.5	390.7	336.4	289.5	248.6
62,5°	262.1	335.4	420.9	507.0	574.4	590.3	558.4	504.0	439.6	371.9	312.4	261.9	218.0
65,0°	237.1	309.7	395.6	484.4	553.9	568.3	536.3	480.5	416.0	347.4	285.3	232.6	188.3
67,5°	211.0	281.8	365.6	450.9	516.9	526.8	495.2	442.2	380.3	315.8	256.6	206.4	161.7
70,0°	182.8	249.8	327.7	407.4	465.6	469.3	436.2	390.8	334.6	275.9	225.7	182.5	143.8
72,5°	153.4	212.6	280.4	350.9	400.1	400.6	369.0	331.3	283.1	236.3	192.5	153.9	121.0
75,0°	122.9	170.3	225.0	281.1	321.3	321.9	293.2	262.9	221.6	178.6	150.2	127.8	102.2
77,5°	93.8	127.4	166.7	207.8	237.5	238.6	216.8	194.2	163.0	135.0	120.5	110.2	98.2
80,0°	69.9	92.4	118.9	147.1	167.9	168.7	156.6	143.3	124.5	104.5	91.4	82.2	70.2
82,5°	51.4	65.6	82.0	99.9	112.6	114.4	110.3	106.5	96.6	80.9	65.7	58.2	47.0
85,0°	37.7	46.6	57.1	68.0	76.3	78.2	77.9	76.9	70.7	56.3	47.9	42.5	35.4
87,5°	27.1	32.9	39.5	46.3	51.2	52.5	51.9	51.4	47.5	40.3	35.6	32.2	28.3
90,0°	20.3	23.7	27.5	31.3	34.4	35.3	35.2	35.1	33.1	30.1	27.9	26.3	24.0
92,5°	15.6	17.5	19.3	21.3	23.2	24.2	24.8	25.2	24.6	23.4	22.7	22.2	21.3
95,0°	13.0	13.9	14.9	16.2	17.3	18.0	18.7	19.2	19.2	18.9	19.0	19.4	19.6
97,5°	11.6	12.1	12.7	13.3	14.0	14.5	15.0	15.5	15.7	15.8	17.5	17.1	18.2
100,0°	10.6	11.1	11.3	11.9	12.1	12.4	12.8	13.1	13.3	13.7	14.2	15.0	16.2
102,5°	10.0	10.2	10.6	10.9	11.2	11.3	11.6	11.8	11.9	12.1	12.8	13.4	14.7
105,0°	10.0	10.1	10.4	10.7	10.7	10.9	11.1	11.2	11.3	11.6	11.9	12.4	13.2
107,5°	9.7	10.0	10.1	10.4	10.4	10.7	10.7	10.9	11.1	11.2	11.5	11.8	12.3
110,0°	9.6	9.7	10.0	10.1	10.4	10.4	10.6	10.7	10.7	10.9	11.2	11.2	11.6
112,5°	9.3	9.7	9.9	10.0	10.0	10.2	10.4	10.4	10.5	10.6	10.7	10.9	11.1

## Lichttechnischer Prüfbefund

<b>Familie</b> DL 11 iQ	<b>Bestell-Nr.: 5XA5565MF14HP00022 + 5XA54000XS</b> <b>EAN: 4058352956236 + 4050737730073</b>	<b>LP-Nummer</b> 59423_150
<b>Wertetabelle Lichtstärkemessung</b>		<b>Maximale Lichtstärke</b>
		<b>siteco</b>

C- Ebenen	65° 115°	70° 110°	75° 105°	80° 100°	85° 95°	90°	185° 355°	190° 350°	195° 345°	200° 340°	205° 335°	210° 330°	215° 325°
γ	Lichtstärke in cd/klm												
0,0°	4.9	4.9	4.9	4.9	4.9	4.9	4.9	4.9	4.9	4.9	4.9	4.9	4.9
2,5°	9.1	9.1	9.1	9.3	9.3	9.3	5.0	4.8	4.7	4.6	4.3	4.3	4.3
5,0°	36.7	36.8	37.4	37.9	36.2	35.0	8.9	7.8	7.1	6.5	5.7	5.2	4.8
7,5°	94.6	100.3	108.4	113.8	119.4	120.8	38.2	29.6	19.3	13.3	9.5	7.2	6.0
10,0°	144.0	144.4	144.7	145.8	149.6	152.8	69.5	69.8	66.3	58.4	45.7	32.5	21.8
12,5°	179.0	185.1	189.3	193.3	198.8	199.0	83.3	76.7	72.3	65.5	64.6	64.6	59.7
15,0°	209.2	220.4	228.5	232.3	235.7	239.1	110.6	101.6	98.0	85.5	83.6	73.0	65.4
17,5°	220.5	230.2	240.2	248.5	257.0	261.2	124.3	111.7	98.1	86.1	77.9	70.0	61.8
20,0°	229.7	241.5	252.7	257.4	264.2	268.9	158.3	143.9	122.7	101.2	83.5	70.5	58.6
22,5°	239.8	248.7	259.0	262.9	267.7	272.3	176.1	161.9	143.4	121.5	100.4	77.3	57.8
25,0°	260.9	265.7	272.4	275.9	279.4	281.9	187.6	170.6	150.0	128.7	108.0	87.1	66.6
27,5°	276.6	279.5	286.6	285.9	284.6	284.8	200.4	179.8	158.7	134.3	108.6	84.5	63.5
30,0°	297.5	295.3	296.7	294.2	291.7	292.3	216.5	193.3	168.4	139.5	110.8	83.3	62.1
32,5°	314.4	312.2	310.9	306.7	302.2	302.9	231.3	209.5	178.9	141.6	107.4	78.5	58.9
35,0°	336.5	330.3	325.4	325.0	322.5	322.1	228.9	203.6	176.3	140.7	104.9	75.1	56.6
37,5°	361.7	356.6	348.1	344.9	339.8	336.9	261.8	230.2	191.5	146.8	104.4	75.0	57.9
40,0°	383.1	369.9	355.7	352.3	352.9	353.2	265.3	237.8	193.7	146.2	102.4	73.0	58.2
42,5°	387.7	372.8	358.9	356.2	356.6	356.7	275.8	238.6	186.7	140.7	97.7	71.5	59.7
45,0°	387.8	370.2	352.7	348.1	349.1	349.6	289.5	246.2	189.6	134.8	92.6	73.4	63.8
47,5°	376.0	353.5	337.0	335.7	337.5	337.6	278.7	233.8	173.0	120.5	86.1	69.0	59.0
50,0°	354.3	332.8	318.6	318.9	321.5	322.5	275.8	225.9	163.5	111.2	76.0	61.3	54.0
52,5°	327.9	308.0	294.8	295.0	299.3	301.0	272.6	215.9	149.1	96.4	68.1	56.0	50.1
55,0°	294.1	275.7	263.4	264.0	269.6	273.3	261.3	199.5	135.2	87.1	62.2	52.1	47.3
57,5°	257.5	239.3	228.3	229.1	236.2	240.8	244.8	182.1	122.3	79.5	58.4	50.2	46.0
60,0°	218.4	199.9	189.0	189.6	197.0	202.2	224.2	163.2	109.6	72.5	55.0	47.9	44.4
62,5°	184.5	163.5	152.7	153.9	160.3	164.4	202.2	145.6	98.7	67.7	52.9	46.5	43.4
65,0°	153.3	130.7	119.4	121.1	126.2	128.2	178.4	128.0	88.7	62.8	50.8	45.5	43.2
67,5°	126.6	103.3	92.1	92.6	97.0	98.6	156.3	112.8	80.3	59.2	49.5	45.2	43.1
70,0°	104.7	81.3	70.2	69.4	73.1	74.6	134.4	99.5	73.0	55.4	47.6	44.1	42.3
72,5°	87.0	64.4	54.2	52.4	55.2	57.5	113.5	86.0	65.5	51.3	45.2	42.5	40.6
75,0°	72.1	51.5	42.4	40.5	44.0	47.7	92.4	72.3	57.3	46.1	41.4	39.1	36.8
77,5°	61.8	41.8	33.9	31.8	34.4	37.1	72.1	58.4	48.5	40.1	36.7	34.7	32.3
80,0°	47.7	33.7	27.7	25.7	26.8	27.8	55.6	46.6	39.6	33.9	31.5	29.8	27.8
82,5°	35.8	27.3	22.5	20.9	20.9	21.4	42.1	36.4	31.8	27.9	26.1	24.9	23.1
85,0°	28.5	22.5	18.9	17.5	17.3	17.4	32.0	28.4	25.4	22.9	21.5	20.8	19.0
87,5°	23.7	19.6	16.8	15.5	14.7	14.6	23.8	21.5	19.8	18.0	17.2	16.6	15.2
90,0°	21.3	18.5	16.3	14.9	14.0	13.5	18.0	16.6	15.1	13.7	12.7	11.9	10.7
92,5°	20.2	18.2	16.5	15.0	14.3	13.8	14.4	13.2	12.1	11.1	10.0	9.3	8.6
95,0°	19.5	18.4	16.8	15.4	14.9	14.5	12.3	11.4	10.5	9.7	9.0	8.3	7.6
97,5°	18.8	18.0	16.6	15.6	15.0	14.9	10.9	10.2	9.7	9.0	8.3	7.7	7.3
100,0°	17.4	17.2	16.1	15.2	14.7	14.5	10.2	9.5	9.0	8.5	7.9	7.4	7.1
102,5°	15.7	15.8	15.2	14.6	14.0	13.8	9.7	9.2	8.8	8.3	7.8	7.4	6.9
105,0°	14.1	14.4	14.0	13.7	13.3	13.1	9.5	9.0	8.7	8.1	7.8	7.4	6.9
107,5°	12.8	13.1	13.0	12.8	12.7	12.5	9.4	9.0	8.6	8.1	7.8	7.4	6.9
110,0°	11.8	12.1	12.3	12.1	12.0	11.8	9.3	8.8	8.5	8.0	7.7	7.3	6.9
112,5°	11.2	11.4	11.3	11.4	11.4	11.4	9.0	8.7	8.5	8.0	7.6	7.3	6.9

## Lichttechnischer Prüfbefund

<b>Familie</b> DL 11 iQ	<b>Bestell-Nr.: 5XA5565MF14HP00022 + 5XA54000XS</b> <b>EAN: 4058352956236 + 4050737730073</b>	<b>LP-Nummer</b> 59423_150
----------------------------	--------------------------------------------------------------------------------------------------	-------------------------------

siteco

Wertetabelle Lichtstärkemessung												Maximale Lichtstärke	
C- Ebenen	220° 320°	225° 315°	230° 310°	235° 305°	240° 300°	245° 295°	250° 290°	255° 285°	260° 280°	265° 275°	270°	Phi-Zone	Summe Phi-Zone
γ	Lichtstärke in cd/klm											Lichtstrom in lm/klm	
0,0°	4.9	4.9	4.9	4.9	4.9	4.9	4.9	4.9	4.9	4.9	4.9	0.0	0.0
2,5°	4.3	4.6	4.8	5.0	5.3	5.3	5.0	5.0	4.8	4.7	4.8	0.1	0.1
5,0°	4.5	4.3	4.1	4.0	3.8	3.8	3.6	3.6	3.8	3.6	3.7	0.4	0.5
7,5°	5.4	5.0	5.0	4.9	4.7	4.5	4.5	4.5	4.1	4.0	3.8	1.6	2.1
10,0°	15.2	9.2	6.6	5.6	5.2	4.7	4.5	4.3	4.3	4.3	4.1	3.2	5.4
12,5°	47.1	31.4	18.8	11.0	7.2	6.2	6.1	5.6	5.4	5.0	4.8	5.6	11.0
15,0°	60.8	58.1	54.1	43.5	29.1	18.9	11.8	7.8	6.5	5.9	5.5	8.5	19.5
17,5°	55.3	49.9	48.2	47.3	46.9	43.3	35.5	27.4	20.0	15.3	12.3	11.0	30.5
20,0°	49.0	44.2	42.9	41.0	39.4	40.5	41.8	42.8	42.9	40.0	33.7	13.2	43.7
22,5°	46.8	40.7	38.4	38.5	37.5	38.1	41.9	44.8	50.4	49.3	44.3	15.7	59.3
25,0°	51.1	40.1	36.3	36.3	36.4	35.4	44.3	46.7	47.5	41.5	37.8	18.3	77.7
27,5°	49.3	40.0	35.8	35.8	35.3	33.2	38.8	41.5	40.5	34.5	32.1	21.1	98.8
30,0°	48.2	40.1	35.7	35.6	34.7	32.5	34.4	37.2	35.7	30.3	28.5	24.1	122.8
32,5°	47.3	40.1	36.3	35.3	34.4	32.3	30.8	33.7	32.1	27.4	26.5	26.8	149.6
35,0°	46.6	39.6	35.9	35.4	34.4	32.1	29.5	31.4	30.1	26.1	25.5	30.4	180.0
37,5°	46.7	39.4	35.9	35.1	34.0	31.8	28.5	29.1	28.8	25.7	25.5	34.4	214.5
40,0°	49.2	41.5	37.3	35.6	35.2	32.1	27.8	28.0	28.1	25.4	25.9	38.2	252.7
42,5°	52.0	43.3	38.9	38.0	36.5	34.7	29.2	28.5	28.1	25.4	25.5	42.3	295.0
45,0°	52.6	42.7	40.9	42.1	42.3	40.4	36.2	34.4	31.4	26.9	26.1	45.3	340.3
47,5°	51.0	43.3	45.4	50.3	51.9	49.2	44.2	43.4	43.5	37.8	37.1	47.8	388.1
50,0°	47.0	43.0	46.8	51.7	54.8	53.8	51.5	52.3	52.8	53.3	56.9	50.3	438.4
52,5°	44.7	40.7	44.1	49.4	53.6	55.1	55.4	57.9	57.7	53.6	51.1	51.9	490.4
55,0°	42.8	39.7	43.1	47.9	52.3	55.9	55.5	52.1	50.9	47.4	46.9	52.8	543.2
57,5°	42.3	39.9	41.4	43.7	45.7	46.7	46.7	46.1	47.2	44.8	44.6	52.7	595.9
60,0°	41.1	37.8	38.5	39.4	40.6	41.1	41.8	41.6	42.8	41.0	41.2	51.4	647.3
62,5°	40.4	37.5	37.7	37.2	36.5	36.2	36.8	36.7	38.3	36.6	37.3	49.3	696.6
65,0°	40.7	37.2	36.9	35.0	32.6	31.5	32.0	31.7	33.2	31.8	32.5	46.3	742.9
67,5°	41.2	37.7	36.6	33.5	29.6	27.3	27.4	27.5	28.8	27.6	28.1	42.6	785.4
70,0°	40.9	37.2	35.3	30.8	26.4	23.2	23.1	23.2	24.3	23.6	24.0	38.1	823.5
72,5°	39.3	36.0	33.6	28.8	23.3	19.5	19.5	19.3	20.3	19.7	19.9	33.0	856.5
75,0°	35.6	32.5	29.7	25.4	21.4	16.2	16.2	16.0	16.7	16.3	16.5	27.0	883.5
77,5°	30.9	28.5	25.3	21.5	19.0	13.3	13.3	13.2	13.5	13.0	13.1	21.2	904.7
80,0°	26.1	23.8	20.9	17.5	14.6	11.4	11.0	10.7	10.9	10.6	10.4	16.1	920.8
82,5°	21.4	19.4	16.9	14.3	12.0	9.7	9.1	9.0	8.7	8.5	8.3	11.9	932.7
85,0°	17.6	15.9	14.1	12.5	10.9	8.3	7.8	7.5	7.3	6.9	6.6	8.9	941.5
87,5°	14.0	12.8	11.6	10.9	9.2	7.3	6.9	6.4	6.2	5.7	5.6	6.5	948.1
90,0°	9.8	8.8	8.1	7.1	6.6	6.2	5.8	5.5	5.4	5.0	4.9	4.9	953.0
92,5°	7.9	7.3	6.7	6.0	5.7	5.4	4.9	4.7	4.4	4.3	4.1	3.9	956.9
95,0°	7.1	6.7	6.1	5.7	5.4	4.9	4.7	4.3	4.2	4.0	3.9	3.4	960.3
97,5°	6.7	6.4	6.0	5.5	5.2	4.9	4.7	4.3	4.0	3.8	3.5	3.0	963.3
100,0°	6.7	6.2	5.9	5.5	5.2	4.9	4.5	4.3	4.1	3.8	3.5	2.8	966.1
102,5°	6.7	6.2	5.9	5.6	5.2	4.9	4.5	4.3	4.1	3.8	3.5	2.6	968.6
105,0°	6.6	6.2	5.9	5.5	5.2	4.9	4.7	4.3	4.0	3.8	3.5	2.4	971.1
107,5°	6.6	6.2	5.9	5.5	5.2	4.9	4.7	4.3	4.1	3.8	3.5	2.3	973.4
110,0°	6.6	6.2	5.9	5.5	5.2	4.9	4.7	4.3	4.1	3.8	3.5	2.2	975.6
112,5°	6.6	6.2	5.9	5.5	5.2	4.9	4.7	4.3	4.2	3.8	3.5	2.1	977.8

## Lichttechnischer Prüfbefund

<b>Familie</b> DL 11 iQ	<b>Bestell-Nr.: 5XA5565MF14HP00022 + 5XA54000XS</b> <b>EAN: 4058352956236 + 4050737730073</b>	<b>LP-Nummer</b> 59423_150
<b>Wertetabelle Lichtstärkemessung</b>		<b>Maximale Lichtstärke</b>
		<b>siteco</b>

C- Ebenen	0° 180°	5° 175°	10° 170°	15° 165°	20° 160°	25° 155°	30° 150°	35° 145°	40° 140°	45° 135°	50° 130°	55° 125°	60° 120°
γ	Lichtstärke in cd/klm												
115,0°	9.3	9.4	9.7	9.7	10.0	10.0	10.0	10.0	10.2	10.4	10.4	10.5	10.6
117,5°	9.0	9.2	9.3	9.5	9.7	9.7	9.9	10.0	10.0	10.0	10.0	10.2	10.4
120,0°	9.0	9.0	9.3	9.3	9.3	9.5	9.5	9.7	9.7	9.7	10.0	10.0	10.0
122,5°	8.6	8.8	9.0	9.0	9.3	9.3	9.3	9.3	9.3	9.3	9.3	9.7	9.7
125,0°	8.5	8.6	8.7	9.0	9.0	9.0	9.0	9.0	9.0	9.1	9.3	9.3	9.3
127,5°	8.3	8.3	8.3	8.6	8.6	8.6	8.6	8.6	8.8	8.8	9.0	9.0	9.0
130,0°	7.9	7.9	8.1	8.3	8.3	8.3	8.3	8.6	8.5	8.6	8.6	8.6	8.6
132,5°	7.6	7.6	7.6	7.9	7.9	7.9	7.9	8.1	8.3	8.3	8.3	8.3	8.3
135,0°	7.2	7.3	7.3	7.6	7.6	7.6	7.6	7.6	7.9	7.9	7.9	7.9	7.9
137,5°	6.7	6.9	6.9	7.1	7.3	7.3	7.3	7.3	7.4	7.6	7.6	7.6	7.6
140,0°	6.2	6.4	6.6	6.6	6.9	6.9	6.9	6.9	7.1	7.3	7.3	7.3	7.3
142,5°	6.0	6.1	6.2	6.3	6.6	6.6	6.6	6.6	6.7	6.9	6.9	6.9	6.9
145,0°	5.7	5.9	5.9	5.9	6.2	6.2	6.2	6.2	6.4	6.6	6.6	6.6	6.6
147,5°	5.2	5.4	5.5	5.5	5.7	5.9	5.9	5.9	5.9	6.1	6.2	6.2	6.2
150,0°	4.8	4.7	4.8	5.0	5.2	5.2	5.2	5.3	5.4	5.5	5.5	5.5	5.5
152,5°	4.1	4.1	4.1	4.3	4.5	4.4	4.5	4.5	4.5	4.7	4.8	4.8	4.8
155,0°	3.1	3.1	3.3	3.3	3.5	3.5	3.6	3.6	3.6	3.7	3.8	3.8	3.8
157,5°	2.4	2.3	2.4	2.4	2.4	2.6	2.6	2.6	2.6	2.6	2.8	2.6	2.6
160,0°	1.7	1.7	1.7	1.7	1.7	1.7	1.8	1.8	1.7	1.7	1.8	1.9	1.8
162,5°	1.6	1.6	1.5	1.4	1.4	1.5	1.6	1.4	1.4	1.5	1.6	1.5	1.4
165,0°	1.5	1.4	1.4	1.4	1.4	1.4	1.4	1.4	1.4	1.4	1.4	1.4	1.4
167,5°	1.4	1.4	1.4	1.6	1.6	1.4	1.4	1.4	1.4	1.4	1.4	1.4	1.4
170,0°	1.4	1.4	1.4	1.4	1.3	1.3	1.2	1.4	1.4	1.4	1.4	1.4	1.4
172,5°	0.0	0.0	0.0	0.0	0.0	0.0	0.0	0.0	0.0	0.0	0.0	0.0	0.0
175,0°	0.0	0.0	0.0	0.0	0.0	0.0	0.0	0.0	0.0	0.0	0.0	0.0	0.0
177,5°	0.0	0.0	0.0	0.0	0.0	0.0	0.0	0.0	0.0	0.0	0.0	0.0	0.0
180,0°	0.0	0.0	0.0	0.0	0.0	0.0	0.0	0.0	0.0	0.0	0.0	0.0	0.0

## Lichttechnischer Prüfbefund

<b>Familie</b> DL 11 iQ	<b>Bestell-Nr.: 5XA5565MF14HP00022 + 5XA54000XS</b> <b>EAN: 4058352956236 + 4050737730073</b>	<b>LP-Nummer</b> 59423_150
<b>Wertetabelle Lichtstärkemessung</b>		<b>Maximale Lichtstärke</b>
		<b>siteco</b>

C- Ebenen	65° 115°	70° 110°	75° 105°	80° 100°	85° 95°	90°	185° 355°	190° 350°	195° 345°	200° 340°	205° 335°	210° 330°	215° 325°
$\gamma$	Lichtstärke in cd/klm												
115,0°	10.7	10.9	10.9	10.9	11.1	11.1	9.0	8.7	8.5	8.1	7.6	7.3	6.9
117,5°	10.4	10.5	10.5	10.6	10.7	10.7	9.0	8.6	8.3	7.9	7.6	7.3	6.9
120,0°	10.0	10.2	10.2	10.4	10.4	10.4	8.7	8.5	8.3	7.9	7.5	7.3	6.9
122,5°	9.7	9.7	9.7	9.7	9.7	9.7	8.6	8.3	7.9	7.6	7.4	7.1	6.7
125,0°	9.3	9.3	9.3	9.3	9.3	9.3	8.3	8.0	7.9	7.6	7.3	7.1	6.7
127,5°	9.0	9.0	9.0	9.0	9.0	9.0	8.0	7.9	7.6	7.4	7.1	6.9	6.6
130,0°	8.6	8.6	8.6	8.6	9.0	8.7	7.6	7.6	7.3	7.3	6.9	6.6	6.4
132,5°	8.3	8.3	8.3	8.4	8.6	8.6	7.3	7.3	6.9	6.7	6.6	6.4	6.1
135,0°	7.9	7.9	7.9	7.9	8.3	8.3	6.9	6.9	6.6	6.5	6.2	6.0	5.7
137,5°	7.6	7.6	7.6	7.6	7.9	7.7	6.6	6.3	6.2	5.9	5.9	5.5	5.5
140,0°	7.3	7.3	7.3	7.3	7.6	7.3	6.2	6.2	5.9	5.7	5.5	5.5	5.2
142,5°	6.9	6.9	6.9	6.9	7.3	7.0	5.9	5.8	5.6	5.5	5.4	5.2	4.9
145,0°	6.6	6.6	6.6	6.6	6.8	6.6	5.5	5.5	5.2	5.2	5.0	4.8	4.7
147,5°	6.2	6.2	6.2	6.2	6.4	6.3	5.2	4.9	4.8	4.8	4.7	4.5	4.3
150,0°	5.7	5.7	5.6	5.7	5.9	5.9	4.5	4.5	4.3	4.1	4.1	4.0	3.8
152,5°	4.8	4.8	4.8	4.8	4.8	4.8	3.8	3.8	3.7	3.5	3.5	3.3	3.1
155,0°	3.8	3.8	3.8	3.8	3.8	3.8	3.0	2.9	2.8	2.8	2.6	2.6	2.4
157,5°	2.8	2.8	2.8	2.8	2.8	2.8	2.3	2.2	2.1	2.1	2.1	2.1	1.9
160,0°	1.9	1.8	1.7	1.8	1.9	1.8	1.7	1.7	1.7	1.7	1.7	1.7	1.7
162,5°	1.7	1.4	1.4	1.4	1.6	1.5	1.7	1.7	1.6	1.4	1.6	1.4	1.4
165,0°	1.4	1.4	1.4	1.4	1.4	1.4	1.4	1.4	1.4	1.4	1.4	1.4	1.4
167,5°	1.4	1.4	1.4	1.4	1.4	1.4	1.4	1.4	1.4	1.4	1.4	1.4	1.4
170,0°	1.4	1.4	1.4	1.4	1.4	1.4	1.4	1.4	1.4	1.4	1.4	1.4	1.4
172,5°	0.0	0.0	0.0	0.0	0.0	0.0	0.0	0.0	0.0	0.0	0.0	0.0	0.0
175,0°	0.0	0.0	0.0	0.0	0.0	0.0	0.0	0.0	0.0	0.0	0.0	0.0	0.0
177,5°	0.0	0.0	0.0	0.0	0.0	0.0	0.0	0.0	0.0	0.0	0.0	0.0	0.0
180,0°	0.0	0.0	0.0	0.0	0.0	0.0	0.0	0.0	0.0	0.0	0.0	0.0	0.0

## Lichttechnischer Prüfbefund

<b>Familie</b> DL 11 iQ	<b>Bestell-Nr.: 5XA5565MF14HP00022 + 5XA54000XS</b> <b>EAN: 4058352956236 + 4050737730073</b>	<b>LP-Nummer</b> 59423_150
----------------------------	--------------------------------------------------------------------------------------------------	-------------------------------

<b>Wertetabelle Lichtstärkemessung</b>	<b>Maximale Lichtstärke</b>	<b>siteco</b>
----------------------------------------	-----------------------------	---------------

C- Ebenen	220° 320°	225° 315°	230° 310°	235° 305°	240° 300°	245° 295°	250° 290°	255° 285°	260° 280°	265° 275°	270°	Phi-Zone	Summe Phi-Zone
$\gamma$	Lichtstärke in cd/klm											Lichtstrom in lm/klm	
115,0°	6.6	6.2	5.9	5.6	5.2	4.9	4.8	4.5	4.2	3.8	3.8	2.1	979.9
117,5°	6.6	6.2	5.9	5.6	5.2	5.0	4.8	4.5	4.2	4.1	3.8	2.0	981.8
120,0°	6.6	6.2	5.9	5.5	5.2	4.9	4.8	4.5	4.2	4.1	3.8	1.9	983.8
122,5°	6.4	6.2	5.9	5.5	5.2	4.9	4.7	4.5	4.2	4.1	3.8	1.8	985.6
125,0°	6.4	6.0	5.8	5.5	5.2	4.9	4.7	4.3	4.1	4.1	3.8	1.7	987.3
127,5°	6.2	6.0	5.7	5.5	5.2	4.9	4.7	4.3	4.2	4.1	3.9	1.6	988.9
130,0°	6.2	5.9	5.5	5.4	5.2	4.8	4.7	4.3	4.2	4.1	3.8	1.5	990.4
132,5°	5.9	5.5	5.2	5.2	4.8	4.5	4.5	4.2	4.1	3.8	3.8	1.4	991.8
135,0°	5.5	5.4	5.2	4.8	4.5	4.5	4.3	4.1	3.8	3.8	3.5	1.3	993.0
137,5°	5.2	5.2	4.8	4.5	4.5	4.2	4.0	4.0	3.8	3.8	3.5	1.2	994.2
140,0°	4.9	4.8	4.5	4.5	4.2	4.0	4.0	3.8	3.8	3.6	3.5	1.0	995.2
142,5°	4.8	4.5	4.5	4.5	4.1	4.0	4.0	3.8	3.7	3.6	3.5	1.0	996.2
145,0°	4.5	4.5	4.2	4.1	4.1	3.8	3.6	3.7	3.6	3.5	3.5	0.9	997.0
147,5°	4.1	4.1	3.8	3.8	3.8	3.6	3.5	3.5	3.3	3.3	3.4	0.7	997.8
150,0°	3.8	3.5	3.5	3.5	3.1	3.1	2.9	2.9	2.8	2.8	2.8	0.6	998.4
152,5°	3.1	2.9	2.8	2.8	2.7	2.5	2.4	2.4	2.4	2.4	2.1	0.5	998.9
155,0°	2.4	2.3	2.1	2.1	2.1	2.1	2.1	2.1	2.1	1.9	1.7	0.3	999.2
157,5°	1.9	1.7	1.7	1.7	1.7	1.7	1.7	1.7	1.7	1.7	1.7	0.2	999.5
160,0°	1.7	1.7	1.7	1.7	1.7	1.6	1.5	1.6	1.4	1.4	1.4	0.2	999.6
162,5°	1.5	1.4	1.4	1.4	1.4	1.4	1.4	1.4	1.4	1.4	1.4	0.1	999.8
165,0°	1.4	1.4	1.4	1.4	1.4	1.4	1.4	1.4	1.4	1.4	1.4	0.1	999.9
167,5°	1.4	1.4	1.6	1.6	1.4	1.4	1.4	1.4	1.4	1.4	1.4	0.1	999.9
170,0°	1.4	1.4	1.4	1.4	1.4	1.4	1.4	1.4	1.4	1.4	1.4	0.1	1000.0
172,5°	0.0	0.0	0.0	0.0	0.0	0.0	0.0	0.0	0.0	0.0	0.0	0.0	1000.0
175,0°	0.0	0.0	0.0	0.0	0.0	0.0	0.0	0.0	0.0	0.0	0.0	0.0	1000.0
177,5°	0.0	0.0	0.0	0.0	0.0	0.0	0.0	0.0	0.0	0.0	0.0	0.0	1000.0
180,0°	0.0	0.0	0.0	0.0	0.0	0.0	0.0	0.0	0.0	0.0	0.0	0.0	1000.0



## Lichttechnischer Prüfbefund

<b>Familie</b> DL 11 iQ	<b>Bestell-Nr.: 5XA5565MF14HP00022 + 5XA54000XS</b> <b>EAN: 4058352956236 + 4050737730073</b>	<b>LP-Nummer</b> 59423_150
<b>Dimmstufen-Tabelle</b>		<b>Umgebungstemperatur: 25°C</b>
<b>siteco</b>		

Lichtstrom [%]	Dimmstufe linear	Dimmstufe logarithmisch	Lichtstrom [lm]	Systemleistung [W] Lebensdauerbeginn	Systemleistung [W] Lebensdauerende	Systemleistung [W] Durchschnitt
100	254	254	4110	33.6	35.9	34.8
95	241	252	3900	31.3	33.5	32.4
90	229	250	3705	29.4	31.4	30.4
85	216	248	3495	27.3	29.2	28.2
80	203	246	3285	25.4	27.1	26.2
75	190	243	3074	23.5	25.1	24.3
70	178	241	2880	21.9	23.3	22.6
65	165	238	2670	20.1	21.4	20.8
60	152	235	2460	18.4	19.5	19.0
55	140	232	2265	16.8	17.9	17.4
50	127	229	2055	15.2	16.2	15.7
45	114	225	1845	13.6	14.5	14.0
40	102	221	1650	12.2	13.0	12.6
35	89	216	1440	10.7	11.3	11.0
30	76	210	1230	9.2	9.7	9.4
25	63	203	1019	7.8	8.2	8.0
20	51	195	825	6.6	6.9	6.8
15	38	184	615	5.2	5.5	5.4
11	28	173	453	4.1	4.4	4.2