


Lichttechnischer Prüfbefund

Familie
DL 11 iQ



Bestell-Nr.: 5XA5575BF14HP00022 + 5XA54000XS
EAN: 4058352956526 + 4050737730073

LP-Nummer
59431_152

Ausführung Mastaufsatz- oder Montage am Wandausleger, Spreader-Element, strukturiert
Optik asymmetrisch, extrem breit strahlend (P1.0a)
Abdeckung Abdeckung klar, PMMA
Bestückung LED 2200 K | CRI ≥ 70
Betriebsgerät EVG SITECO iQ
Bemessungswerte Nettolichtstrom = 3740 lm
Systemleistung = 33.6 W
Lichtausbeute = 111.3 lm/W

Seriendokumentation
18.03.2024

siteco

Lichtstärke in cd/klm

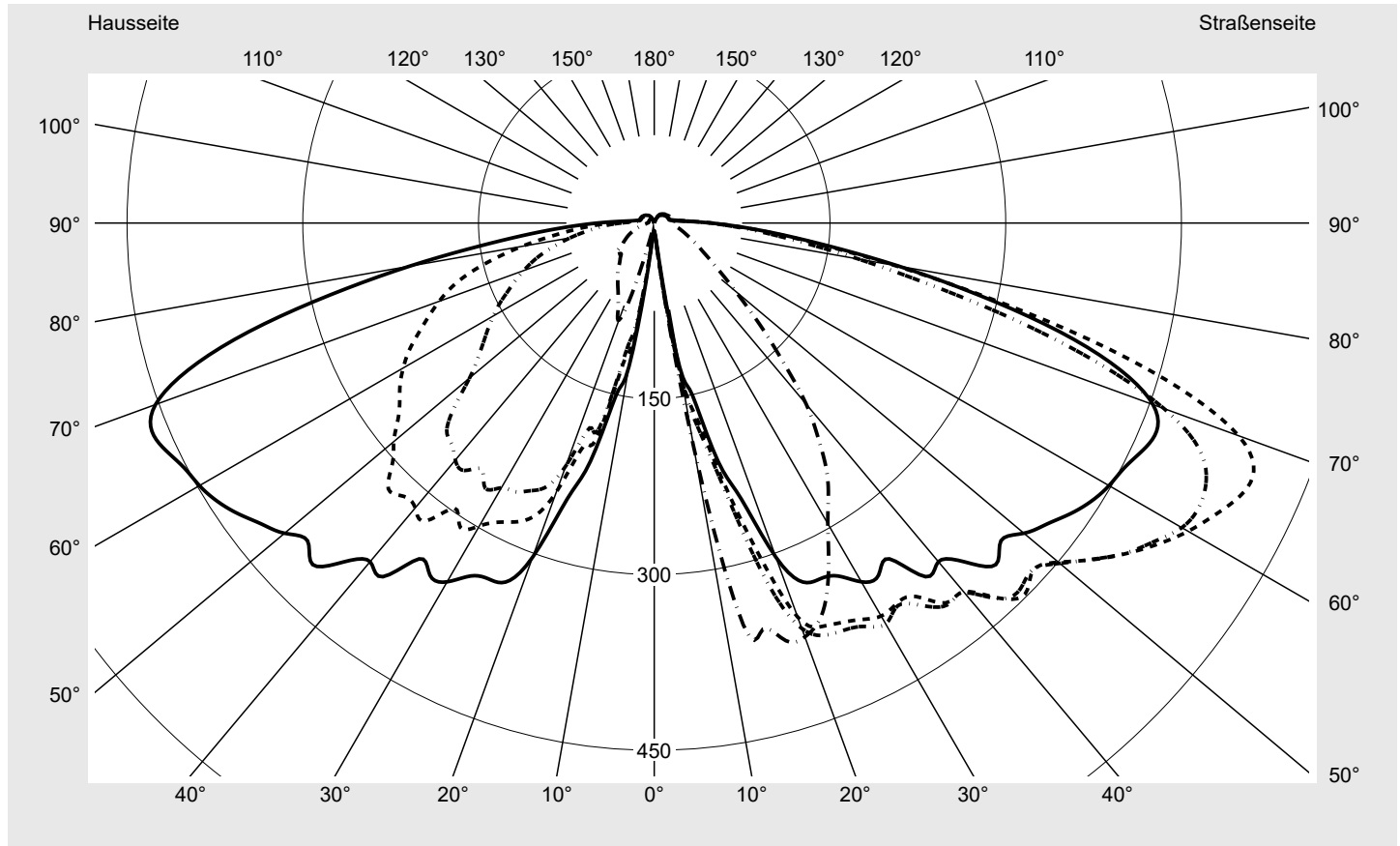
C180-0

C190-10

C195-15

C270-90

Imax: 554 cd/klm



Leuchtenbetriebswirkungsgrade

Eta	100.0%
Eta 0° - 90°	93.8%
Eta 90° - 180°	6.2%

Lichtstärkeklasse nach EN13201-2

Klasse:	---
Imax 70°	530.8
Imax 80°	223.1
Imax 90°	49.4
Imax >90°	32.4
Imax >95°	18.3

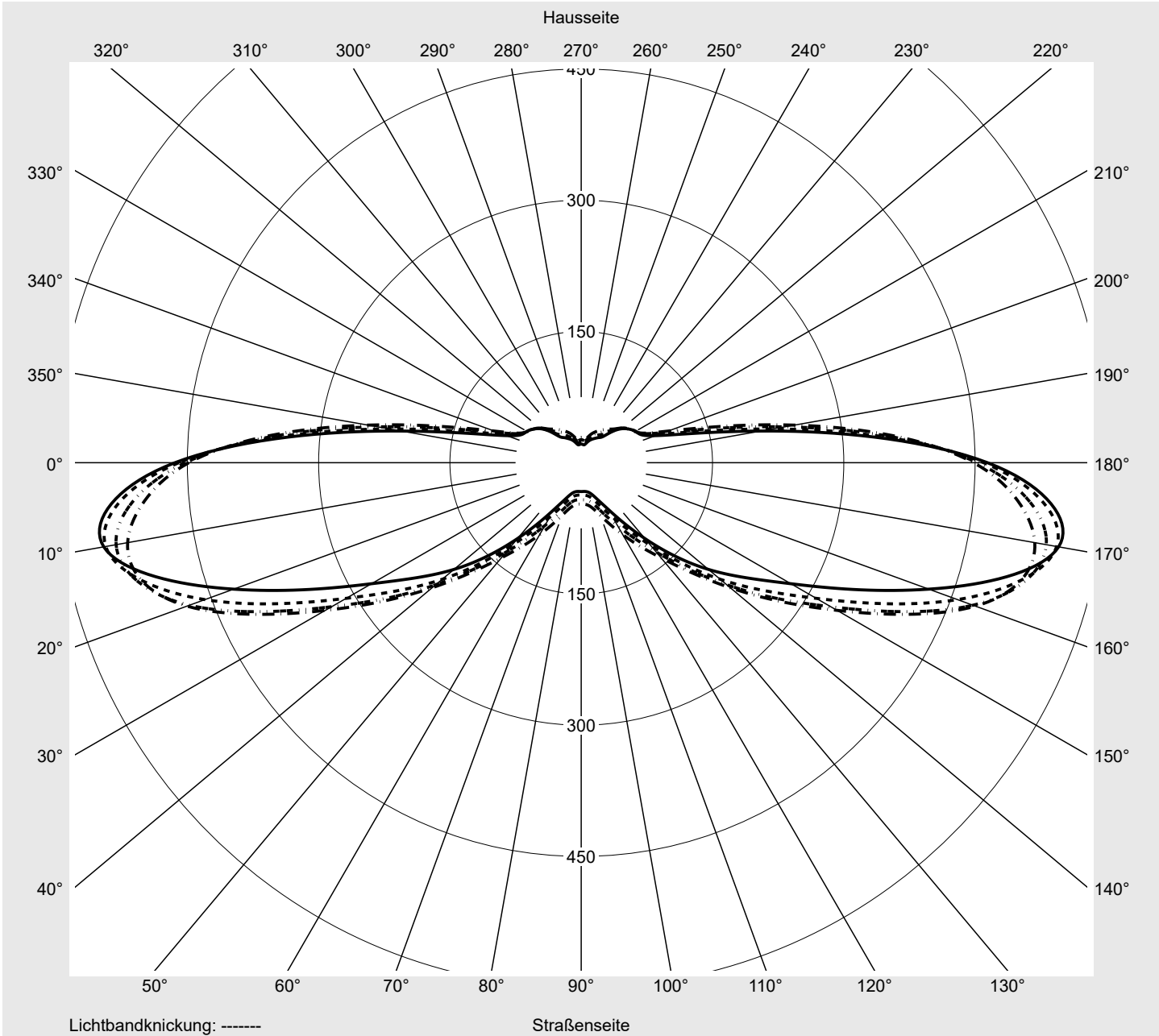
Messbedingungen

DIN EN 13032 und DIN 5032

Lichttechnischer Prüfbefund

Familie DL 11 iQ	Bestell-Nr.: 5XA5575BF14HP00022 + 5XA54000XS EAN: 4058352956526 + 4050737730073	LP-Nummer 59431_152
----------------------------	--	-------------------------------

Kegelmantelkurven in cd/klm **KMK 67,5°** **KMK 65°** **KMK 62,5°** **KMK 60°** **siteco**



Lichttechnischer Prüfbefund

Familie DL 11 iQ	Bestell-Nr.: 5XA5575BF14HP00022 + 5XA54000XS EAN: 4058352956526 + 4050737730073	LP-Nummer 59431_152
Wertetabelle Lichtstärkemessung		Maximale Lichtstärke
		siteco

C- Ebenen	0° 180°	5° 175°	10° 170°	15° 165°	20° 160°	25° 155°	30° 150°	35° 145°	40° 140°	45° 135°	50° 130°	55° 125°	60° 120°
γ	Lichtstärke in cd/klm												
0,0°	7.3	7.3	7.3	7.3	7.3	7.3	7.3	7.3	7.3	7.3	7.3	7.3	7.3
2,5°	7.2	7.2	7.4	7.4	7.5	7.7	7.7	7.8	7.9	8.1	8.1	8.2	8.4
5,0°	11.3	12.0	12.6	13.2	13.5	14.0	14.8	15.3	15.4	15.3	15.3	15.1	14.8
7,5°	34.6	40.9	46.9	52.8	57.4	61.7	64.9	67.7	69.8	68.9	67.3	65.5	63.2
10,0°	124.6	132.3	135.8	138.7	140.1	143.4	146.7	154.7	159.2	159.2	163.5	170.5	175.5
12,5°	150.6	160.0	173.6	185.3	190.9	199.1	206.8	216.1	228.4	246.2	266.0	275.6	289.2
15,0°	210.6	219.1	229.6	241.6	246.7	261.4	283.0	305.2	327.4	347.0	359.5	364.3	366.6
17,5°	246.8	273.6	296.5	322.7	342.6	359.5	372.6	387.0	383.1	388.5	388.4	385.7	383.5
20,0°	303.5	336.3	357.9	368.3	377.6	382.1	383.3	386.6	387.3	392.2	391.7	392.1	390.8
22,5°	331.7	356.9	372.8	380.8	394.0	393.2	387.3	389.2	390.5	392.2	388.0	387.5	382.8
25,0°	335.1	359.1	376.4	383.4	386.1	386.4	385.5	386.4	383.1	382.9	378.5	374.6	368.8
27,5°	339.6	362.9	381.6	388.2	390.0	392.5	390.5	386.1	379.5	374.0	365.2	356.6	346.9
30,0°	353.6	374.1	387.4	395.2	395.3	394.4	392.1	384.4	375.6	366.0	356.0	342.2	326.8
32,5°	356.4	376.5	385.1	387.2	382.5	378.0	376.9	367.7	358.0	346.2	335.4	321.8	303.9
35,0°	349.9	369.1	389.1	398.5	396.0	390.5	384.1	373.6	355.9	337.8	319.0	300.4	281.5
37,5°	380.5	396.0	408.7	410.9	400.8	391.1	378.5	360.5	340.3	320.9	299.3	278.6	259.6
40,0°	377.3	400.8	410.8	412.0	399.7	386.3	372.3	351.4	328.3	304.0	278.4	253.4	234.7
42,5°	392.3	419.8	433.9	434.9	423.4	403.3	380.1	349.3	317.1	284.3	254.7	229.7	210.7
45,0°	412.3	433.0	447.7	441.8	422.4	394.6	363.0	328.8	293.9	262.1	233.8	209.6	191.8
47,5°	401.4	423.5	438.7	438.1	420.7	389.3	352.3	310.6	271.2	237.8	208.9	186.6	169.0
50,0°	411.9	435.3	450.4	451.9	432.8	394.9	347.6	297.2	252.5	216.7	188.1	166.8	149.9
52,5°	422.2	456.5	471.9	471.4	446.6	401.1	343.9	287.4	238.3	200.1	171.3	150.9	133.8
55,0°	433.0	472.1	491.8	491.2	461.0	406.6	342.7	282.8	230.3	189.4	159.3	137.5	119.4
57,5°	442.1	487.3	509.9	506.0	471.3	408.8	341.0	280.3	227.1	183.7	150.7	127.0	106.8
60,0°	448.3	500.8	526.2	520.0	479.3	410.1	337.5	275.9	222.4	177.2	141.9	116.2	94.9
62,5°	452.4	514.6	539.6	524.4	476.3	402.8	329.2	269.5	217.0	170.8	133.2	104.9	83.0
65,0°	459.8	530.5	551.6	519.9	457.5	381.2	310.1	254.7	207.3	162.3	123.5	93.6	71.8
67,5°	464.2	538.8	553.9	503.4	422.6	342.8	276.7	229.0	189.7	150.4	113.2	83.0	61.4
70,0°	453.0	524.6	530.8	463.1	369.1	290.3	232.9	194.0	164.4	134.1	101.0	72.5	52.4
72,5°	417.2	476.2	471.4	397.5	304.6	233.4	186.9	156.6	135.8	114.4	87.6	62.4	44.9
75,0°	358.2	398.4	384.7	317.9	239.0	181.1	145.7	123.3	107.6	93.0	73.0	53.1	38.6
77,5°	283.2	305.8	288.1	238.6	181.0	137.6	112.1	96.2	84.2	74.5	61.1	46.5	35.1
80,0°	212.0	223.1	208.5	177.1	137.6	105.9	87.6	75.8	65.6	58.0	49.0	38.9	30.5
82,5°	150.3	155.1	146.4	128.7	103.8	81.4	68.3	59.7	51.3	45.3	39.6	32.8	26.7
85,0°	106.1	108.5	103.6	94.4	78.9	63.0	53.5	47.2	40.6	35.8	31.7	27.1	23.1
87,5°	73.2	74.6	72.4	67.9	58.4	47.8	41.4	37.1	32.5	28.9	26.2	23.6	20.9
90,0°	48.5	49.4	49.1	47.7	42.5	36.2	32.0	29.5	26.5	24.2	22.5	21.0	19.4
92,5°	30.7	31.7	32.4	32.4	30.3	27.1	24.8	23.6	21.8	20.6	19.6	18.9	18.2
95,0°	20.8	21.9	22.6	23.1	22.6	20.9	19.8	19.3	18.6	17.9	17.7	17.5	17.1
97,5°	16.3	16.9	17.7	18.3	18.1	17.7	17.1	16.8	16.6	16.2	16.2	16.2	16.0
100,0°	13.8	14.4	14.9	15.4	15.6	15.6	15.3	15.4	15.4	15.1	15.1	15.1	15.1
102,5°	12.9	13.3	13.8	14.0	14.2	14.4	14.4	14.6	14.6	14.6	14.6	14.6	14.6
105,0°	12.7	13.1	13.4	13.7	13.8	14.0	14.0	14.2	14.3	14.4	14.4	14.4	14.4
107,5°	12.5	12.9	13.2	13.6	13.6	13.8	13.8	13.8	14.0	14.2	14.2	14.2	14.2
110,0°	12.4	12.7	13.0	13.3	13.4	13.6	13.6	13.7	13.8	13.9	14.0	14.0	14.0
112,5°	12.2	12.5	12.8	13.1	13.1	13.3	13.3	13.4	13.6	13.7	13.7	13.8	13.8

Lichttechnischer Prüfbefund

Familie DL 11 iQ	Bestell-Nr.: 5XA5575BF14HP00022 + 5XA54000XS EAN: 4058352956526 + 4050737730073	LP-Nummer 59431_152
Wertetabelle Lichtstärkemessung		Maximale Lichtstärke
		siteco

C- Ebenen	65° 115°	70° 110°	75° 105°	80° 100°	85° 95°	90°	185° 355°	190° 350°	195° 345°	200° 340°	205° 335°	210° 330°	215° 325°
γ	Lichtstärke in cd/klm												
0,0°	7.3	7.3	7.3	7.3	7.3	7.3	7.3	7.3	7.3	7.3	7.3	7.3	7.3
2,5°	8.6	8.7	8.9	9.1	9.0	9.1	7.4	7.3	7.2	7.1	7.3	7.3	7.5
5,0°	14.7	14.4	14.1	14.0	14.2	14.4	10.7	10.3	10.0	9.6	9.8	9.6	8.6
7,5°	60.2	56.9	53.9	53.0	52.2	52.3	29.1	23.6	18.9	15.8	12.9	10.8	9.7
10,0°	179.4	183.3	188.3	192.4	194.9	195.2	114.4	101.7	86.4	68.4	50.9	37.1	26.4
12,5°	303.7	317.0	332.3	343.5	349.8	351.5	138.4	123.1	114.3	109.5	104.5	98.6	89.3
15,0°	366.7	364.2	363.1	362.2	359.4	358.8	202.5	190.4	180.9	163.7	151.2	132.3	116.4
17,5°	379.8	378.6	376.6	374.8	373.2	373.8	220.7	199.0	183.4	167.9	150.4	132.1	119.3
20,0°	384.8	381.7	378.8	376.6	376.5	375.9	277.5	244.3	220.6	194.6	167.6	145.2	123.1
22,5°	375.5	370.8	367.9	366.9	368.2	367.6	304.6	271.8	244.6	212.4	175.6	146.3	121.7
25,0°	358.8	351.0	347.4	348.7	348.8	348.7	309.8	281.5	252.2	220.7	183.3	151.7	119.5
27,5°	336.5	327.3	323.3	323.7	322.8	322.4	316.7	287.9	258.5	220.7	183.7	146.3	114.3
30,0°	313.5	302.3	297.3	298.1	296.8	296.3	332.1	298.5	260.9	218.6	180.6	140.8	108.1
32,5°	290.4	278.9	275.7	276.8	276.8	276.6	337.3	308.0	268.4	219.2	175.0	131.2	96.9
35,0°	267.7	259.5	256.9	256.4	256.5	256.0	329.2	297.2	256.7	208.3	165.0	122.9	90.3
37,5°	246.1	238.2	234.4	232.0	229.6	229.0	354.4	320.6	266.2	211.0	161.1	113.5	83.2
40,0°	221.1	212.4	206.9	203.3	201.9	201.8	357.2	317.5	264.1	208.0	152.7	108.7	79.2
42,5°	197.1	186.2	178.0	171.7	167.8	166.5	363.9	316.4	255.9	192.7	139.4	99.4	75.1
45,0°	176.6	163.2	152.0	143.8	138.5	136.9	376.8	320.9	250.5	179.8	126.6	90.4	72.8
47,5°	153.5	139.2	127.2	118.1	112.5	111.2	363.7	303.0	230.4	159.5	108.6	81.7	68.3
50,0°	133.9	118.9	106.1	97.3	92.1	90.7	365.1	290.3	205.8	136.9	93.4	73.2	64.4
52,5°	117.2	102.0	89.4	80.9	76.4	75.2	360.3	275.8	189.9	123.5	85.0	68.7	63.0
55,0°	102.0	87.0	75.1	67.7	63.9	63.1	360.4	265.2	178.1	115.4	81.2	68.3	63.4
57,5°	89.5	74.6	63.9	57.6	54.7	54.3	360.4	257.3	168.3	110.3	80.3	69.4	65.0
60,0°	77.7	64.1	54.8	49.7	47.7	47.2	356.6	247.4	158.4	105.8	80.0	71.1	66.6
62,5°	67.0	54.9	47.6	43.8	42.6	42.4	351.0	236.0	148.8	100.7	78.8	71.6	67.1
65,0°	57.0	46.7	40.8	38.2	37.1	36.9	344.5	221.9	137.9	95.3	77.2	71.8	67.0
67,5°	48.2	39.9	35.5	33.6	33.0	33.0	336.1	208.5	128.4	90.5	75.7	71.7	66.9
70,0°	41.0	34.6	31.2	29.8	29.5	29.5	321.8	195.4	118.5	85.0	73.8	70.0	64.7
72,5°	35.3	30.3	27.8	26.8	26.7	26.7	297.8	180.9	108.6	79.1	70.4	66.8	61.5
75,0°	30.8	26.8	24.9	24.3	24.0	24.0	262.0	162.1	97.3	71.6	64.2	60.2	54.6
77,5°	28.2	24.6	22.8	22.1	21.9	21.9	215.6	138.8	84.9	63.4	57.1	52.9	47.0
80,0°	25.3	22.4	20.9	20.2	20.0	19.7	169.2	114.7	73.0	55.3	49.4	45.0	39.2
82,5°	22.7	20.3	19.1	18.6	18.4	18.4	125.9	90.5	60.9	46.9	41.8	37.6	32.3
85,0°	20.5	18.9	18.0	17.5	17.1	17.0	92.5	70.3	50.1	39.6	34.8	30.8	26.4
87,5°	19.1	17.9	17.1	16.6	16.3	16.2	66.2	52.6	39.7	32.2	28.1	24.6	21.5
90,0°	18.1	17.2	16.7	16.2	16.2	16.2	44.7	36.9	28.7	23.3	20.1	18.1	16.2
92,5°	17.3	16.6	16.2	16.2	16.2	16.3	28.2	24.3	19.7	16.2	14.4	13.4	12.3
95,0°	16.3	16.0	15.7	15.8	16.2	16.2	19.5	17.5	15.3	13.4	12.3	11.4	10.5
97,5°	15.7	15.5	15.4	15.6	15.7	15.7	15.2	14.0	12.8	11.8	10.9	10.1	9.3
100,0°	15.1	15.1	14.9	15.2	15.3	15.3	13.1	12.5	11.6	10.8	10.3	9.6	9.0
102,5°	14.6	14.6	14.7	14.9	14.9	14.9	12.4	11.9	11.2	10.6	10.1	9.4	8.9
105,0°	14.4	14.4	14.4	14.5	14.8	14.9	12.1	11.7	11.1	10.6	9.9	9.4	8.9
107,5°	14.2	14.2	14.3	14.4	14.4	14.4	12.1	11.6	11.1	10.6	9.9	9.4	8.7
110,0°	14.0	14.0	14.0	14.1	14.4	14.4	11.9	11.5	10.9	10.4	9.8	9.2	8.7
112,5°	13.6	13.8	13.8	14.0	14.0	14.0	11.7	11.2	10.8	10.3	9.8	9.2	8.6

Lichttechnischer Prüfbefund

Familie DL 11 iQ	Bestell-Nr.: 5XA5575BF14HP00022 + 5XA54000XS EAN: 4058352956526 + 4050737730073	LP-Nummer 59431_152
----------------------------	--	-------------------------------

siteco

Wertetabelle Lichtstärkemessung												Maximale Lichtstärke	
C-Ebenen	220° 320°	225° 315°	230° 310°	235° 305°	240° 300°	245° 295°	250° 290°	255° 285°	260° 280°	265° 275°	270°	Phi-Zone	Summe Phi-Zone
γ	Lichtstärke in cd/klm											Lichtstrom in lm/klm	
0,0°	7.3	7.3	7.3	7.3	7.3	7.3	7.3	7.3	7.3	7.3	7.3	0.0	0.0
2,5°	7.8	8.2	8.6	9.0	9.6	10.3	10.7	10.6	10.5	10.5	10.2	0.1	0.1
5,0°	7.9	7.6	7.4	7.4	7.2	7.1	7.0	6.8	6.7	6.7	6.6	0.3	0.4
7,5°	8.8	8.1	7.4	7.2	6.9	6.9	6.8	6.6	6.5	6.4	6.4	1.3	1.6
10,0°	19.2	15.3	12.0	9.5	8.5	8.0	7.6	7.0	6.5	6.4	6.4	4.7	6.4
12,5°	76.2	60.6	44.8	31.7	21.4	14.9	11.5	9.1	8.1	7.7	7.5	9.4	15.7
15,0°	103.9	92.0	82.7	73.7	63.1	51.4	40.9	30.5	22.0	17.8	16.9	14.7	30.5
17,5°	107.4	96.7	86.6	78.8	74.3	71.9	67.3	63.0	61.9	62.7	63.4	19.6	50.1
20,0°	106.6	95.1	86.8	81.6	78.0	77.4	74.5	71.0	77.0	85.3	88.1	23.9	74.0
22,5°	104.4	91.9	84.3	78.9	76.8	77.3	73.8	69.5	72.7	79.1	80.8	27.1	101.1
25,0°	99.9	84.4	75.6	70.6	70.1	72.3	70.2	64.4	65.7	71.0	72.8	29.3	130.5
27,5°	90.3	75.6	67.8	64.2	64.8	66.9	64.2	58.0	58.6	64.7	66.8	31.2	161.7
30,0°	83.1	69.0	62.9	60.4	61.0	62.8	60.7	52.6	53.2	59.4	62.2	33.1	194.8
32,5°	75.0	63.5	59.5	58.1	58.5	59.4	57.5	49.6	49.2	55.0	58.0	34.2	229.0
35,0°	69.1	58.9	56.3	55.7	55.8	56.9	54.8	47.1	46.4	51.6	54.3	35.5	264.5
37,5°	65.2	56.6	54.3	53.9	53.9	54.2	51.6	44.7	43.6	48.1	50.9	37.0	301.5
40,0°	63.6	57.7	55.4	53.2	51.7	51.5	49.2	42.6	40.6	44.4	46.6	37.6	339.1
42,5°	62.3	56.9	55.3	54.5	52.7	50.5	46.5	40.2	37.9	41.5	43.3	38.5	377.6
45,0°	63.9	58.1	56.3	55.4	52.7	50.2	47.3	39.8	36.4	39.2	40.7	38.8	416.4
47,5°	63.2	62.1	61.4	57.6	53.7	50.3	45.7	40.0	37.1	37.5	38.6	38.2	454.6
50,0°	61.3	60.5	61.6	59.2	54.1	49.8	45.2	39.2	36.5	38.9	41.5	38.2	492.7
52,5°	60.3	58.9	58.2	55.1	51.1	48.1	43.5	38.3	37.5	39.7	40.8	38.5	531.3
55,0°	59.8	57.2	56.3	53.2	49.5	45.9	42.4	37.4	33.8	33.8	34.4	39.1	570.3
57,5°	61.6	57.6	56.4	52.6	47.3	42.2	37.8	32.7	29.9	30.5	31.3	39.7	610.1
60,0°	61.7	54.7	50.1	46.2	42.6	39.0	35.2	30.6	27.5	27.9	28.7	40.1	650.2
62,5°	61.5	53.3	46.8	42.8	39.5	36.3	32.7	28.4	25.3	25.8	26.3	40.2	690.4
65,0°	61.2	51.6	42.8	39.1	36.0	32.9	29.8	26.1	23.3	23.3	23.9	39.7	730.1
67,5°	60.4	50.5	39.3	35.1	32.3	29.7	26.9	23.5	20.9	20.9	21.3	38.4	768.6
70,0°	57.9	48.1	35.6	31.4	28.7	26.5	23.9	21.0	18.6	18.4	18.7	35.9	804.4
72,5°	54.6	45.4	32.0	27.8	25.3	23.2	21.1	18.6	16.5	16.1	16.2	32.0	836.4
75,0°	47.7	39.6	28.2	24.5	22.1	20.3	18.2	16.2	14.3	13.9	14.0	27.1	863.5
77,5°	40.3	33.4	24.3	21.1	19.0	17.3	15.6	13.8	12.1	11.9	11.9	21.9	885.4
80,0°	33.2	28.1	21.3	18.4	16.4	14.9	13.4	11.9	10.4	9.9	10.1	17.4	902.8
82,5°	27.4	23.7	18.4	16.0	14.2	12.7	11.2	9.9	8.6	8.2	8.3	13.5	916.3
85,0°	23.2	20.5	16.3	14.1	12.5	11.0	9.7	8.5	7.4	7.0	7.0	10.6	926.8
87,5°	19.5	17.6	14.1	12.3	11.0	9.5	8.5	7.3	6.6	6.4	6.6	8.2	935.0
90,0°	14.8	13.3	11.5	10.3	9.1	8.1	7.2	6.4	5.8	5.8	5.7	6.3	941.3
92,5°	11.3	10.4	9.6	8.7	7.8	6.8	6.1	5.6	5.2	5.3	5.3	4.8	946.1
95,0°	9.6	8.8	8.1	7.3	6.8	6.1	5.7	5.3	5.1	5.2	5.2	3.9	950.0
97,5°	8.6	7.9	7.3	6.9	6.4	5.9	5.7	5.3	4.9	4.8	4.8	3.4	953.5
100,0°	8.4	7.9	7.3	6.8	6.3	5.9	5.5	5.2	4.8	4.8	4.7	3.2	956.7
102,5°	8.4	7.7	7.3	6.9	6.4	5.9	5.7	5.2	4.8	4.7	4.7	3.0	959.7
105,0°	8.2	7.7	7.2	6.8	6.3	5.9	5.5	5.1	4.8	4.7	4.7	2.9	962.6
107,5°	8.2	7.7	7.2	6.8	6.3	5.9	5.6	5.1	4.8	4.5	4.7	2.9	965.5
110,0°	8.2	7.7	7.2	6.8	6.3	5.9	5.5	5.2	4.8	4.7	4.7	2.8	968.3
112,5°	8.1	7.7	7.2	6.8	6.3	6.0	5.6	5.1	4.8	4.8	4.7	2.7	971.0

Lichttechnischer Prüfbefund

Familie DL 11 iQ	Bestell-Nr.: 5XA5575BF14HP00022 + 5XA54000XS EAN: 4058352956526 + 4050737730073	LP-Nummer 59431_152
----------------------------	--	-------------------------------

Wertetabelle Lichtstärkemessung	Maximale Lichtstärke	siteco
--	-----------------------------	---------------

C- Ebenen	0° 180°	5° 175°	10° 170°	15° 165°	20° 160°	25° 155°	30° 150°	35° 145°	40° 140°	45° 135°	50° 130°	55° 125°	60° 120°
γ	Lichtstärke in cd/klm												
115,0°	12.1	12.5	12.7	12.8	13.0	13.1	13.1	13.3	13.3	13.3	13.3	13.5	13.4
117,5°	11.9	12.1	12.4	12.6	12.8	12.9	12.9	13.0	13.1	13.1	13.1	13.2	13.1
120,0°	11.7	12.0	12.1	12.4	12.5	12.5	12.6	12.7	12.8	12.9	12.9	12.9	12.9
122,5°	11.2	11.6	11.8	12.0	12.1	12.2	12.2	12.3	12.5	12.5	12.5	12.5	12.5
125,0°	10.9	11.2	11.4	11.6	11.8	11.8	12.0	12.0	12.0	12.0	12.0	12.1	12.1
127,5°	10.7	10.9	11.1	11.2	11.4	11.4	11.6	11.6	11.7	11.7	11.8	11.8	11.8
130,0°	10.2	10.5	10.8	10.9	10.9	11.1	11.1	11.2	11.4	11.4	11.4	11.4	11.4
132,5°	9.9	10.1	10.2	10.3	10.5	10.6	10.7	10.8	10.9	10.9	10.9	10.9	11.0
135,0°	9.4	9.6	9.8	9.9	10.1	10.2	10.3	10.3	10.5	10.5	10.5	10.5	10.6
137,5°	9.0	9.2	9.2	9.5	9.6	9.8	9.9	10.1	10.1	10.1	10.1	10.1	10.2
140,0°	8.5	8.7	9.0	9.2	9.2	9.3	9.5	9.6	9.6	9.6	9.8	9.8	10.0
142,5°	8.3	8.3	8.7	8.7	8.8	9.2	9.2	9.2	9.2	9.4	9.5	9.6	9.6
145,0°	7.8	7.9	8.2	8.3	8.5	8.7	8.7	8.8	9.0	8.9	9.2	9.2	9.2
147,5°	7.3	7.5	7.7	7.8	7.9	8.2	8.3	8.3	8.3	8.5	8.6	8.6	8.7
150,0°	6.4	6.6	6.8	7.0	7.1	7.4	7.4	7.4	7.6	7.7	7.7	7.9	7.9
152,5°	5.5	5.7	5.7	5.9	6.0	6.3	6.3	6.4	6.6	6.6	6.6	6.6	6.6
155,0°	4.2	4.4	4.6	4.7	4.8	4.9	5.0	5.1	5.1	5.2	5.2	5.2	5.2
157,5°	3.1	3.2	3.4	3.5	3.5	3.5	3.7	3.7	3.7	3.7	3.8	3.7	3.9
160,0°	2.3	2.4	2.5	2.6	2.6	2.6	2.6	2.6	2.6	2.6	2.6	2.6	2.6
162,5°	2.0	2.2	2.2	2.2	2.2	2.2	2.2	2.2	2.2	2.2	2.2	2.2	2.2
165,0°	1.7	1.7	1.7	1.9	2.0	2.2	2.2	2.2	2.2	2.2	2.2	2.2	2.2
167,5°	1.7	1.7	1.7	1.7	1.7	1.8	1.8	2.2	2.2	2.2	2.2	2.2	2.2
170,0°	1.5	1.5	1.7	1.6	1.6	1.7	1.7	1.6	1.7	1.7	1.7	1.7	1.6
172,5°	0.0	0.0	0.0	0.0	0.0	0.0	0.0	0.0	0.0	0.0	0.0	0.0	0.0
175,0°	0.0	0.0	0.0	0.0	0.0	0.0	0.0	0.0	0.0	0.0	0.0	0.0	0.0
177,5°	0.0	0.0	0.0	0.0	0.0	0.0	0.0	0.0	0.0	0.0	0.0	0.0	0.0
180,0°	0.0	0.0	0.0	0.0	0.0	0.0	0.0	0.0	0.0	0.0	0.0	0.0	0.0

Lichttechnischer Prüfbefund

Familie DL 11 iQ	Bestell-Nr.: 5XA5575BF14HP00022 + 5XA54000XS EAN: 4058352956526 + 4050737730073	LP-Nummer 59431_152
Wertetabelle Lichtstärkemessung		Maximale Lichtstärke
		siteco

C- Ebenen	65° 115°	70° 110°	75° 105°	80° 100°	85° 95°	90°	185° 355°	190° 350°	195° 345°	200° 340°	205° 335°	210° 330°	215° 325°
γ	Lichtstärke in cd/klm												
115,0°	13.6	13.6	13.6	13.6	13.8	14.0	11.7	11.2	10.7	10.3	9.8	9.2	8.7
117,5°	13.1	13.2	13.2	13.4	13.4	13.6	11.5	11.1	10.6	10.2	9.7	9.2	8.7
120,0°	12.9	12.9	13.0	13.1	13.1	13.1	11.2	10.8	10.4	10.1	9.5	9.1	8.5
122,5°	12.7	12.6	12.7	12.7	12.7	12.7	10.9	10.6	10.3	9.8	9.4	9.1	8.4
125,0°	12.2	12.2	12.2	12.2	12.2	12.2	10.6	10.3	10.1	9.6	9.2	8.7	8.3
127,5°	11.8	11.8	11.8	11.8	11.8	11.8	10.3	10.1	9.6	9.4	9.0	8.6	8.2
130,0°	11.4	11.4	11.4	11.4	11.7	11.8	10.0	9.6	9.4	9.2	8.7	8.3	7.9
132,5°	11.0	11.0	10.9	11.0	11.1	11.3	9.5	9.3	9.0	8.7	8.3	8.1	7.7
135,0°	10.7	10.6	10.6	10.8	10.8	10.9	9.2	8.9	8.5	8.3	7.9	7.8	7.3
137,5°	10.4	10.5	10.4	10.4	10.5	10.5	8.7	8.3	8.2	7.9	7.7	7.3	7.0
140,0°	10.1	9.9	10.1	10.1	10.1	10.1	8.3	8.0	7.8	7.5	7.4	7.0	6.8
142,5°	9.6	9.6	9.6	9.6	9.6	9.6	7.9	7.7	7.5	7.3	7.0	6.9	6.6
145,0°	9.2	9.2	9.2	9.2	9.2	9.2	7.5	7.3	7.1	7.0	6.8	6.6	6.3
147,5°	8.7	8.7	8.7	8.7	8.7	8.7	7.0	6.8	6.7	6.5	6.1	6.1	5.9
150,0°	7.9	7.9	7.9	7.9	7.9	7.9	6.3	6.1	5.9	5.7	5.7	5.5	5.2
152,5°	6.7	6.8	7.0	6.7	7.0	7.0	5.4	5.2	5.0	4.8	4.7	4.6	4.4
155,0°	5.2	5.2	5.2	5.2	5.2	5.2	4.2	4.0	3.8	3.7	3.5	3.5	3.3
157,5°	3.9	3.9	3.9	3.9	3.9	3.9	3.1	2.9	2.8	2.7	2.6	2.6	2.6
160,0°	2.6	2.6	2.6	2.6	2.6	2.6	2.2	2.2	2.2	2.2	2.1	2.0	2.1
162,5°	2.2	2.2	2.2	2.2	2.2	2.2	1.8	1.7	1.7	1.7	1.7	1.7	1.7
165,0°	2.2	2.2	2.2	2.2	2.2	2.2	1.7	1.7	1.7	1.7	1.7	1.7	1.7
167,5°	2.2	2.2	2.2	2.2	2.2	2.2	1.7	1.6	1.7	1.7	1.7	1.7	1.5
170,0°	1.6	1.7	1.7	1.7	1.7	1.7	1.5	1.5	1.5	1.3	1.4	1.3	1.3
172,5°	0.0	0.0	0.0	0.0	0.0	0.0	0.0	0.0	0.0	0.0	0.0	0.0	0.0
175,0°	0.0	0.0	0.0	0.0	0.0	0.0	0.0	0.0	0.0	0.0	0.0	0.0	0.0
177,5°	0.0	0.0	0.0	0.0	0.0	0.0	0.0	0.0	0.0	0.0	0.0	0.0	0.0
180,0°	0.0	0.0	0.0	0.0	0.0	0.0	0.0	0.0	0.0	0.0	0.0	0.0	0.0

Lichttechnischer Prüfbefund

Familie DL 11 iQ	Bestell-Nr.: 5XA5575BF14HP00022 + 5XA54000XS EAN: 4058352956526 + 4050737730073	LP-Nummer 59431_152
----------------------------	--	-------------------------------

Wertetabelle Lichtstärkemessung	Maximale Lichtstärke	siteco
--	-----------------------------	---------------

C- Ebenen	220° 320°	225° 315°	230° 310°	235° 305°	240° 300°	245° 295°	250° 290°	255° 285°	260° 280°	265° 275°	270°	Phi-Zone	Summe Phi-Zone
γ	Lichtstärke in cd/klm											Lichtstrom in lm/klm	
115,0°	8.1	7.7	7.2	6.9	6.5	6.0	5.7	5.3	4.9	4.8	4.8	2.6	973.6
117,5°	8.1	7.7	7.2	6.8	6.5	6.0	5.7	5.3	4.9	4.8	4.8	2.5	976.1
120,0°	8.1	7.6	7.1	6.8	6.5	6.0	5.7	5.3	5.0	4.8	4.8	2.4	978.6
122,5°	7.9	7.5	7.0	6.7	6.3	6.0	5.6	5.2	4.9	4.8	4.8	2.3	980.9
125,0°	7.9	7.4	7.0	6.6	6.2	5.9	5.6	5.2	4.9	4.8	4.8	2.2	983.1
127,5°	7.8	7.4	7.0	6.7	6.2	5.9	5.6	5.2	5.1	4.8	4.8	2.1	985.1
130,0°	7.6	7.2	6.8	6.6	6.1	5.9	5.6	5.2	5.0	4.8	4.8	1.9	987.1
132,5°	7.3	7.0	6.6	6.3	6.1	5.8	5.5	5.2	4.9	4.8	4.8	1.8	988.9
135,0°	7.0	6.8	6.3	6.1	5.8	5.6	5.3	5.0	4.8	4.8	4.8	1.7	990.6
137,5°	6.7	6.5	6.1	6.0	5.7	5.5	5.2	4.9	4.8	4.8	4.8	1.5	992.1
140,0°	6.5	6.3	6.1	5.7	5.7	5.3	5.2	4.9	4.8	4.8	4.8	1.4	993.5
142,5°	6.3	6.1	5.8	5.7	5.7	5.3	5.1	4.8	4.8	4.8	4.8	1.3	994.8
145,0°	6.1	6.0	5.7	5.7	5.3	5.2	5.0	4.8	4.7	4.8	4.8	1.2	996.0
147,5°	5.7	5.5	5.4	5.2	5.2	4.9	4.8	4.5	4.4	4.4	4.7	1.0	997.0
150,0°	5.1	4.8	4.8	4.6	4.4	4.4	4.0	3.9	3.9	3.9	3.9	0.9	997.8
152,5°	4.3	4.0	3.9	3.9	3.6	3.5	3.5	3.2	3.1	3.1	3.1	0.7	998.5
155,0°	3.2	3.1	3.1	3.1	2.9	2.7	2.6	2.6	2.6	2.6	2.6	0.5	999.0
157,5°	2.6	2.4	2.4	2.2	2.2	2.2	2.2	2.2	2.2	2.2	2.2	0.3	999.3
160,0°	1.8	2.0	1.9	1.7	1.7	1.7	1.7	1.7	1.7	1.7	1.7	0.2	999.5
162,5°	1.7	1.7	1.7	1.7	1.7	1.7	1.7	1.7	1.7	1.7	1.7	0.2	999.7
165,0°	1.7	1.7	1.7	1.7	1.7	1.7	1.7	1.7	1.7	1.7	1.7	0.1	999.8
167,5°	1.7	1.7	1.7	1.7	1.7	1.7	1.7	1.7	1.6	1.5	1.6	0.1	999.9
170,0°	1.3	1.4	1.3	1.3	1.3	1.5	1.3	1.3	1.3	1.3	1.3	0.1	1000.0
172,5°	0.0	0.0	0.0	0.0	0.0	0.0	0.0	0.0	0.0	0.0	0.0	0.0	1000.0
175,0°	0.0	0.0	0.0	0.0	0.0	0.0	0.0	0.0	0.0	0.0	0.0	0.0	1000.0
177,5°	0.0	0.0	0.0	0.0	0.0	0.0	0.0	0.0	0.0	0.0	0.0	0.0	1000.0
180,0°	0.0	0.0	0.0	0.0	0.0	0.0	0.0	0.0	0.0	0.0	0.0	0.0	1000.0

Lichttechnischer Prüfbefund

Familie DL 11 iQ	Bestell-Nr.: 5XA5575BF14HP00022 + 5XA54000XS EAN: 4058352956526 + 4050737730073	LP-Nummer 59431_152
----------------------------	--	-------------------------------

Dimmstufen-Tabelle	Umgebungstemperatur: 25°C	siteco
---------------------------	---------------------------	---------------

Lichtstrom [%]	Dimmstufe linear	Dimmstufe logarithmisch	Lichtstrom [lm]	Systemleistung [W] Lebensdauerbeginn	Systemleistung [W] Lebensdauerende	Systemleistung [W] Durchschnitt
100	254	254	3740	33.6	35.9	34.8
95	241	252	3549	31.3	33.5	32.4
90	229	250	3372	29.4	31.4	30.4
85	216	248	3180	27.3	29.2	28.2
80	203	246	2989	25.4	27.1	26.2
75	190	243	2798	23.5	25.1	24.3
70	178	241	2621	21.9	23.3	22.6
65	165	238	2430	20.1	21.4	20.8
60	152	235	2238	18.4	19.5	19.0
55	140	232	2061	16.8	17.9	17.4
50	127	229	1870	15.2	16.2	15.7
45	114	225	1679	13.6	14.5	14.0
40	102	221	1502	12.2	13.0	12.6
35	89	216	1310	10.7	11.3	11.0
30	76	210	1119	9.2	9.7	9.4
25	63	203	928	7.8	8.2	8.0
20	51	195	751	6.6	6.9	6.8
15	38	184	560	5.2	5.4	5.3
11	28	173	412	4.1	4.3	4.2