



Photometric test report

Family Monsun® 12	Order number: 51FE10DP440J EAN: 4058352539057	LP number 58939_72
	Version prismatic diffuser, opal, PMMA, wide distribution Lamps LED 4000 K CRI ≥ 80 Controlgear ECG-DALI Rated values Net luminous flux = 4200 lm Power consumption = 24.2 W Luminous efficacy = 173.6 lm/W	serial documentation 28.07.2021





Luminous intensity in cd/klm C180-0 C270-90 **Imax: 340 cd/klm**



Classifications	
DIN 5040	A 4 1
CIE	N1=47 N2=77 N3=93 N4=94 N5=100

Luminaire light output ratios	
η_{LB}	100.0%
ϕ_u	94.2%
ϕ_o	5.8%

Measurement conditions
DIN EN 13032 and DIN 5032

Photometric test report

Family Monsun® 12	Order number: 51FE10DP440J EAN: 4058352539057	LP number 58939_72
Table of values for luminous intensities		Maximum luminous intensity
		siteco

C-planes γ	0° 180°	15°	30°	45°	60°	75°	90° 270°	Phi-zone	Total Phi-zone
		165° 195° 345°	150° 210° 330°	135° 225° 315°	120° 240° 300°	105° 255° 285°			
Luminous intensity in cd/klm								Luminous flux in lm/klm	
0°	340.1	340.1	340.1	340.1	340.1	340.1	340.1	2.0	2.0
5°	339.4	338.3	336.5	337.9	339.5	339.4	339.8	16.2	18.2
10°	333.5	333.0	331.2	332.8	334.6	334.7	335.0	31.7	49.9
15°	324.2	324.2	322.5	324.2	326.1	326.4	326.9	46.1	96.0
20°	311.0	311.6	310.1	311.9	314.1	314.7	315.3	58.6	154.6
25°	294.4	295.4	294.1	296.0	298.4	299.4	300.2	68.7	223.4
30°	275.2	276.6	275.1	276.8	279.4	280.7	281.6	76.1	299.5
35°	253.9	255.2	253.8	254.9	257.1	258.4	259.7	80.5	380.0
40°	231.8	232.9	231.3	231.1	232.5	233.8	235.1	81.9	461.9
45°	209.4	209.9	207.8	205.9	206.1	206.6	208.2	80.4	542.4
50°	187.2	187.1	184.8	181.3	179.3	178.3	179.7	76.6	619.0
55°	165.5	164.8	162.1	157.0	153.1	150.2	150.9	70.7	689.7
60°	143.9	142.9	139.5	133.7	127.9	123.2	122.7	63.3	753.0
65°	123.6	122.5	117.8	111.0	104.2	97.9	96.0	54.9	808.0
70°	104.7	103.3	97.1	89.4	81.7	74.3	71.0	45.8	853.8
75°	86.1	84.4	77.8	69.2	60.2	52.2	47.8	36.3	890.0
80°	68.0	66.1	60.2	50.5	40.7	32.1	26.9	26.7	916.7
85°	51.8	50.0	44.6	35.3	24.7	15.7	10.1	18.3	935.0
90°	40.8	39.2	34.4	26.0	15.9	6.9	1.8	13.1	948.2
95°	34.8	33.5	29.7	22.7	13.6	5.1	1.6	11.2	959.3
100°	29.9	28.8	25.4	19.2	11.3	3.7	1.4	9.4	968.7
105°	25.7	24.7	21.4	16.1	8.8	2.4	1.2	7.7	976.4
110°	22.1	20.9	18.0	13.0	6.6	1.4	1.1	6.1	982.5
115°	19.0	17.8	15.0	10.4	4.7	1.2	1.1	4.9	987.4
120°	16.0	14.8	12.2	7.9	3.1	1.2	1.0	3.8	991.2
125°	13.0	11.9	9.4	5.6	1.7	1.1	0.9	2.7	993.9
130°	10.1	9.1	6.9	3.7	1.4	1.1	1.0	1.9	995.9
135°	7.3	6.5	4.6	2.1	1.4	1.1	1.1	1.3	997.1
140°	4.8	4.1	2.7	1.7	1.4	1.1	1.1	0.8	998.0
145°	2.6	2.3	1.9	1.7	1.4	1.2	1.2	0.5	998.5
150°	2.0	2.0	1.9	1.6	1.3	1.3	1.3	0.4	998.9
155°	1.9	1.9	1.7	1.6	1.4	1.4	1.4	0.4	999.3
160°	1.7	1.7	1.6	1.4	1.4	1.4	1.4	0.3	999.6
165°	1.4	1.4	1.4	1.4	1.4	1.4	1.4	0.2	999.8
170°	1.3	1.4	1.4	1.4	1.4	1.4	1.4	0.1	999.9
175°	1.4	1.4	1.4	1.4	1.4	1.4	1.4	0.1	1000.0
180°	1.4	1.4	1.4	1.4	1.4	1.4	1.4	0.0	1000.0

Photometric test report

Family Monsun® 12	Order number: 51FE10DP440J EAN: 4058352539057	LP number 58939_72
-----------------------------	--	------------------------------

UGR-Table	Standard room	siteco
------------------	----------------------	---------------

Reflection factor of ceiling	0.7	0.7	0.5	0.5	0.3	0.7	0.7	0.5	0.5	0.3	
Reflection factor of walls	0.5	0.3	0.5	0.3	0.3	0.5	0.3	0.5	0.3	0.3	
Reflection factor of floor	0.2	0.2	0.2	0.2	0.2	0.2	0.2	0.2	0.2	0.2	
Room dimensions	View crosswise (C0)					View endwise (C90)					
x	y										
2H	2H	18.8	20.5	19.2	20.8	21.1	18.8	20.5	19.1	20.8	21.1
	3H	20.5	22.1	20.9	22.4	22.8	20.2	21.7	20.5	22.0	22.4
	4H	21.4	22.8	21.8	23.2	23.5	20.7	22.2	21.1	22.5	22.9
	6H	22.1	23.5	22.5	23.8	24.2	21.1	22.4	21.5	22.8	23.2
	8H	22.5	23.7	22.9	24.1	24.5	21.2	22.5	21.6	22.8	23.2
	12H	22.8	24.0	23.2	24.4	24.8	21.2	22.5	21.7	22.8	23.3
4H	2H	19.5	21.0	19.9	21.3	21.7	19.5	20.9	19.9	21.3	21.7
	3H	21.4	22.7	21.9	23.1	23.5	21.1	22.3	21.5	22.7	23.1
	4H	22.4	23.5	22.8	23.9	24.4	21.7	22.8	22.1	23.2	23.7
	6H	23.3	24.3	23.8	24.7	25.2	22.2	23.2	22.6	23.6	24.1
	8H	23.7	24.6	24.2	25.1	25.6	22.3	23.3	22.8	23.7	24.2
	12H	24.2	25.0	24.6	25.4	25.9	22.4	23.3	22.9	23.7	24.2
8H	4H	22.7	23.6	23.2	24.1	24.6	22.1	23.0	22.6	23.5	23.9
	6H	23.8	24.6	24.3	25.0	25.5	22.7	23.5	23.2	24.0	24.5
	8H	24.3	25.0	24.8	25.5	26.0	23.0	23.6	23.4	24.1	24.6
	12H	24.9	25.5	25.4	26.0	26.5	23.1	23.7	23.6	24.2	24.7
12H	4H	22.8	23.6	23.2	24.0	24.5	22.2	23.0	22.7	23.5	24.0
	6H	23.9	24.6	24.4	25.1	25.6	22.9	23.6	23.4	24.0	24.6
	8H	24.5	25.1	25.0	25.6	26.1	23.2	23.7	23.7	24.2	24.8

Luminance table	Max. for $\gamma \geq 65^\circ$	Photometric dimensions in mm:	L = 1590	H(C0) = 21	H(C180) = 21
			B = 87	H(C90) = 21	H(C270) = 21

C-planes	γ	Luminance in cd/m ²								
		0° 180°	15° 165° 195° 345°	30° 150° 210° 330°	45° 135° 225° 315°	60° 120° 240° 300°	75° 105° 255° 285°	90° 270°		
45°		7242.0	7286.9	7340.2	7493.7	7817.1	8250.1	8822.4		
50°		6868.6	6894.0	6945.6	7051.5	7318.2	7729.3	8356.4		
55°		6513.1	6520.6	6560.6	6612.3	6818.4	7177.7	7838.5		
60°		6161.7	6156.5	6167.2	6186.8	6322.7	6619.4	7286.0		
65°		5852.8	5838.7	5789.3	5752.6	5833.4	6056.7	6707.2		
70°		5587.6	5556.0	5411.9	5309.6	5319.1	5464.0	6085.5		
75°		5311.1	5260.9	5059.1	4853.9	4733.5	4782.3	5346.4		
80°		5018.0	4934.7	4732.4	4367.6	4063.4	3928.2	4372.1		
85°		4804.1	4702.4	4482.5	4025.1	3421.5	2931.7	3053.4		

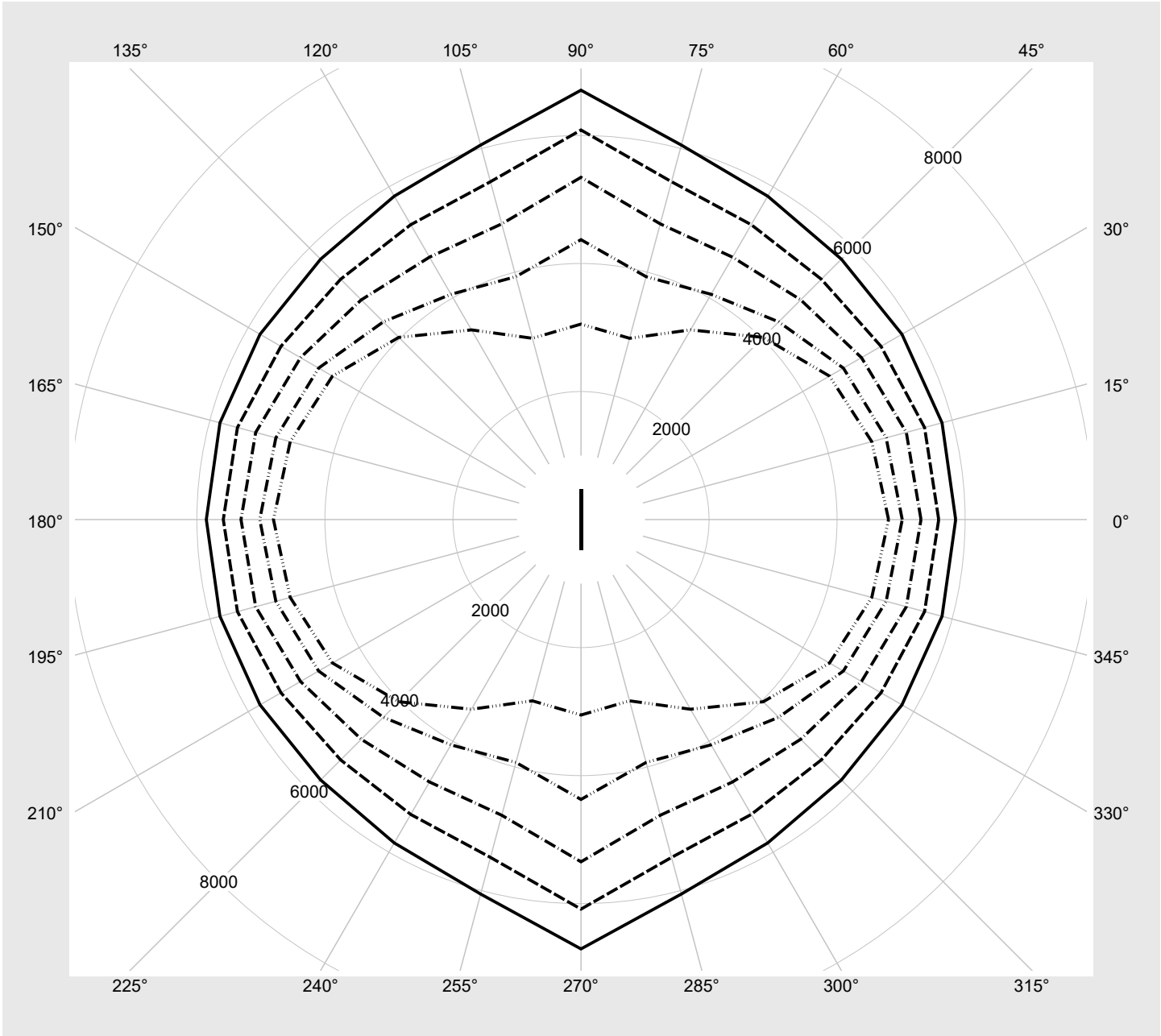
Photometric test report

Family Monsun® 12	Order number: 51FE10DP440J EAN: 4058352539057	LP number 58939_72
------------------------------------	--	-------------------------------------

Luminance values in cd/m²

γ 65°
 γ 70°
 γ 75°
 γ 80°
 γ 85°

siteco



Photometric test report

Family Monsun® 12	Order number: 51FE10DP440J EAN: 4058352539057	LP number 58939_72
------------------------------------	--	-------------------------------------

Dimming levels table	environmental temperature: 25°C	sITeco
-----------------------------	---------------------------------	---------------

Luminous flux %	Dimming level linear	Dimming level logarithmic	Luminous flux [lm]	Power consumption [W]
100	254	254	4200	24.2
95	241	252	3989	23.1
90	228	250	3777	21.9
85	215	248	3564	20.8
80	203	246	3367	19.8
75	190	243	3152	18.6
70	177	241	2937	17.5
65	165	238	2737	16.4
60	152	235	2520	15.3
55	139	232	2302	14.1
50	127	229	2101	13.0
45	114	225	1885	11.9
40	102	221	1682	10.8
35	90	216	1477	9.8
30	77	210	1256	8.7
25	65	204	1050	7.7
20	53	197	844	6.7
15	41	187	637	5.6
10	28	173	412	4.6
5	16	153	204	3.6
3	11	139	117	3.2