

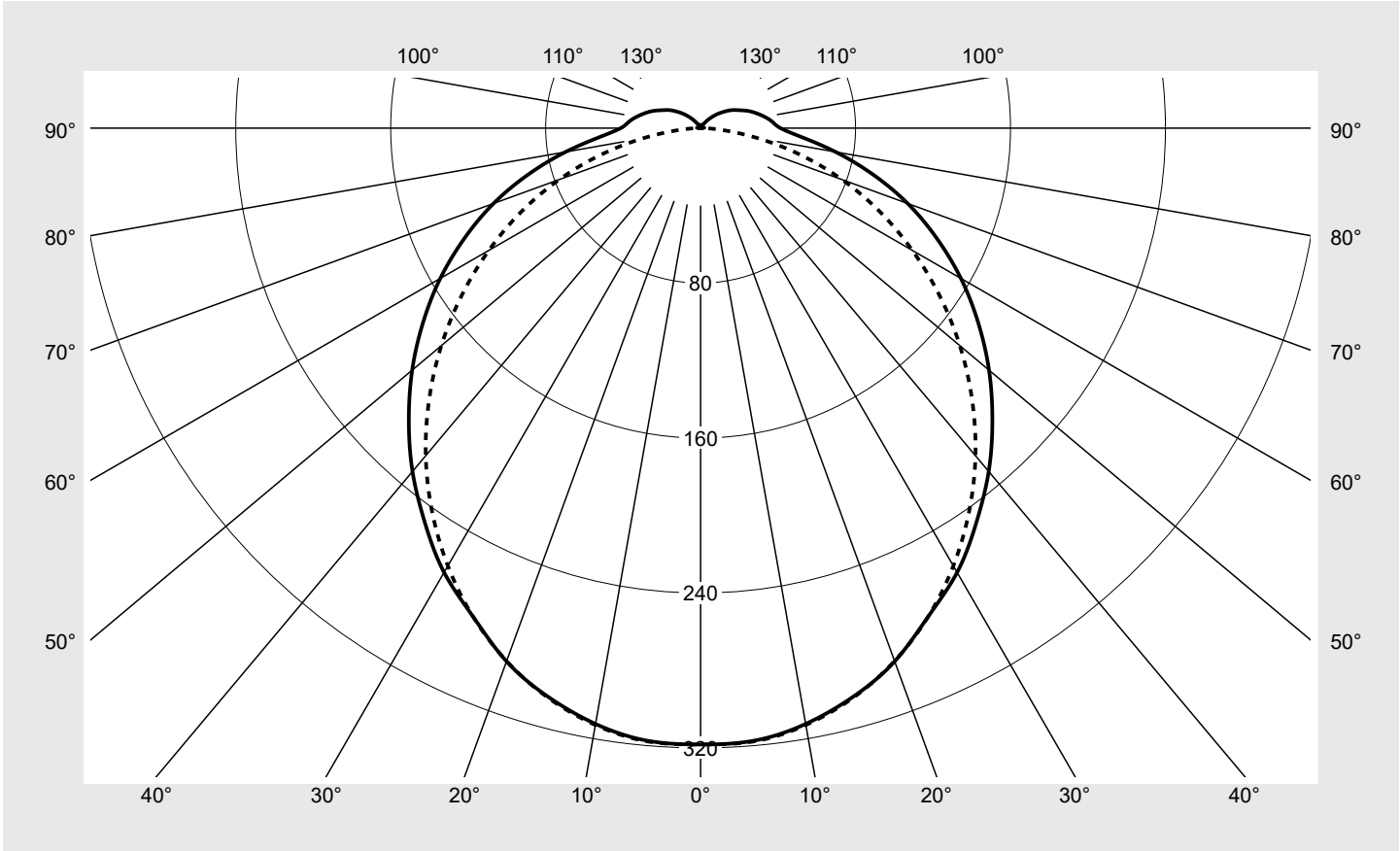


Photometric test report

Family Monsun® 21	Order number: 51FG207L430J EAN: 4058352757345	LP number 59394_9
	Version prismatic diffuser, opal, polycarbonate, extremely wide distribution Lamps LED 4000 K CRI ≥ 80 Controlgear ECG Rated values Net luminous flux = 4030 lm Power consumption = 27.2 W Luminous efficacy = 148.2 lm/W	serial documentation 10.02.2023
		

Luminous intensity in cd/klm C180-0 C270-90 **Imax: 318 cd/klm**



Classifications	
DIN 5040	A 4 1
CIE	N1=45 N2=75 N3=93 N4=94 N5=100

Luminaire light output ratios	
η_{LB}	100.0%
ϕ_u	93.7%
ϕ_o	6.3%

Measurement conditions
DIN EN 13032 and DIN 5032

Photometric test report

Family Monsun® 21	Order number: 51FG207L430J EAN: 4058352757345	LP number 59394_9
Table of values for luminous intensities		Maximum luminous intensity
		siteco

C-planes γ	0° 180°	15°	30°	45°	60°	75°	90° 270°	Phi-zone	Total Phi-zone
		165° 195° 345°	150° 210° 330°	135° 225° 315°	120° 240° 300°	105° 255° 285°			
Luminous intensity in cd/klm							Luminous flux in lm/klm		
0°	318.2	318.2	318.2	318.2	318.2	318.2	318.2	1.9	1.9
5°	317.5	317.5	315.1	315.9	316.6	317.2	317.8	15.1	17.0
10°	312.4	312.6	310.3	310.8	311.5	312.2	312.9	29.7	46.7
15°	304.0	304.5	302.1	302.5	303.1	303.6	304.5	43.0	89.7
20°	293.0	293.3	291.0	291.0	291.4	291.9	292.8	54.7	144.5
25°	278.2	280.0	277.5	276.9	276.9	277.3	278.2	64.3	208.8
30°	264.9	265.0	262.4	260.7	260.0	260.0	261.0	71.8	280.6
35°	248.3	248.5	245.7	243.1	241.2	240.6	241.7	76.7	357.3
40°	231.4	230.9	227.8	224.4	221.2	219.7	220.8	79.3	436.6
45°	213.0	212.5	208.9	204.3	200.0	197.3	198.2	79.4	515.9
50°	194.4	193.4	189.5	184.3	178.4	174.4	174.7	77.3	593.2
55°	174.9	174.0	169.9	163.6	156.5	151.3	150.6	73.2	666.4
60°	155.2	153.6	149.3	142.2	134.7	128.1	126.2	67.1	733.5
65°	134.5	133.3	127.9	120.6	112.6	105.3	102.1	59.5	793.0
70°	113.8	111.2	106.2	98.6	90.1	81.8	77.7	50.1	843.1
75°	91.9	90.6	84.2	76.2	67.3	58.7	53.5	39.7	882.8
80°	70.8	68.8	62.9	54.4	45.2	36.1	30.1	28.6	911.4
85°	52.2	50.3	44.7	36.3	26.8	17.6	11.2	18.9	930.2
90°	41.3	39.2	33.7	25.7	16.7	7.7	2.0	13.2	943.5
95°	37.2	35.5	30.5	23.1	14.2	5.7	1.8	11.7	955.1
100°	33.6	31.9	27.2	20.0	11.9	4.1	1.6	10.1	965.3
105°	29.8	28.2	23.6	17.2	9.5	2.6	1.4	8.5	973.8
110°	26.0	24.2	20.2	14.2	7.2	1.5	1.2	7.0	980.8
115°	21.9	20.5	16.9	11.4	5.1	1.4	1.2	5.5	986.3
120°	18.6	17.0	13.7	8.7	3.2	1.3	1.1	4.3	990.6
125°	14.8	13.4	10.4	6.0	1.7	1.3	1.1	3.1	993.6
130°	11.3	10.0	7.4	3.7	1.5	1.3	1.1	2.1	995.7
135°	7.8	6.8	4.7	1.9	1.5	1.3	1.0	1.3	997.1
140°	4.8	4.0	2.4	1.7	1.5	1.2	1.0	0.8	997.9
145°	2.3	2.1	1.9	1.7	1.5	1.3	1.2	0.5	998.4
150°	2.0	2.0	1.9	1.7	1.5	1.4	1.3	0.5	998.9
155°	1.9	1.9	1.8	1.7	1.5	1.4	1.3	0.4	999.3
160°	1.8	1.8	1.8	1.6	1.5	1.5	1.4	0.3	999.6
165°	1.7	1.7	1.6	1.5	1.5	1.5	1.4	0.2	999.8
170°	1.5	1.6	1.5	1.5	1.5	1.5	1.4	0.1	999.9
175°	1.5	1.5	1.5	1.5	1.5	1.5	1.4	0.1	1000.0
180°	1.4	1.4	1.4	1.4	1.4	1.4	1.4	0.0	1000.0

Photometric test report

Family Monsun® 21	Order number: 51FG207L430J EAN: 4058352757345	LP number 59394_9
-----------------------------	--	-----------------------------

UGR-Table	Standard room	siteco
------------------	----------------------	---------------

Reflection factor of ceiling	0.7	0.7	0.5	0.5	0.3	0.7	0.7	0.5	0.5	0.3	
Reflection factor of walls	0.5	0.3	0.5	0.3	0.3	0.5	0.3	0.5	0.3	0.3	
Reflection factor of floor	0.2	0.2	0.2	0.2	0.2	0.2	0.2	0.2	0.2	0.2	
Room dimensions	View crosswise (C0)					View endwise (C90)					
x	y										
2H	2H	19.7	21.4	20.0	21.7	22.0	19.4	21.1	19.8	21.4	21.8
	3H	21.5	23.1	21.9	23.4	23.8	21.0	22.5	21.3	22.9	23.2
	4H	22.4	23.8	22.7	24.2	24.5	21.6	23.1	22.0	23.4	23.8
	6H	23.1	24.5	23.5	24.8	25.2	22.0	23.4	22.4	23.7	24.1
	8H	23.4	24.7	23.9	25.1	25.5	22.1	23.4	22.5	23.8	24.2
	12H	23.7	24.9	24.1	25.3	25.7	22.2	23.4	22.6	23.8	24.2
4H	2H	20.4	21.9	20.8	22.3	22.6	20.2	21.7	20.6	22.0	22.4
	3H	22.4	23.7	22.9	24.1	24.5	22.0	23.2	22.4	23.6	24.0
	4H	23.4	24.6	23.9	25.0	25.4	22.7	23.8	23.1	24.2	24.7
	6H	24.3	25.3	24.8	25.7	26.2	23.2	24.2	23.7	24.7	25.1
	8H	24.7	25.6	25.2	26.1	26.5	23.4	24.3	23.8	24.8	25.2
	12H	25.1	25.9	25.6	26.4	26.8	23.5	24.3	24.0	24.8	25.3
8H	4H	23.8	24.7	24.2	25.1	25.6	23.1	24.1	23.6	24.5	25.0
	6H	24.8	25.6	25.3	26.1	26.6	23.8	24.6	24.3	25.0	25.5
	8H	25.3	26.0	25.8	26.5	27.0	24.0	24.7	24.5	25.2	25.7
	12H	25.8	26.4	26.3	26.9	27.4	24.2	24.8	24.7	25.3	25.8
12H	4H	23.8	24.7	24.3	25.1	25.6	23.2	24.0	23.7	24.5	25.0
	6H	24.9	25.6	25.4	26.1	26.6	24.0	24.6	24.4	25.1	25.6
	8H	25.4	26.1	25.9	26.5	27.1	24.2	24.8	24.7	25.3	25.9

Luminance table	Max. for $\gamma \geq 65^\circ$	Photometric dimensions in mm:	L = 1299	H(C0) = 21	H(C180) = 21
			B = 87	H(C90) = 21	H(C270) = 21

C-planes	γ	Luminance in cd/m ²							
		0° 180°	15° 165° 195° 345°	30° 150° 210° 330°	45° 135° 225° 315°	60° 120° 240° 300°	75° 105° 255° 285°	90° 270°	
45°		8654.8	8660.8	8653.9	8716.1	8888.4	9227.4	9837.1	
50°		8375.2	8361.4	8351.0	8398.9	8527.4	8850.5	9511.1	
55°		8087.5	8078.0	8061.8	8072.0	8158.1	8461.4	9148.6	
60°		7804.9	7765.5	7735.6	7707.2	7788.1	8045.8	8757.8	
65°		7478.2	7454.5	7366.2	7318.5	7372.8	7608.4	8330.1	
70°		7132.1	7020.5	6936.2	6853.7	6854.7	7024.5	7756.1	
75°		6661.5	6620.7	6409.2	6251.1	6166.6	6263.0	6949.0	
80°		6134.2	6018.2	5787.0	5493.5	5264.1	5142.5	5664.0	
85°		5677.4	5544.0	5247.1	4820.9	4313.3	3795.6	3864.0	

Photometric test report

Family Monsun® 21	Order number: 51FG207L430J EAN: 4058352757345	LP number 59394_9
------------------------------------	--	------------------------------------



Luminance values in cd/m² γ 65° γ 70° γ 75° γ 80° γ 85°

