

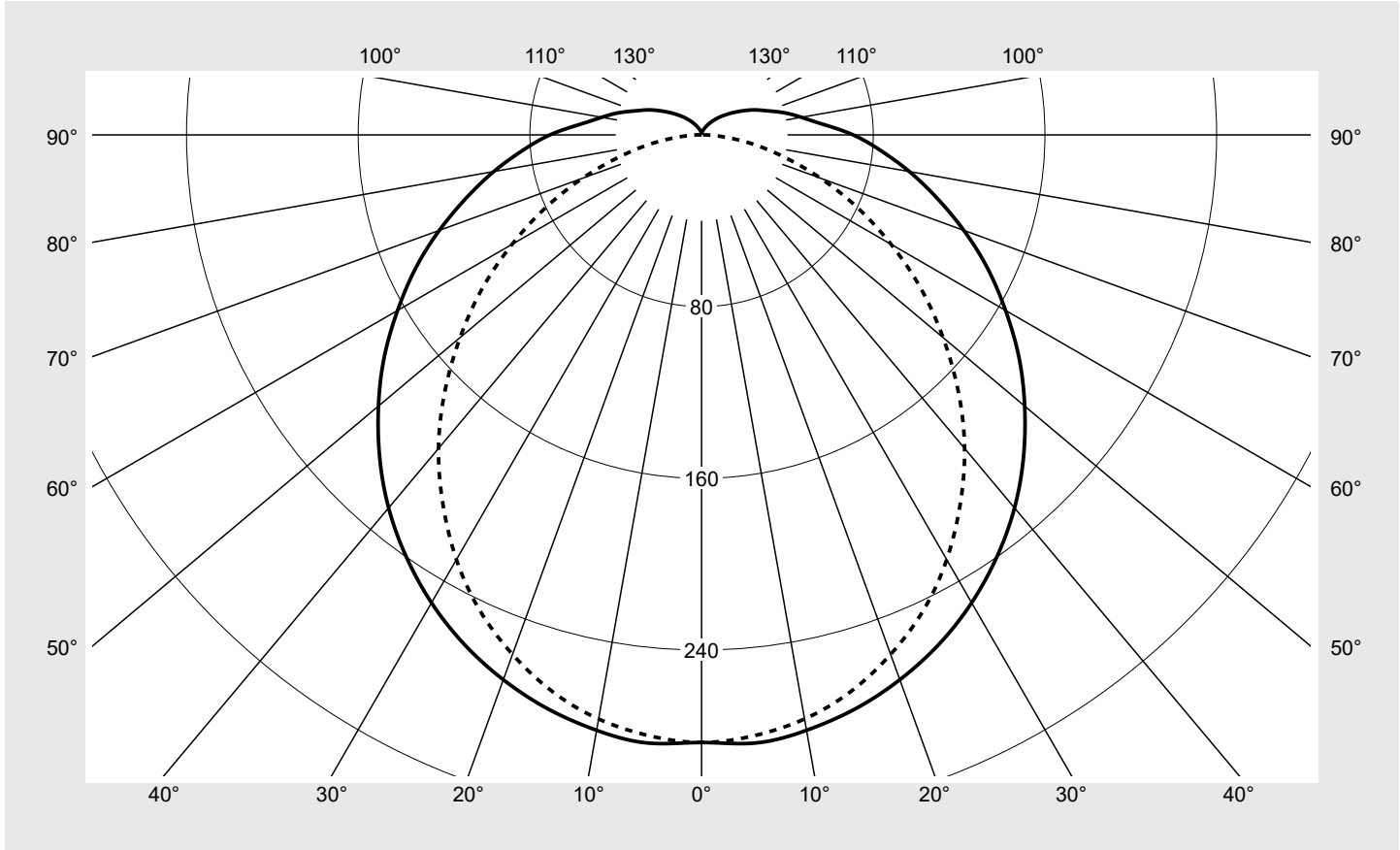


Photometric test report

Family Monsun® 31 tube	Order number: 51FT10DN4A0A EAN: 4058352701379	LP number 59362_2
	Version tubular luminaire, diffuser, opal, PMMA, diffuse beam	serial documentation 16.12.2022
	Lamps LED 4000 K CRI ≥ 80	
	Controlgear ECG-DALI	
	Rated values Net luminous flux = 10000 lm Power consumption = 58.0 W Luminous efficacy = 172.4 lm/W	
		

Luminous intensity in cd/klm C180-0 C270-90 **Imax: 284 cd/klm**



Classifications	
DIN 5040	A 3 1
CIE	N1=42 N2=71 N3=90 N4=91 N5=100

Luminaire light output ratios	
η_{LB}	100.0%
ϕ_u	91.0%
ϕ_o	9.0%

Measurement conditions
DIN EN 13032 and DIN 5032

Photometric test report

Family Monsun® 31 tube	Order number: 51FT10DN4A0A EAN: 4058352701379	LP number 59362_2
Table of values for luminous intensities		Maximum luminous intensity
		siteco

C-planes γ	0° 180°	15° 165° 195° 345°	30° 150° 210° 330°	45° 135° 225° 315°	60° 120° 240° 300°	75° 105° 255° 285°	90° 270°	Phi-zone	Total Phi-zone
0°	283.1	283.1	283.1	283.1	283.1	283.1	283.1	1.7	1.7
5°	284.4	282.4	282.0	281.5	281.4	281.2	281.0	13.5	15.2
10°	281.7	279.5	278.8	277.9	277.3	276.7	276.3	26.5	41.6
15°	276.8	274.8	273.4	271.9	270.3	269.3	268.5	38.6	80.2
20°	270.1	267.8	266.0	263.2	260.7	258.6	257.6	49.4	129.6
25°	261.8	259.4	256.8	252.8	248.9	245.7	244.5	58.6	188.2
30°	251.7	249.2	245.4	240.4	234.6	230.6	228.5	65.8	254.0
35°	239.9	237.0	232.4	225.5	218.4	212.4	210.1	70.8	324.7
40°	226.9	223.6	218.2	209.8	201.0	193.5	190.7	73.7	398.4
45°	212.2	209.2	202.4	193.1	182.1	173.4	169.2	74.3	472.8
50°	196.5	193.0	185.8	174.7	162.2	151.5	146.9	72.7	545.5
55°	180.5	176.8	168.9	156.6	142.6	130.0	124.8	69.4	614.9
60°	163.6	160.4	151.7	138.5	122.6	108.8	102.0	64.5	679.4
65°	147.0	143.0	134.8	120.2	103.8	87.3	80.1	58.2	737.5
70°	130.0	126.6	118.0	103.4	85.5	67.5	59.0	51.1	788.7
75°	113.5	110.8	101.7	87.6	68.6	49.6	39.8	43.7	832.3
80°	98.3	95.1	87.0	72.3	53.7	32.9	23.9	36.2	868.5
85°	83.8	81.1	73.2	59.3	41.8	21.7	10.1	29.5	898.0
90°	70.6	68.5	60.9	47.9	30.7	13.1	2.1	23.5	921.5
95°	56.8	53.3	46.4	33.9	23.1	7.7	0.8	17.6	939.1
100°	47.2	43.9	37.1	27.2	15.1	4.4	0.8	13.7	952.8
105°	39.9	37.4	31.8	22.6	11.9	3.5	0.8	11.3	964.0
110°	32.8	31.3	26.2	18.2	9.3	2.8	0.9	9.0	973.0
115°	27.6	25.8	21.3	14.5	7.2	2.3	0.9	7.1	980.1
120°	22.5	21.0	17.2	11.3	5.7	2.0	0.9	5.5	985.5
125°	18.2	16.9	13.7	8.8	4.6	1.8	1.0	4.1	989.7
130°	14.5	13.6	10.6	7.0	3.8	1.6	1.0	3.1	992.8
135°	11.6	10.8	8.2	5.6	3.1	1.5	1.0	2.3	995.1
140°	9.0	8.3	6.3	4.4	2.6	1.5	1.1	1.7	996.7
145°	6.8	6.2	4.8	3.5	2.2	1.4	1.1	1.2	997.9
150°	5.0	4.4	3.6	2.7	1.9	1.4	1.2	0.8	998.7
155°	3.6	3.2	2.8	2.2	1.7	1.4	1.2	0.5	999.2
160°	2.6	2.4	2.2	1.8	1.6	1.3	1.2	0.4	999.6
165°	2.0	1.9	1.8	1.6	1.5	1.3	1.3	0.2	999.8
170°	1.7	1.6	1.5	1.5	1.4	1.3	1.3	0.1	999.9
175°	1.5	1.4	1.4	1.4	1.4	1.3	1.3	0.1	1000.0
180°	1.4	1.4	1.4	1.4	1.4	1.4	1.4	0.0	1000.0

Photometric test report

Family Monsun® 31 tube	Order number: 51FT10DN4A0A EAN: 4058352701379	LP number 59362_2
----------------------------------	--	-----------------------------

UGR-Table	Standard room	siteco
------------------	----------------------	---------------

Reflection factor of ceiling	0.7	0.7	0.5	0.5	0.3	0.7	0.7	0.5	0.5	0.3	
Reflection factor of walls	0.5	0.3	0.5	0.3	0.3	0.5	0.3	0.5	0.3	0.3	
Reflection factor of floor	0.2	0.2	0.2	0.2	0.2	0.2	0.2	0.2	0.2	0.2	
Room dimensions	View crosswise (C0)					View endwise (C90)					
x	y										
2H	2H	22.7	24.4	23.0	24.7	25.1	21.8	23.6	22.2	23.9	24.2
	3H	24.6	26.2	25.0	26.6	26.9	23.2	24.8	23.6	25.2	25.5
	4H	25.6	27.1	26.0	27.4	27.8	23.7	25.3	24.1	25.6	26.0
	6H	26.5	27.9	26.9	28.3	28.7	24.1	25.5	24.5	25.9	26.3
	8H	27.0	28.3	27.4	28.7	29.1	24.3	25.6	24.7	26.0	26.4
	12H	27.4	28.6	27.8	29.0	29.4	24.3	25.6	24.8	26.0	26.4
4H	2H	23.3	24.9	23.7	25.2	25.6	22.7	24.2	23.1	24.6	25.0
	3H	25.5	26.9	26.0	27.3	27.7	24.3	25.6	24.7	26.0	26.4
	4H	26.7	27.9	27.1	28.3	28.7	25.0	26.2	25.4	26.6	27.0
	6H	27.8	28.8	28.2	29.3	29.7	25.5	26.6	25.9	27.0	27.4
	8H	28.3	29.3	28.8	29.7	30.2	25.7	26.7	26.1	27.1	27.6
	12H	28.8	29.7	29.3	30.2	30.6	25.8	26.7	26.3	27.2	27.6
8H	4H	27.0	28.0	27.5	28.5	28.9	25.6	26.6	26.1	27.0	27.5
	6H	28.3	29.2	28.8	29.6	30.1	26.3	27.2	26.8	27.6	28.1
	8H	29.0	29.8	29.5	30.2	30.8	26.6	27.4	27.1	27.9	28.4
	12H	29.7	30.4	30.2	30.9	31.4	26.8	27.5	27.4	28.0	28.5
12H	4H	27.1	28.0	27.5	28.4	28.9	25.8	26.7	26.3	27.1	27.6
	6H	28.4	29.2	28.9	29.7	30.2	26.6	27.3	27.1	27.8	28.3
	8H	29.2	29.9	29.7	30.3	30.9	27.0	27.6	27.5	28.1	28.7

Luminance table	Max. for $\gamma \geq 65^\circ$	Photometric dimensions in mm:	L = 1420	H(C0) = 35	H(C180) = 35
			B = 70	H(C90) = 0	H(C270) = 0

C-planes	γ	Luminance in cd/m ²							
		0° 180°	15° 165° 195° 345°	30° 150° 210° 330°	45° 135° 225° 315°	60° 120° 240° 300°	75° 105° 255° 285°	90° 270°	
45°		20123.3	20066.4	20097.5	20293.5	20721.4	21846.3	24075.3	
50°		19275.5	19175.9	19177.0	19234.0	19557.0	20539.7	22990.7	
55°		18473.0	18357.1	18303.9	18249.1	18426.7	19249.0	21884.8	
60°		17636.2	17576.9	17441.8	17288.0	17213.5	17888.2	20513.3	
65°		16891.7	16723.7	16642.5	16276.9	16089.7	16259.0	19077.0	
70°		16112.6	16003.4	15846.6	15432.1	14901.4	14650.3	17343.7	
75°		15395.0	15362.4	15116.0	14675.3	13795.1	12996.0	15470.0	
80°		14848.0	14732.8	14591.2	13937.9	12879.0	10995.2	13828.6	
85°		14407.3	14363.5	14201.3	13572.8	12513.6	10082.1	11663.0	

Photometric test report

Family Monsun® 31 tube	Order number: 51FT10DN4A0A EAN: 4058352701379	LP number 59362_2
---	--	------------------------------------

Luminance values in cd/m²

γ 65°
 γ 70°
 γ 75°
 γ 80°
 γ 85°

siteco

