



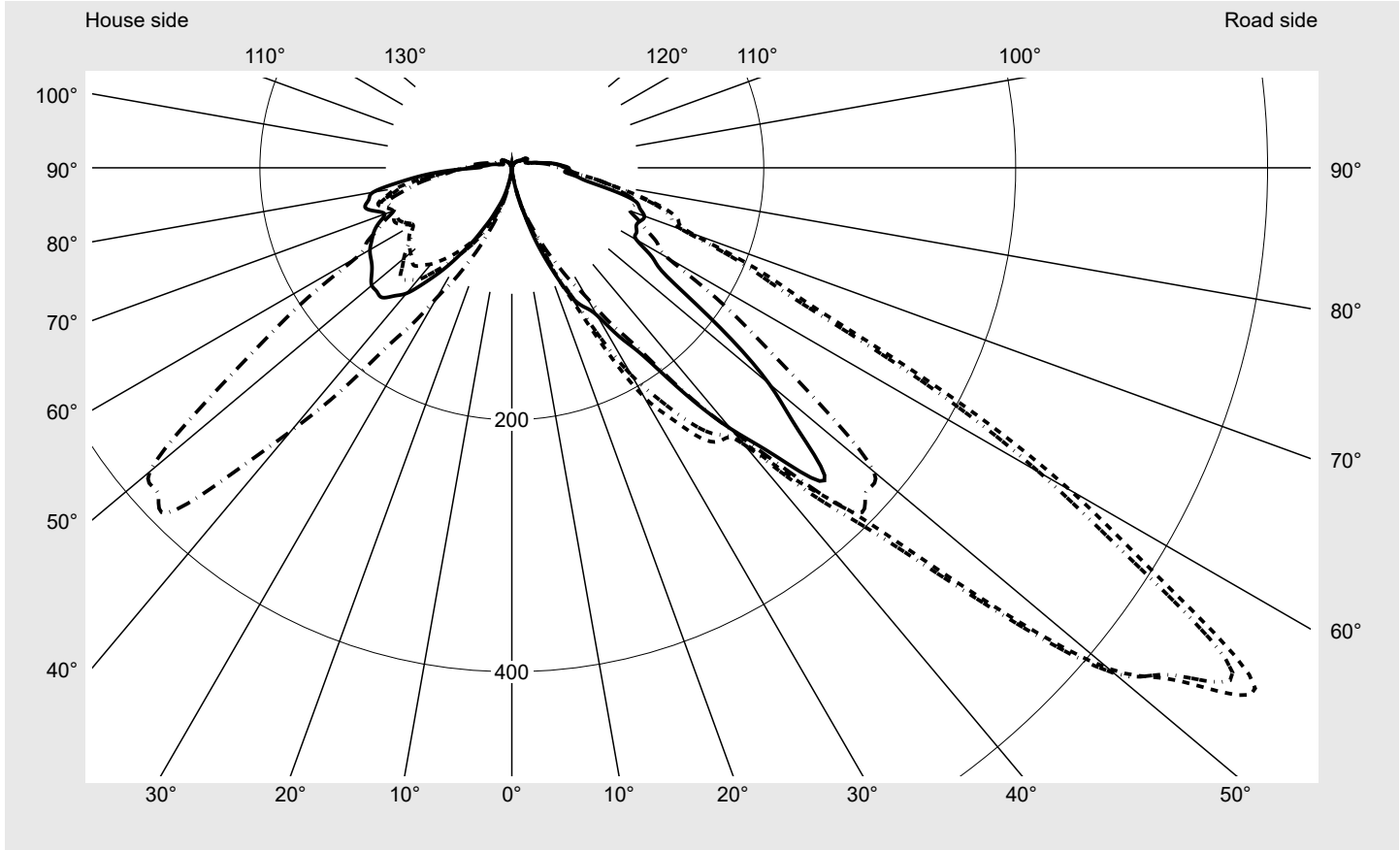
# Photometric test report

<b>Family</b> <b>CL bollard</b>	<b>Order number: 5CL434603</b> <b>EAN: 4058352521519</b>	<b>LP number</b> <b>59248_2</b>
	<b>Version</b> asymmetric distribution, height 600mm <b>Optic</b> secondary reflector, white <b>Cover</b> cover transparent, PC <b>Lamps</b> LED 3000 K   CRI ≥ 80 <b>Controlgear</b> ECG-DALI <b>Rated values</b> Net luminous flux = 1500 lm Power consumption = 14.0 W Luminous efficacy = 107.1 lm/W	<b>serial documentation</b> <b>10.12.2021</b>





**Luminous intensity in cd/klm** C180-0 C235-55 C240-60 C270-90 **Imax: 720 cd/klm**



**Luminaire output ratios**

Eta	100.0%
Eta 0° - 90°	92.2%
Eta 90° - 180°	7.8%

**Luminous intensity class acc. to EN13201-2**

Class:	G1
Imax 70°	151.2
Imax 80°	111.9
Imax 90°	45.1
Imax >90°	40.2
Imax >95°	29.1

**Measurement conditions**

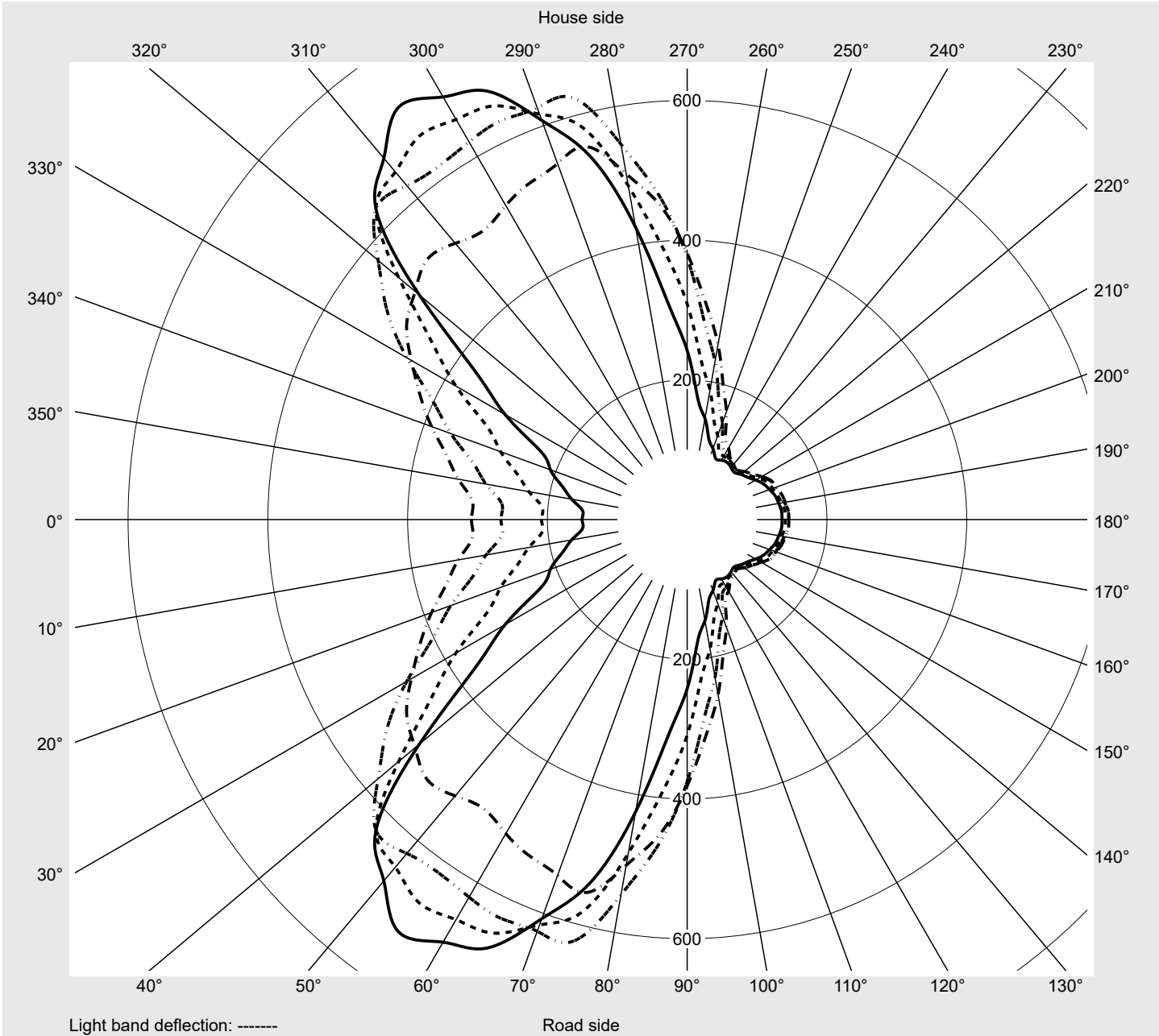
DIN EN 13032 and DIN 5032

**Photometric test report**

<b>Family</b> <b>CL bollard</b>	<b>Order number: 5CL434603</b> <b>EAN: 4058352521519</b>	<b>LP number</b> <b>59248_2</b>
------------------------------------	---	------------------------------------



**Envelope curve in cd/klm**      **KMK 55°**    **KMK 52,5°**    **KMK 50°**    **KMK 47,5°**



## Photometric test report

<b>Family</b> <b>CL bollard</b>	<b>Order number: 5CL434603</b> <b>EAN: 4058352521519</b>	<b>LP number</b> <b>59248_2</b>
<b>Table of values for luminous intensities</b>		<b>Maximum luminous intensity</b>
		<b>siteco</b>

C-planes	0°	5° 355°	10° 350°	15° 345°	20° 340°	25° 335°	30° 330°	35° 325°	40° 320°	45° 315°	50° 310°	55° 305°	60° 300°
γ	Luminous intensity in cd/klm												
0,0°	0.2	0.2	0.2	0.2	0.2	0.2	0.2	0.2	0.2	0.2	0.2	0.2	0.2
2,5°	1.1	1.1	1.1	1.1	1.1	1.1	1.1	1.0	1.0	1.0	1.0	1.0	1.0
5,0°	2.0	2.0	2.0	2.0	2.0	2.0	1.9	1.9	1.8	1.8	1.8	1.8	1.7
7,5°	8.2	8.2	8.0	7.8	8.0	8.1	8.0	7.8	7.9	8.1	7.8	7.6	7.5
10,0°	14.4	14.4	14.0	13.6	13.9	14.3	14.0	13.7	14.0	14.3	13.8	13.3	13.3
12,5°	26.2	26.2	26.0	25.9	26.0	26.0	25.2	24.4	25.0	25.5	25.3	25.1	24.4
15,0°	38.0	38.0	38.1	38.2	38.0	37.7	36.4	35.2	35.9	36.6	36.7	36.8	35.4
17,5°	56.4	56.4	57.0	57.5	56.7	55.9	54.3	52.8	53.2	53.7	52.2	50.8	49.7
20,0°	74.8	74.8	75.8	76.9	75.5	74.0	72.2	70.4	70.6	70.7	67.7	64.7	64.0
22,5°	94.4	94.4	96.0	97.7	100.6	103.4	104.6	105.8	103.8	101.8	97.5	93.2	88.2
25,0°	113.9	113.9	116.2	118.5	125.7	132.8	137.0	141.1	137.0	132.9	127.3	121.7	112.5
27,5°	124.6	124.6	125.6	126.7	134.2	141.7	150.2	158.8	164.3	169.8	167.9	166.0	151.4
30,0°	135.2	135.2	135.1	134.9	142.7	150.5	163.4	176.4	191.5	206.7	208.5	210.3	190.3
32,5°	158.9	158.9	158.4	157.9	163.7	169.6	180.6	191.7	206.0	220.4	228.3	236.1	218.6
35,0°	182.6	182.6	181.7	180.9	184.8	188.7	197.8	206.9	220.5	234.1	248.0	261.9	247.0
37,5°	226.5	226.5	226.1	225.6	232.4	239.2	241.0	242.9	247.1	251.4	262.2	273.0	266.7
40,0°	270.5	270.5	270.4	270.4	280.0	289.7	284.3	278.9	273.8	268.7	276.3	284.0	286.5
42,5°	310.7	310.7	321.7	332.6	349.2	365.8	366.3	366.9	356.4	345.9	342.4	339.0	350.2
45,0°	351.0	351.0	372.9	394.9	418.4	442.0	448.4	454.8	438.9	423.0	408.5	394.0	413.9
47,5°	308.7	308.7	332.6	356.5	389.1	421.8	455.8	489.9	508.1	526.3	516.2	506.2	519.0
50,0°	266.5	266.5	292.3	318.1	359.9	401.6	463.3	524.9	577.2	629.6	624.0	618.3	624.2
52,5°	208.4	208.4	230.1	251.7	284.1	316.4	382.1	447.8	538.8	629.8	649.6	669.4	661.4
55,0°	150.4	150.4	167.9	185.4	208.3	231.2	300.9	370.6	500.3	630.0	675.2	720.4	698.6
57,5°	132.3	132.3	143.8	155.2	171.4	187.6	240.3	292.9	405.7	518.5	567.3	616.2	591.2
60,0°	114.2	114.2	119.7	125.1	134.5	144.0	179.6	215.2	311.0	406.9	459.5	512.0	483.8
62,5°	111.6	111.6	117.9	124.3	128.6	132.9	156.9	180.9	249.7	318.5	355.2	392.0	368.0
65,0°	109.0	109.0	116.2	123.5	122.6	121.7	134.2	146.6	188.3	230.0	251.0	272.0	252.2
67,5°	110.5	110.5	113.4	116.3	116.5	116.8	126.0	135.2	161.5	187.8	199.7	211.6	198.2
70,0°	112.0	112.0	110.5	109.1	110.5	111.9	117.8	123.7	134.6	145.5	148.3	151.2	144.3
72,5°	106.5	106.5	106.8	107.1	108.2	109.4	113.8	118.3	126.6	134.8	136.8	138.7	133.1
75,0°	100.9	101.0	103.0	105.1	106.0	106.9	109.9	112.9	118.5	124.1	125.2	126.2	121.8
77,5°	80.6	80.6	82.6	84.6	85.4	86.2	89.5	92.8	97.8	102.8	103.2	103.5	101.2
80,0°	60.3	60.3	62.2	64.2	64.9	65.6	69.2	72.8	77.2	81.5	81.2	80.9	80.6
82,5°	51.5	51.6	52.4	53.3	54.3	55.3	57.4	59.6	62.0	64.4	64.9	65.4	65.5
85,0°	42.8	42.8	42.6	42.4	43.7	45.0	45.7	46.4	46.8	47.3	48.6	49.9	50.4
87,5°	44.0	44.0	43.0	42.1	43.3	44.5	45.1	45.7	45.4	45.1	45.9	46.7	46.4
90,0°	45.1	45.1	43.5	41.9	43.0	44.1	44.6	45.1	44.0	42.9	43.2	43.5	42.3
92,5°	40.2	40.2	39.0	37.8	38.8	39.9	39.9	40.0	39.5	39.0	39.2	39.4	38.4
95,0°	35.4	35.3	34.5	33.7	34.7	35.7	35.3	34.8	34.9	35.1	35.2	35.3	34.5
97,5°	29.1	29.1	28.4	27.8	28.2	28.6	28.4	28.2	28.7	29.1	29.0	28.9	28.6
100,0°	22.9	22.8	22.4	21.9	21.8	21.6	21.6	21.6	22.4	23.1	22.8	22.6	22.7
102,5°	19.3	19.3	18.8	18.4	18.3	18.2	18.2	18.2	18.6	19.0	18.7	18.5	18.4
105,0°	15.7	15.7	15.3	14.9	14.9	14.8	14.8	14.7	14.7	14.8	14.6	14.4	14.2
107,5°	14.2	14.2	14.0	13.7	13.6	13.5	13.5	13.5	13.5	13.5	13.3	13.0	12.9
110,0°	12.7	12.7	12.6	12.5	12.4	12.2	12.2	12.2	12.2	12.2	11.9	11.6	11.6
112,5°	12.3	12.3	12.4	12.5	12.4	12.3	12.4	12.5	12.3	12.2	11.9	11.7	11.7

## Photometric test report

<b>Family</b> <b>CL bollard</b>	<b>Order number: 5CL434603</b> <b>EAN: 4058352521519</b>	<b>LP number</b> <b>59248_2</b>
<b>Table of values for luminous intensities</b>		<b>Maximum luminous intensity</b>
		<b>siteco</b>

C-planes	65° 295°	70° 290°	75° 285°	80° 280°	85° 275°	90° 270°	95° 265°	100° 260°	105° 255°	110° 250°	115° 245°	120° 240°	125° 235°
γ	Luminous intensity in cd/klm												
0,0°	0.2	0.2	0.2	0.2	0.2	0.2	0.2	0.2	0.2	0.2	0.2	0.2	0.2
2,5°	0.9	0.9	0.9	0.9	0.9	0.9	0.9	0.8	0.8	0.8	0.8	0.8	0.7
5,0°	1.7	1.7	1.7	1.6	1.6	1.6	1.5	1.5	1.4	1.4	1.4	1.4	1.3
7,5°	7.5	7.3	7.1	7.1	7.0	7.2	7.5	6.9	6.2	6.4	6.5	6.2	5.9
10,0°	13.3	12.9	12.6	12.5	12.5	12.9	13.4	12.2	11.1	11.3	11.6	11.1	10.6
12,5°	23.6	23.7	23.7	23.3	23.0	22.9	22.9	21.5	20.0	20.1	20.3	19.7	19.2
15,0°	34.0	34.4	34.9	34.2	33.5	32.9	32.4	30.7	28.9	29.0	29.0	28.4	27.8
17,5°	48.7	49.1	49.6	47.2	44.8	44.1	43.4	42.0	40.7	39.4	38.1	36.7	35.3
20,0°	63.3	63.8	64.3	60.2	56.1	55.2	54.4	53.4	52.4	49.8	47.2	45.1	42.9
22,5°	83.3	80.1	76.9	74.3	71.7	69.8	67.9	64.4	60.8	58.1	55.3	52.9	50.4
25,0°	103.3	96.4	89.5	88.4	87.2	84.3	81.5	75.3	69.2	66.3	63.5	60.7	57.9
27,5°	136.7	125.1	113.5	109.3	105.1	101.6	98.2	91.4	84.7	79.0	73.2	68.9	64.6
30,0°	170.2	153.8	137.4	130.2	123.0	118.9	114.9	107.5	100.2	91.6	83.0	77.1	71.3
32,5°	201.1	184.7	168.3	160.5	152.7	146.9	141.0	130.2	119.3	107.0	94.7	86.7	78.7
35,0°	232.0	215.6	199.1	190.8	182.4	174.8	167.2	152.9	138.5	122.4	106.4	96.3	86.1
37,5°	260.5	254.0	247.4	241.6	235.8	223.7	211.6	188.9	166.3	142.8	119.3	106.1	93.0
40,0°	289.0	292.3	295.7	292.4	289.1	272.5	255.9	225.0	194.0	163.1	132.2	116.0	99.8
42,5°	361.4	374.8	388.3	376.1	363.9	330.0	296.1	252.2	208.2	172.1	136.0	120.4	104.8
45,0°	433.7	457.3	481.0	459.8	438.6	387.5	336.3	279.4	222.4	181.1	139.8	124.7	109.7
47,5°	531.9	542.3	552.7	502.6	452.6	381.3	310.1	254.5	199.0	164.1	129.3	118.3	107.3
50,0°	630.0	627.2	624.4	545.5	466.6	375.2	283.8	229.6	175.5	147.2	118.9	111.9	105.0
52,5°	653.4	617.6	581.8	485.1	388.4	308.7	229.0	188.3	147.6	127.6	107.7	105.0	102.3
55,0°	676.7	608.0	539.3	424.8	310.3	242.2	174.1	146.9	119.6	108.0	96.5	98.1	99.7
57,5°	566.2	491.0	415.8	327.2	238.7	192.3	145.9	126.7	107.5	100.1	92.8	94.3	95.9
60,0°	455.6	373.9	292.2	229.7	167.1	142.4	117.8	106.5	95.3	92.2	89.1	90.6	92.1
62,5°	344.0	285.3	226.7	186.6	146.6	130.5	114.5	106.6	98.8	95.4	92.0	94.6	97.2
65,0°	232.4	196.8	161.2	143.6	126.0	118.6	111.2	106.7	102.3	98.6	94.9	98.6	102.3
67,5°	184.9	161.6	138.3	126.3	114.3	109.1	103.9	102.1	100.3	98.5	96.7	98.9	101.2
70,0°	137.5	126.4	115.3	109.0	102.7	99.7	96.7	97.6	98.4	98.5	98.5	99.3	100.1
72,5°	127.5	119.4	111.3	106.3	101.3	100.5	99.6	99.8	100.0	101.0	102.0	103.5	105.0
75,0°	117.4	112.3	107.2	103.6	99.9	101.3	102.6	102.0	101.5	103.5	105.5	107.7	109.9
77,5°	98.9	96.1	93.3	91.4	89.5	89.9	90.2	90.6	91.0	92.9	94.9	98.1	101.3
80,0°	80.3	79.8	79.3	79.2	79.2	78.4	77.7	79.1	80.5	82.4	84.2	88.5	92.7
82,5°	65.6	65.2	64.8	65.2	65.7	65.3	65.0	66.1	67.3	68.8	70.2	72.9	75.6
85,0°	50.9	50.5	50.2	51.2	52.1	52.2	52.3	53.2	54.1	55.2	56.3	57.4	58.6
87,5°	46.0	45.1	44.2	44.7	45.1	44.9	44.6	44.8	45.0	45.2	45.4	45.7	46.1
90,0°	41.2	39.7	38.3	38.2	38.1	37.5	37.0	36.5	36.0	35.2	34.5	34.0	33.6
92,5°	37.4	36.0	34.6	34.3	33.9	33.7	33.5	33.1	32.6	31.5	30.4	29.7	29.0
95,0°	33.7	32.3	31.0	30.3	29.6	29.8	30.0	29.7	29.3	27.7	26.2	25.3	24.4
97,5°	28.2	27.2	26.3	26.0	25.8	25.6	25.5	25.0	24.5	23.4	22.2	21.4	20.5
100,0°	22.8	22.2	21.6	21.8	22.0	21.5	21.0	20.4	19.7	19.0	18.3	17.4	16.6
102,5°	18.4	18.1	17.8	17.8	17.9	17.8	17.6	17.2	16.7	15.9	15.1	14.3	13.6
105,0°	13.9	13.9	14.0	13.9	13.8	14.0	14.3	14.0	13.7	12.8	11.9	11.3	10.6
107,5°	12.8	12.9	13.0	13.0	13.1	13.2	13.4	12.9	12.4	11.5	10.6	10.1	9.5
110,0°	11.7	11.9	12.1	12.2	12.3	12.4	12.5	11.7	11.0	10.2	9.3	8.9	8.4
112,5°	11.8	12.1	12.4	12.3	12.2	12.1	12.0	11.3	10.6	9.8	9.1	8.6	8.2

## Photometric test report

<b>Family</b> <b>CL bollard</b>	<b>Order number: 5CL434603</b> <b>EAN: 4058352521519</b>	<b>LP number</b> <b>59248_2</b>
<b>Table of values for luminous intensities</b>		<b>Maximum luminous intensity</b>
		<b>sITeCO</b>

C-planes	130° 230°	135° 225°	140° 220°	145° 215°	150° 210°	155° 205°	160° 200°	165° 195°	170° 190°	175° 185°	180°	Phi-zone	Total Phi-zone
γ	Luminous intensity in cd/klm											Luminous flux in lm/klm	
0,0°	0.2	0.2	0.2	0.2	0.2	0.2	0.2	0.2	0.2	0.2	0.2	0.0	0.0
2,5°	0.8	0.8	0.7	0.7	0.7	0.7	0.6	0.6	0.6	0.6	0.6	0.0	0.0
5,0°	1.3	1.3	1.3	1.2	1.2	1.1	1.1	1.1	1.1	1.1	1.1	0.0	0.0
7,5°	5.8	5.7	5.6	5.4	5.2	5.0	4.8	4.7	4.6	4.5	4.5	0.2	0.3
10,0°	10.3	10.1	9.8	9.6	9.2	8.9	8.6	8.3	8.2	8.0	8.0	0.6	0.9
12,5°	18.7	18.2	17.6	17.0	16.5	16.0	15.8	15.6	15.5	15.4	15.4	1.3	2.1
15,0°	27.1	26.4	25.4	24.3	23.7	23.2	23.0	22.9	22.8	22.7	22.7	2.2	4.3
17,5°	34.7	34.1	32.5	31.0	30.4	29.8	30.2	30.6	29.9	29.2	29.2	3.6	7.9
20,0°	42.3	41.8	39.7	37.7	37.1	36.4	37.3	38.2	36.9	35.7	35.7	5.2	13.2
22,5°	48.6	46.8	45.6	44.4	44.0	43.6	44.3	45.1	44.7	44.4	44.4	7.5	20.7
25,0°	54.8	51.8	51.5	51.1	51.0	50.8	51.4	52.0	52.5	53.1	53.1	10.1	30.8
27,5°	61.4	58.1	58.2	58.3	59.1	59.8	60.9	62.0	63.3	64.5	64.5	13.1	43.9
30,0°	67.9	64.5	65.0	65.5	67.2	68.8	70.5	72.1	74.0	75.9	75.9	16.5	60.3
32,5°	75.1	71.5	72.7	74.0	76.9	79.8	82.6	85.4	87.4	89.3	89.3	20.4	80.7
35,0°	82.4	78.6	80.5	82.4	86.6	90.8	94.7	98.7	100.7	102.8	102.8	24.6	105.4
37,5°	89.1	85.3	88.7	92.0	97.3	102.6	107.2	111.8	114.1	116.4	116.4	30.6	136.0
40,0°	95.9	92.0	96.8	101.7	108.0	114.3	119.6	124.9	127.5	130.1	130.1	37.0	173.0
42,5°	100.7	96.6	101.8	107.0	114.7	122.3	128.0	133.7	135.8	137.8	137.8	46.5	219.4
45,0°	105.4	101.1	106.8	112.4	121.4	130.4	136.4	142.5	144.0	145.6	145.6	56.6	276.0
47,5°	104.1	100.8	107.0	113.2	122.3	131.4	135.7	139.9	142.7	145.4	145.4	62.0	338.0
50,0°	102.7	100.5	107.3	114.1	123.2	132.4	134.9	137.4	141.3	145.1	145.1	67.6	405.6
52,5°	100.2	98.0	103.9	109.8	118.1	126.5	130.2	134.0	137.2	140.4	140.4	64.5	470.2
55,0°	97.6	95.5	100.5	105.5	113.0	120.6	125.5	130.5	133.1	135.6	135.6	61.0	531.2
57,5°	94.1	92.3	97.8	103.3	108.4	113.4	118.9	124.4	128.6	132.8	132.8	53.1	584.3
60,0°	90.6	89.2	95.2	101.2	103.8	106.3	112.3	118.3	124.2	130.0	130.0	44.5	628.7
62,5°	95.4	93.7	97.1	100.4	103.2	106.0	110.4	114.7	120.1	125.4	125.5	39.4	668.2
65,0°	100.2	98.2	98.9	99.6	102.6	105.7	108.4	111.2	116.0	120.9	120.9	34.1	702.2
67,5°	100.1	99.0	100.0	100.9	102.9	104.9	106.3	107.6	110.9	114.1	114.2	31.6	733.8
70,0°	100.0	99.9	101.0	102.2	103.2	104.2	104.1	104.1	105.8	107.5	107.4	28.9	762.7
72,5°	104.9	104.8	105.6	106.5	108.5	110.4	110.3	110.2	112.1	114.0	114.0	29.2	791.9
75,0°	109.8	109.7	110.2	110.8	113.7	116.7	116.5	116.2	118.4	120.6	120.6	29.3	821.2
77,5°	102.6	103.8	105.9	107.9	110.1	112.3	112.8	113.4	114.8	116.3	116.3	26.2	847.4
80,0°	95.3	97.9	101.5	105.1	106.5	108.0	109.2	110.5	111.2	111.9	111.9	23.0	870.4
82,5°	77.0	78.4	80.5	82.6	84.8	86.9	88.5	90.0	91.0	91.9	91.9	18.9	889.4
85,0°	58.8	59.0	59.6	60.2	63.0	65.9	67.7	69.6	70.7	71.9	71.9	14.8	904.1
87,5°	45.9	45.6	45.1	44.5	45.8	47.1	48.0	48.9	49.4	49.8	49.8	12.5	916.6
90,0°	32.9	32.3	30.6	28.9	28.6	28.4	28.3	28.3	28.0	27.6	27.6	10.2	926.8
92,5°	28.5	28.1	26.6	25.2	24.9	24.6	24.6	24.5	24.2	23.9	23.9	9.0	935.8
95,0°	24.1	23.8	22.7	21.6	21.2	20.9	20.8	20.7	20.4	20.2	20.2	7.9	943.7
97,5°	20.0	19.4	18.8	18.2	18.0	17.9	18.0	18.0	17.9	17.9	17.9	6.6	950.3
100,0°	15.7	14.9	14.8	14.8	14.8	14.9	15.1	15.4	15.5	15.5	15.5	5.3	955.6
102,5°	13.0	12.4	12.3	12.2	12.3	12.4	12.5	12.7	12.8	12.9	12.9	4.3	959.9
105,0°	10.2	9.8	9.7	9.6	9.7	9.9	9.9	10.0	10.1	10.2	10.2	3.4	963.3
107,5°	9.2	8.9	8.8	8.7	8.8	8.8	8.8	8.8	8.8	8.9	8.9	3.1	966.4
110,0°	8.1	7.9	7.9	7.8	7.8	7.8	7.7	7.7	7.6	7.5	7.5	2.7	969.1
112,5°	8.0	7.9	7.8	7.8	7.7	7.7	7.6	7.5	7.5	7.4	7.4	2.6	971.7

## Photometric test report

<b>Family</b> CL bollard	<b>Order number: 5CL434603</b> <b>EAN: 4058352521519</b>	<b>LP number</b> 59248_2
<b>Table of values for luminous intensities</b>		<b>Maximum luminous intensity</b>
		<b>siteco</b>

C-planes	0°	5° 355°	10° 350°	15° 345°	20° 340°	25° 335°	30° 330°	35° 325°	40° 320°	45° 315°	50° 310°	55° 305°	60° 300°
γ	Luminous intensity in cd/klm												
115,0°	11.8	11.8	12.1	12.5	12.5	12.5	12.6	12.8	12.5	12.2	12.0	11.8	11.8
117,5°	11.9	12.0	12.1	12.2	12.6	13.1	13.2	13.3	13.0	12.8	12.9	13.0	12.9
120,0°	12.1	12.1	12.0	11.9	12.8	13.7	13.7	13.7	13.6	13.5	13.8	14.1	14.0
122,5°	11.3	11.3	11.4	11.5	12.0	12.5	12.6	12.8	12.8	12.8	13.2	13.6	13.5
125,0°	10.4	10.4	10.8	11.2	11.3	11.4	11.6	11.8	11.9	12.1	12.6	13.1	12.9
127,5°	9.5	9.5	9.7	9.9	9.9	9.9	10.1	10.2	10.3	10.3	10.6	10.9	10.8
130,0°	8.6	8.6	8.6	8.6	8.5	8.4	8.5	8.6	8.6	8.5	8.6	8.6	8.7
132,5°	8.3	8.3	8.3	8.2	8.1	8.0	8.1	8.1	8.1	8.1	8.1	8.1	8.2
135,0°	8.1	8.1	8.0	7.8	7.7	7.6	7.6	7.6	7.7	7.7	7.6	7.5	7.6
137,5°	7.6	7.6	7.5	7.4	7.4	7.3	7.3	7.2	7.2	7.2	7.1	7.0	7.0
140,0°	7.1	7.1	7.1	7.0	7.0	7.0	6.9	6.8	6.7	6.6	6.6	6.5	6.4
142,5°	6.6	6.6	6.5	6.5	6.4	6.4	6.4	6.3	6.2	6.2	6.1	6.0	6.0
145,0°	6.0	6.0	6.0	5.9	5.9	5.9	5.8	5.8	5.7	5.7	5.6	5.6	5.5
147,5°	5.5	5.5	5.5	5.4	5.4	5.4	5.3	5.3	5.3	5.2	5.2	5.1	5.0
150,0°	5.0	5.0	5.0	4.9	4.9	4.9	4.8	4.8	4.8	4.8	4.7	4.6	4.6
152,5°	4.5	4.5	4.4	4.4	4.4	4.4	4.3	4.3	4.3	4.3	4.2	4.2	4.2
155,0°	3.9	3.9	3.9	3.9	3.9	3.8	3.8	3.8	3.8	3.8	3.8	3.8	3.8
157,5°	3.4	3.4	3.4	3.4	3.3	3.3	3.3	3.4	3.3	3.3	3.3	3.3	3.3
160,0°	2.9	2.9	2.8	2.8	2.8	2.8	2.8	2.9	2.9	2.9	2.9	2.8	2.8
162,5°	2.4	2.4	2.4	2.4	2.3	2.3	2.4	2.4	2.4	2.4	2.4	2.4	2.4
165,0°	1.9	1.9	1.9	1.9	1.9	1.9	1.9	1.9	1.9	1.9	1.9	1.9	1.9
167,5°	1.6	1.6	1.5	1.5	1.5	1.5	1.6	1.6	1.6	1.6	1.6	1.6	1.5
170,0°	1.2	1.2	1.2	1.2	1.2	1.2	1.2	1.2	1.2	1.2	1.2	1.2	1.2
172,5°	0.9	0.9	0.9	0.9	0.9	0.9	1.0	1.0	1.0	0.9	0.9	0.9	0.9
175,0°	0.7	0.7	0.7	0.7	0.7	0.7	0.7	0.7	0.7	0.7	0.7	0.7	0.7
177,5°	0.6	0.5	0.6	0.6	0.5	0.5	0.6	0.6	0.5	0.5	0.5	0.5	0.5
180,0°	0.0	0.0	0.0	0.0	0.0	0.0	0.0	0.0	0.0	0.0	0.0	0.0	0.0

## Photometric test report

<b>Family</b> CL bollard	<b>Order number: 5CL434603</b> <b>EAN: 4058352521519</b>	<b>LP number</b> 59248_2
-----------------------------	---	-----------------------------



<b>Table of values for luminous intensities</b>	<b>Maximum luminous intensity</b>
---	-----------------------------------

C-planes	65° 295°	70° 290°	75° 285°	80° 280°	85° 275°	90° 270°	95° 265°	100° 260°	105° 255°	110° 250°	115° 245°	120° 240°	125° 235°
$\gamma$	Luminous intensity in cd/klm												
115,0°	11.9	12.2	12.6	12.4	12.1	11.8	11.5	10.8	10.1	9.5	8.8	8.4	8.1
117,5°	12.9	12.9	12.9	12.7	12.5	12.3	12.0	11.2	10.3	9.7	9.1	8.9	8.6
120,0°	13.9	13.6	13.2	13.1	12.9	12.7	12.4	11.5	10.5	10.0	9.5	9.3	9.1
122,5°	13.3	13.1	12.8	12.9	13.0	12.5	11.9	11.1	10.4	10.1	9.8	9.6	9.4
125,0°	12.7	12.6	12.4	12.8	13.2	12.3	11.3	10.8	10.3	10.2	10.1	9.9	9.7
127,5°	10.8	10.7	10.7	11.0	11.3	10.7	10.2	9.9	9.6	9.5	9.4	9.3	9.3
130,0°	8.8	8.9	9.0	9.2	9.4	9.2	9.0	8.9	8.9	8.8	8.7	8.8	8.9
132,5°	8.3	8.3	8.3	8.4	8.6	8.5	8.4	8.4	8.4	8.4	8.4	8.5	8.6
135,0°	7.7	7.6	7.5	7.6	7.8	7.8	7.8	7.9	8.0	8.1	8.2	8.3	8.4
137,5°	7.1	7.0	6.9	7.1	7.2	7.2	7.3	7.4	7.5	7.5	7.6	7.6	7.6
140,0°	6.4	6.4	6.4	6.5	6.6	6.7	6.7	6.8	6.9	6.9	7.0	7.0	6.9
142,5°	5.9	5.9	5.9	5.9	6.0	6.1	6.2	6.3	6.5	6.5	6.6	6.6	6.6
145,0°	5.4	5.4	5.4	5.4	5.4	5.6	5.7	5.8	6.0	6.1	6.2	6.2	6.2
147,5°	5.0	5.0	5.0	5.0	5.1	5.2	5.3	5.4	5.5	5.6	5.7	5.7	5.7
150,0°	4.5	4.6	4.6	4.7	4.7	4.8	4.9	5.0	5.1	5.1	5.2	5.1	5.1
152,5°	4.1	4.2	4.2	4.2	4.3	4.4	4.4	4.5	4.5	4.5	4.5	4.5	4.5
155,0°	3.7	3.7	3.8	3.8	3.9	3.9	3.9	3.9	3.9	3.9	3.9	3.8	3.8
157,5°	3.3	3.3	3.3	3.3	3.3	3.3	3.4	3.4	3.4	3.4	3.3	3.3	3.3
160,0°	2.8	2.8	2.8	2.8	2.8	2.8	2.8	2.8	2.8	2.8	2.8	2.8	2.8
162,5°	2.4	2.4	2.4	2.4	2.4	2.4	2.4	2.4	2.4	2.4	2.3	2.4	2.4
165,0°	1.9	1.9	1.9	1.9	1.9	1.9	1.9	1.9	1.9	1.9	1.9	1.9	1.9
167,5°	1.5	1.5	1.5	1.5	1.5	1.5	1.5	1.6	1.6	1.6	1.6	1.6	1.6
170,0°	1.2	1.2	1.2	1.2	1.2	1.2	1.2	1.2	1.2	1.2	1.2	1.2	1.2
172,5°	0.9	0.9	0.9	0.9	0.9	0.9	0.9	0.9	0.9	0.9	0.9	0.9	0.9
175,0°	0.7	0.7	0.7	0.7	0.7	0.7	0.7	0.7	0.7	0.7	0.7	0.7	0.7
177,5°	0.5	0.5	0.5	0.5	0.5	0.5	0.5	0.5	0.5	0.5	0.5	0.5	0.5
180,0°	0.0	0.0	0.0	0.0	0.0	0.0	0.0	0.0	0.0	0.0	0.0	0.0	0.0

## Photometric test report

<b>Family</b> <b>CL bollard</b>	<b>Order number: 5CL434603</b> <b>EAN: 4058352521519</b>	<b>LP number</b> <b>59248_2</b>
<b>Table of values for luminous intensities</b>		<b>Maximum luminous intensity</b>
		<b>siteco</b>

C-planes	130° 230°	135° 225°	140° 220°	145° 215°	150° 210°	155° 205°	160° 200°	165° 195°	170° 190°	175° 185°	180°	Phi-zone	Total Phi-zone
$\gamma$	Luminous intensity in cd/klm											Luminous flux in lm/klm	
115,0°	7.9	7.8	7.8	7.8	7.7	7.6	7.5	7.4	7.4	7.3	7.3	2.6	974.3
117,5°	8.5	8.4	8.4	8.3	8.2	8.0	8.1	8.2	8.0	7.9	7.9	2.6	976.9
120,0°	9.0	9.0	8.9	8.8	8.7	8.5	8.7	8.9	8.7	8.5	8.5	2.7	979.6
122,5°	9.3	9.2	9.3	9.3	9.2	9.1	9.2	9.3	9.3	9.3	9.3	2.6	982.2
125,0°	9.6	9.5	9.6	9.7	9.7	9.6	9.7	9.8	9.9	10.0	10.0	2.5	984.7
127,5°	9.1	9.0	9.2	9.3	9.3	9.3	9.4	9.5	9.6	9.7	9.6	2.2	986.8
130,0°	8.7	8.6	8.7	8.8	8.9	8.9	9.1	9.3	9.3	9.3	9.3	1.9	988.7
132,5°	8.5	8.4	8.5	8.6	8.6	8.7	8.8	8.9	8.9	8.9	8.9	1.7	990.4
135,0°	8.3	8.3	8.3	8.3	8.4	8.5	8.5	8.5	8.5	8.4	8.4	1.5	991.9
137,5°	7.6	7.6	7.6	7.6	7.6	7.6	7.6	7.6	7.6	7.5	7.5	1.4	993.3
140,0°	6.9	6.8	6.8	6.8	6.8	6.8	6.7	6.6	6.7	6.7	6.7	1.2	994.5
142,5°	6.5	6.4	6.3	6.3	6.2	6.1	6.1	6.1	6.0	6.0	6.0	1.0	995.5
145,0°	6.1	5.9	5.8	5.8	5.6	5.5	5.5	5.5	5.4	5.3	5.3	0.9	996.4
147,5°	5.5	5.4	5.3	5.2	5.1	5.0	5.0	5.0	4.9	4.9	4.9	0.8	997.2
150,0°	5.0	4.9	4.8	4.7	4.6	4.6	4.5	4.5	4.5	4.4	4.4	0.7	997.9
152,5°	4.4	4.3	4.3	4.2	4.2	4.1	4.1	4.1	4.0	4.0	4.0	0.5	998.4
155,0°	3.8	3.8	3.7	3.7	3.7	3.6	3.6	3.6	3.6	3.6	3.6	0.4	998.9
157,5°	3.3	3.3	3.2	3.2	3.2	3.2	3.2	3.1	3.1	3.1	3.1	0.3	999.2
160,0°	2.8	2.8	2.7	2.7	2.7	2.7	2.7	2.7	2.7	2.7	2.7	0.3	999.5
162,5°	2.4	2.3	2.3	2.3	2.3	2.3	2.3	2.3	2.3	2.3	2.3	0.2	999.7
165,0°	1.9	1.9	1.9	1.9	1.9	1.9	1.9	1.9	1.9	1.9	1.9	0.1	999.8
167,5°	1.6	1.6	1.6	1.5	1.5	1.5	1.5	1.5	1.5	1.5	1.6	0.1	999.9
170,0°	1.2	1.2	1.2	1.2	1.2	1.2	1.2	1.2	1.2	1.2	1.2	0.1	999.9
172,5°	0.9	1.0	1.0	0.9	1.0	1.0	1.0	1.0	1.0	1.0	1.0	0.0	1000.0
175,0°	0.7	0.7	0.7	0.7	0.7	0.7	0.7	0.7	0.7	0.7	0.7	0.0	1000.0
177,5°	0.5	0.5	0.5	0.5	0.5	0.5	0.5	0.5	0.6	0.5	0.6	0.0	1000.0
180,0°	0.0	0.0	0.0	0.0	0.0	0.0	0.0	0.0	0.0	0.0	0.0	0.0	1000.0



## Photometric test report

Family <b>CL bollard</b>	Order number: <b>5CL434603</b> EAN: <b>4058352521519</b>	LP number <b>59248_2</b>
-----------------------------	---	-----------------------------

<b>Dimming levels table</b>	environmental temperature: 25°C	<b>sITeco</b>
-----------------------------	---------------------------------	---------------

Luminous flux %	Dimming level linear	Dimming level logarithmic	Luminous flux [lm]	Power consumption [W]
100	254	254	1500	14.0
95	241	252	1427	13.3
90	227	250	1347	12.5
85	215	248	1276	11.8
80	202	246	1197	11.1
75	189	243	1127	10.3
70	175	240	1051	9.6
65	162	238	976	8.8
60	149	234	900	8.0
55	136	231	824	7.4
50	123	227	748	6.7
45	111	224	676	6.1
40	98	219	598	5.5
35	86	214	524	4.8
30	74	209	450	4.2
25	61	202	374	3.5
20	49	194	303	2.9
15	37	183	226	2.3
11	27	172	163	1.8