



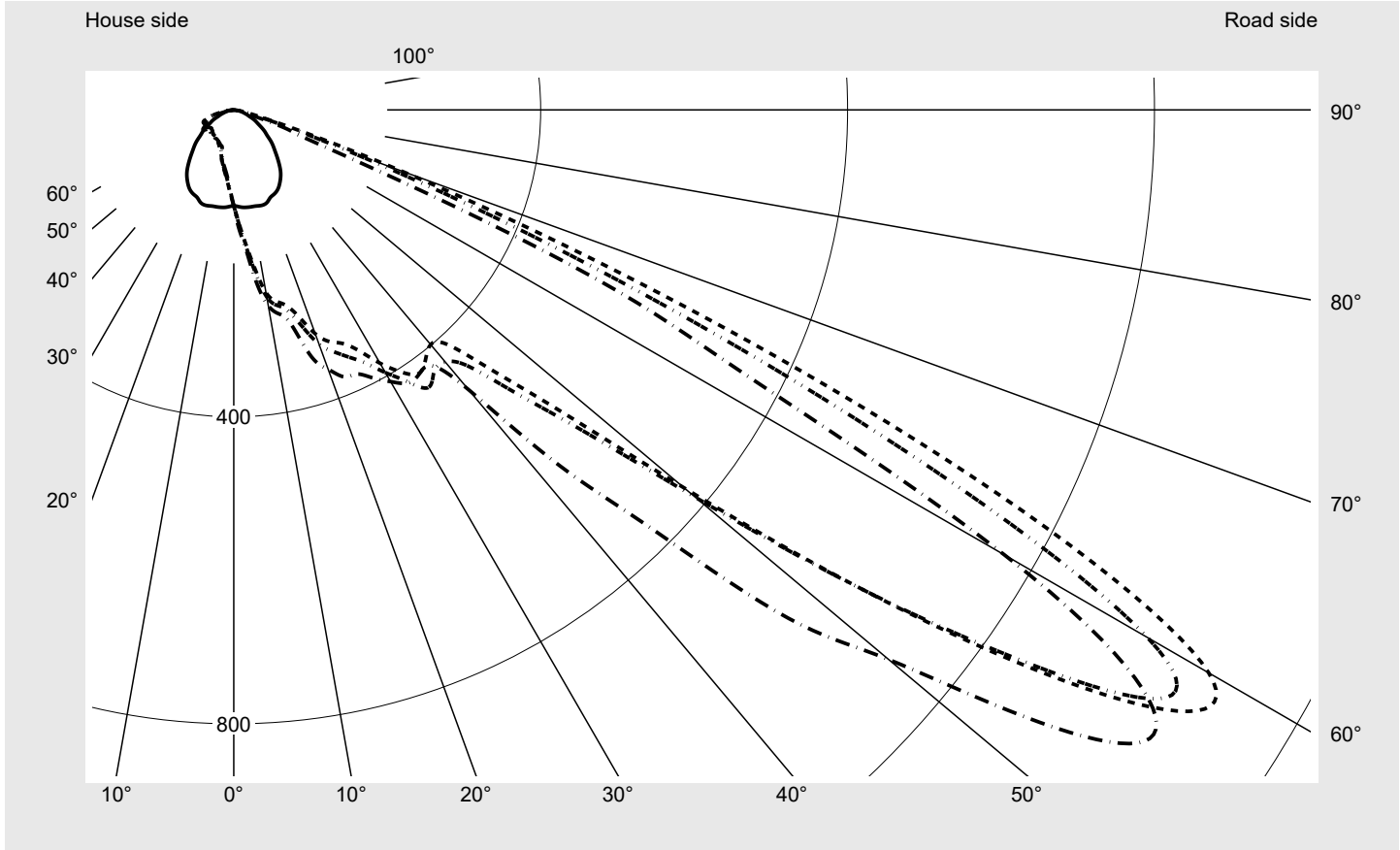
# Photometric test report

<b>Family</b> <b>Floodlight FL21 mini</b>	<b>Order number: 5XA7771D2F2A</b> <b>EAN: 4058352653432</b>	<b>LP number</b> <b>59367_64</b>
	<b>Version</b> design bracket <b>Optic</b> asymmetric distribution PL33T <b>Cover</b> toughened safety glass <b>Lamps</b> LED 3000 K   CRI ≥ 70 <b>Controlgear</b> ECG SITECO iQ <b>Rated values</b> Net luminous flux = 17620 lm Power consumption = 143.0 W Luminous efficacy = 123.2 lm/W	<b>serial documentation</b> <b>21.12.2022</b>





**Luminous intensity in cd/klm** C180-0 C240-60 C245-65 C270-90 **Imax: 1467 cd/klm**



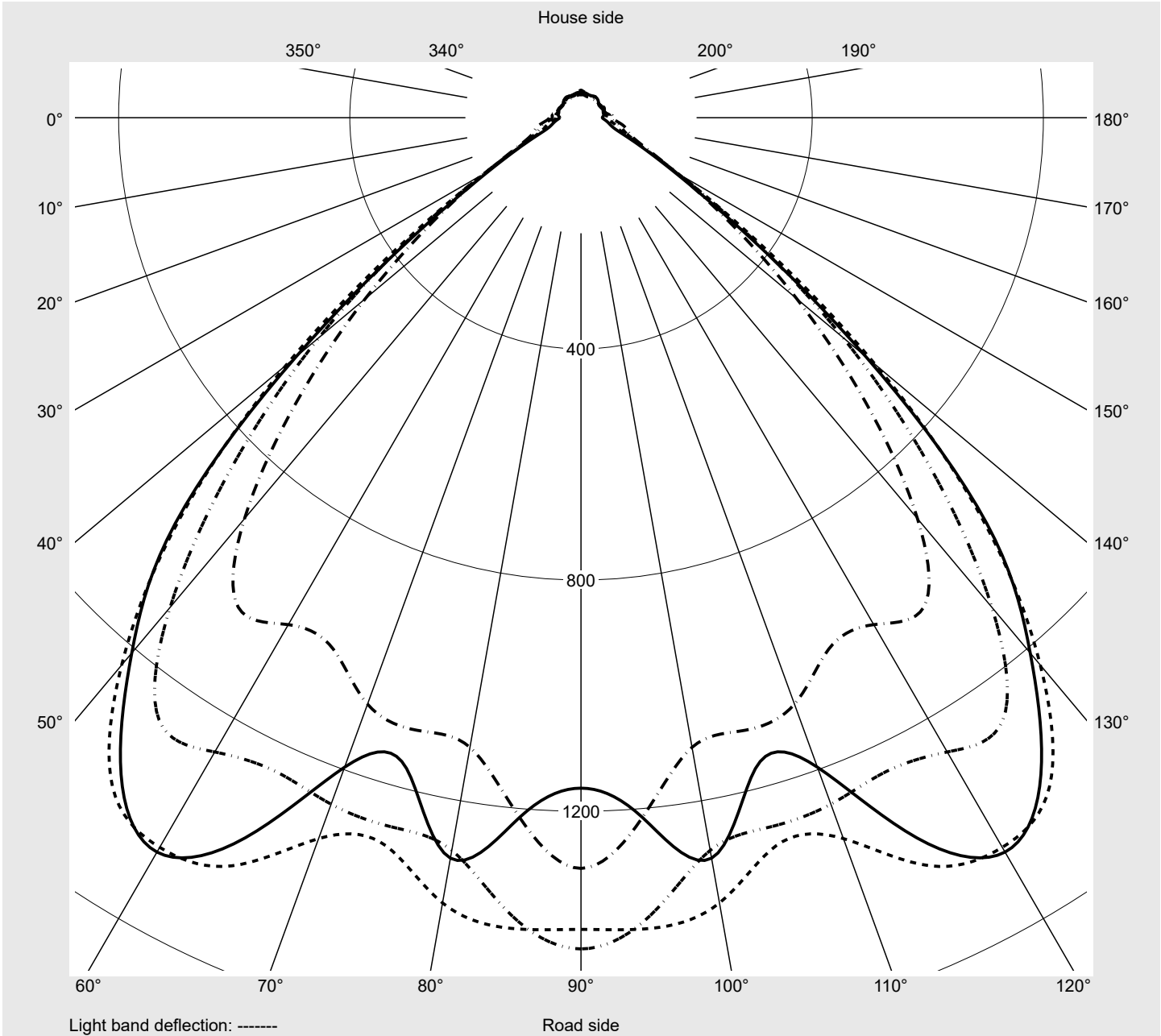
Luminaire output ratios	
Eta	100.0%
Eta 0° - 90°	100.0%
Eta 90° - 180°	0.0%
Measurement conditions	
DIN EN 13032 and DIN 5032	

Luminous intensity class acc. to EN13201-2	
Class:	G6
Imax 70°	277.8
Imax 80°	14.1
Imax 90°	0.0
Imax >90°	0.0
Imax >95°	0.0

**Photometric test report**

<b>Family</b> <b>Floodlight FL21 mini</b>	<b>Order number: 5XA7771D2F2A</b> <b>EAN: 4058352653432</b>	<b>LP number</b> <b>59367_64</b>
--	--	-------------------------------------

**Envelope curve in cd/klm**      **KMK 60°**    **KMK 57.5°**    **KMK 55°**    **KMK 52.5°**      **siteco**



## Photometric test report

<b>Family</b> Floodlight FL21 mini	<b>Order number: 5XA7771D2F2A</b> <b>EAN: 4058352653432</b>	<b>LP number</b> <b>59367_64</b>
<b>Table of values for luminous intensities</b>		<b>Maximum luminous intensity</b>
		<b>siteco</b>

C-planes	0° 180°	5° 175°	10° 170°	15° 165°	20° 160°	25° 155°	30° 150°	35° 145°	40° 140°	45° 135°	50° 130°	55° 125°	60° 120°
γ	Luminous intensity in cd/klm												
0,0°	125.0	125.0	125.0	125.0	125.0	125.0	125.0	125.0	125.0	125.0	125.0	125.0	125.0
2,5°	126.0	127.9	130.1	132.1	134.1	136.1	137.9	139.7	141.4	143.0	144.4	145.7	146.8
5,0°	127.4	131.7	136.0	140.4	144.8	149.1	153.1	157.1	160.7	164.4	168.0	171.1	174.3
7,5°	128.0	134.1	140.1	146.3	152.5	159.1	165.8	172.9	179.9	187.1	194.2	201.2	207.6
10,0°	128.3	135.8	143.6	152.1	161.4	171.8	182.2	193.1	204.0	215.3	225.7	234.5	241.7
12,5°	128.5	137.9	148.6	159.9	172.1	184.7	196.8	209.7	221.9	232.6	241.8	249.2	255.7
15,0°	129.3	140.4	152.8	165.7	178.4	191.1	204.7	218.1	229.6	239.3	247.6	255.9	264.0
17,5°	129.6	141.7	154.8	168.3	181.5	196.0	210.7	224.7	236.5	246.6	257.9	270.3	282.9
20,0°	127.9	141.3	154.8	168.8	183.7	200.6	218.1	234.3	247.7	260.6	277.3	294.2	310.4
22,5°	123.9	138.6	153.7	168.5	185.5	205.4	226.0	242.9	256.9	273.0	294.9	313.1	326.9
25,0°	122.1	134.7	150.3	167.5	186.2	206.8	229.2	247.0	259.9	278.5	301.2	319.1	335.9
27,5°	120.1	131.0	144.2	164.5	184.3	205.2	227.9	248.2	263.1	284.0	309.2	333.6	354.0
30,0°	116.8	126.8	138.2	159.8	181.0	201.7	227.1	254.8	276.1	301.4	331.2	361.6	381.1
32,5°	111.9	122.6	132.7	154.8	177.0	199.1	229.2	262.8	290.9	318.8	353.4	386.1	404.7
35,0°	106.5	117.5	127.8	149.1	171.1	196.3	231.1	266.8	298.5	327.4	365.0	397.2	419.7
37,5°	100.0	109.6	122.0	141.5	164.5	191.8	231.8	265.0	294.0	323.6	358.1	388.6	410.5
40,0°	92.0	99.5	113.7	132.0	155.8	187.3	230.3	261.2	286.1	316.8	354.9	378.6	399.2
42,5°	83.8	90.5	105.1	122.6	145.8	182.4	231.4	262.2	290.4	333.3	375.7	396.6	416.4
45,0°	76.1	82.7	98.5	116.9	139.3	179.2	232.4	267.7	314.3	379.3	438.6	470.3	485.1
47,5°	69.6	76.1	92.0	108.2	127.7	164.2	218.9	269.7	343.7	433.4	529.7	582.5	588.3
50,0°	62.8	66.1	79.0	91.5	104.4	135.5	193.9	273.2	390.2	530.5	686.4	778.0	766.7
52,5°	54.9	60.6	73.3	82.7	93.1	123.2	190.5	310.9	487.2	696.5	905.7	1034.0	1012.9
55,0°	49.5	54.9	67.0	74.4	85.9	117.3	194.4	353.9	591.4	853.5	1106.0	1272.6	1267.3
57,5°	43.2	47.6	57.7	64.6	77.2	111.2	194.4	371.2	665.6	982.8	1236.4	1413.2	1457.8
60,0°	37.0	41.4	47.5	54.3	69.4	108.2	182.7	341.5	643.7	992.8	1209.2	1387.4	1467.3
62,5°	32.5	35.5	39.7	46.4	59.9	95.3	152.5	268.8	504.3	807.0	995.2	1183.6	1229.3
65,0°	27.8	30.4	34.1	40.3	49.2	70.3	109.4	182.8	335.2	551.3	733.1	891.2	858.8
67,5°	21.9	23.1	27.5	33.2	40.6	51.3	71.7	110.4	192.7	322.0	465.3	546.3	495.6
70,0°	18.7	18.6	20.7	27.7	34.9	41.4	52.4	67.9	101.2	159.2	236.5	277.8	230.1
72,5°	15.2	15.6	16.6	21.8	27.3	31.8	36.7	42.5	53.1	70.9	90.4	103.5	89.8
75,0°	12.5	12.9	13.3	16.0	19.3	21.6	24.1	25.0	28.7	32.9	37.6	42.2	37.5
77,5°	9.8	10.5	10.7	12.0	13.5	14.3	14.9	15.1	16.5	18.1	20.2	21.8	20.5
80,0°	8.0	7.6	7.9	9.3	8.8	8.9	8.7	8.9	9.8	10.1	11.6	11.9	11.3
82,5°	6.5	5.4	5.0	5.9	5.5	5.1	4.7	4.9	5.1	5.4	5.9	6.0	5.6
85,0°	3.4	2.7	2.3	2.3	2.2	2.1	2.1	2.1	2.0	2.2	2.4	2.4	2.4
87,5°	0.7	0.7	0.6	0.6	0.7	0.7	0.7	0.8	0.8	0.9	0.9	1.0	1.0
90,0°	0.0	0.0	0.0	0.0	0.0	0.0	0.0	0.0	0.0	0.0	0.0	0.0	0.0

## Photometric test report

<b>Family</b> Floodlight FL21 mini	<b>Order number: 5XA7771D2F2A</b> <b>EAN: 4058352653432</b>	<b>LP number</b> 59367_64
<b>Table of values for luminous intensities</b>		<b>Maximum luminous intensity</b>

**siteco**

C-planes	65° 115°	70° 110°	75° 105°	80° 100°	85° 95°	90°	185° 355°	190° 350°	195° 345°	200° 340°	205° 335°	210° 330°	215° 325°
γ	Luminous intensity in cd/klm												
0,0°	125.0	125.0	125.0	125.0	125.0	125.0	125.0	125.0	125.0	125.0	125.0	125.0	125.0
2,5°	147.8	148.4	149.1	149.6	150.1	154.8	124.2	122.3	120.5	118.7	117.1	115.5	114.0
5,0°	177.0	179.3	181.1	182.6	183.6	182.6	123.4	119.5	115.8	112.5	109.3	106.5	103.8
7,5°	213.0	217.2	220.6	223.3	225.4	227.0	122.3	116.9	111.7	107.0	102.7	98.9	95.4
10,0°	247.4	251.8	255.1	257.4	258.9	259.2	121.3	114.5	107.9	102.1	96.7	92.0	88.2
12,5°	260.9	264.6	267.3	269.2	270.7	272.3	119.9	111.7	104.1	97.3	91.3	86.4	82.3
15,0°	270.6	276.4	281.6	286.3	289.7	289.5	118.9	109.0	100.6	92.9	85.9	79.7	75.0
17,5°	295.4	307.1	316.9	324.7	330.4	337.6	117.8	105.6	94.7	86.8	80.0	74.2	69.7
20,0°	324.9	335.8	344.5	351.4	357.6	359.7	113.4	101.0	90.6	82.3	74.6	69.3	65.7
22,5°	341.3	354.9	363.5	369.0	373.3	376.6	110.4	97.3	85.9	76.7	70.1	65.1	60.6
25,0°	355.5	373.0	378.7	378.9	379.2	379.8	107.0	92.6	81.7	73.0	66.5	60.4	55.6
27,5°	372.0	389.5	398.2	397.8	393.7	394.0	102.1	87.2	77.5	69.6	62.5	56.2	53.3
30,0°	395.3	409.5	416.1	413.2	409.9	408.8	97.0	82.9	73.3	66.1	58.0	54.0	51.3
32,5°	419.4	428.6	427.7	421.3	419.0	422.0	92.4	78.8	69.3	61.3	55.6	52.3	49.9
35,0°	441.8	438.1	432.5	424.5	420.4	420.8	87.2	73.9	65.4	57.5	53.5	50.9	48.6
37,5°	429.1	438.1	427.8	420.9	418.3	420.1	82.3	69.3	59.4	54.0	51.4	49.0	46.3
40,0°	428.8	447.2	448.5	451.8	469.8	475.6	76.9	63.9	54.8	51.1	48.9	47.4	45.1
42,5°	453.4	493.2	516.7	541.5	583.5	629.2	72.0	58.2	51.2	48.6	47.1	45.7	43.8
45,0°	524.4	587.2	632.1	679.0	742.6	774.8	67.9	54.0	48.3	46.5	45.3	43.7	42.7
47,5°	622.0	701.2	757.2	800.2	893.6	980.7	63.6	50.5	45.8	44.4	43.8	42.2	41.3
50,0°	785.4	866.2	904.9	931.3	1038.8	1114.2	58.9	47.5	42.8	42.6	42.1	40.8	39.6
52,5°	1014.5	1079.9	1097.3	1106.3	1215.8	1299.0	53.5	45.6	41.6	41.8	41.0	39.5	38.7
55,0°	1248.6	1264.1	1270.2	1287.4	1385.0	1438.3	49.9	44.6	42.2	43.1	43.4	40.6	39.8
57,5°	1428.3	1327.5	1304.2	1379.7	1408.0	1404.5	44.4	42.4	41.6	42.8	41.7	40.6	39.1
60,0°	1375.0	1196.0	1166.0	1301.1	1215.0	1160.1	39.1	39.5	39.7	40.3	39.1	38.2	37.8
62,5°	1067.0	911.0	916.3	978.6	898.4	768.5	33.5	36.1	37.1	36.9	36.7	36.1	36.5
65,0°	696.2	580.9	594.1	585.1	555.5	521.5	29.7	32.7	34.0	33.9	33.3	34.1	35.8
67,5°	381.0	323.8	299.1	240.8	204.0	163.4	26.0	28.0	29.8	29.4	30.4	31.7	34.1
70,0°	171.4	154.0	129.5	82.3	72.3	77.2	20.7	22.1	22.8	24.0	27.6	28.8	30.9
72,5°	70.6	64.7	51.8	39.4	35.7	32.9	16.5	17.7	19.0	20.1	23.9	25.1	26.2
75,0°	33.1	31.3	26.2	22.6	20.4	21.1	13.1	14.3	15.4	16.8	19.8	20.9	21.0
77,5°	19.0	17.7	15.5	14.0	13.0	12.3	10.1	11.3	12.1	13.1	14.8	16.3	15.9
80,0°	10.1	9.6	9.0	8.6	8.2	8.3	7.8	8.3	8.7	9.5	10.8	11.9	12.0
82,5°	5.0	4.9	4.8	4.7	4.7	4.5	6.0	6.4	6.6	6.7	7.6	8.1	8.6
85,0°	2.3	2.3	2.3	2.3	2.3	2.4	3.1	2.9	3.4	3.2	3.2	3.4	3.8
87,5°	1.1	1.1	1.2	1.2	1.2	1.2	0.7	0.8	0.9	1.0	1.0	1.0	1.1
90,0°	0.0	0.0	0.0	0.0	0.0	0.0	0.0	0.0	0.0	0.0	0.0	0.0	0.0

## Photometric test report

<b>Family</b> Floodlight FL21 mini	<b>Order number: 5XA7771D2F2A</b> <b>EAN: 4058352653432</b>	<b>LP number</b> 59367_64
<b>Table of values for luminous intensities</b>		<b>Maximum luminous intensity</b>
		<b>siteco</b>

C-planes	220° 320°	225° 315°	230° 310°	235° 305°	240° 300°	245° 295°	250° 290°	255° 285°	260° 280°	265° 275°	270°	Phi-zone	Total Phi-zone
γ	Luminous intensity in cd/klm											Luminous flux in lm/klm	
0,0°	125.0	125.0	125.0	125.0	125.0	125.0	125.0	125.0	125.0	125.0	125.0	0.2	0.2
2,5°	112.6	111.3	110.1	109.1	108.2	107.4	106.8	106.4	106.0	105.7	105.6	1.5	1.7
5,0°	101.4	99.2	97.3	95.6	94.2	93.0	92.1	91.4	90.8	90.3	90.2	3.2	4.9
7,5°	92.4	89.9	87.8	86.0	84.4	83.2	82.2	81.5	81.0	80.5	80.4	5.0	9.9
10,0°	85.0	82.4	80.3	78.5	76.9	75.6	74.7	74.1	73.8	73.6	73.6	7.0	16.9
12,5°	79.0	76.3	73.9	71.9	70.4	69.4	68.7	68.4	68.3	68.0	67.8	9.0	25.9
15,0°	71.6	68.7	65.9	63.8	62.4	61.2	60.0	59.1	58.7	58.8	59.0	10.8	36.7
17,5°	66.4	63.4	60.8	57.3	55.6	54.9	54.1	53.1	51.8	50.8	50.7	13.0	49.7
20,0°	62.3	57.5	55.0	53.8	53.1	51.9	51.2	50.0	49.5	49.2	49.1	15.3	65.0
22,5°	56.0	53.7	52.3	51.1	50.0	49.3	48.0	47.5	47.4	47.4	47.3	17.5	82.4
25,0°	53.4	51.5	49.8	48.5	47.7	46.2	45.6	45.4	45.5	45.7	46.0	19.4	101.8
27,5°	51.2	49.3	47.3	46.2	44.4	44.0	44.0	44.0	44.4	44.9	45.0	21.5	123.3
30,0°	49.7	47.1	45.7	44.1	43.2	42.8	42.8	43.0	43.3	43.8	44.0	23.8	147.1
32,5°	47.6	46.2	45.0	42.8	42.0	42.0	42.1	42.4	43.0	43.3	44.0	26.1	173.3
35,0°	46.1	45.1	43.5	42.3	41.9	41.8	41.7	42.2	43.0	43.7	43.7	28.1	201.4
37,5°	45.5	44.5	42.8	42.0	41.9	41.9	41.8	41.9	41.9	42.3	42.4	29.2	230.6
40,0°	44.5	43.5	42.3	41.7	41.6	41.4	41.2	41.1	41.4	41.8	41.9	30.9	261.5
42,5°	43.3	42.3	41.1	40.8	40.5	40.4	40.4	40.4	40.6	41.2	41.0	34.7	296.2
45,0°	42.1	41.3	40.0	39.6	39.3	39.3	39.5	39.6	39.9	40.9	40.7	40.9	337.1
47,5°	40.0	39.7	39.6	38.7	38.5	38.3	38.7	38.8	39.4	39.2	42.1	48.3	385.5
50,0°	38.8	38.0	38.6	39.1	38.0	37.8	38.1	37.9	38.8	39.7	39.2	58.1	443.6
52,5°	38.6	38.1	38.5	38.6	38.2	38.2	38.0	37.9	38.9	39.7	39.5	72.5	516.0
55,0°	39.1	39.4	40.2	41.2	40.6	40.0	39.6	40.1	41.6	43.5	44.9	87.3	603.3
57,5°	39.8	41.9	43.1	44.0	43.0	41.9	41.9	42.7	44.3	45.7	47.6	96.4	699.8
60,0°	39.6	41.9	43.3	43.8	42.8	41.8	41.8	42.6	43.6	44.1	44.2	93.2	793.0
62,5°	39.2	42.0	43.8	43.5	42.2	41.5	42.2	42.5	41.3	40.0	39.5	76.3	869.3
65,0°	39.0	42.0	44.0	43.1	42.1	42.4	43.6	42.5	40.5	38.5	39.4	54.2	923.5
67,5°	37.5	40.5	42.2	42.2	42.1	42.9	43.3	41.5	39.3	38.8	38.6	32.2	955.7
70,0°	34.0	37.3	36.0	37.9	39.5	41.1	41.7	39.8	38.6	38.2	37.3	18.0	973.7
72,5°	26.8	27.6	29.6	32.0	34.7	36.6	37.2	35.6	34.1	33.6	31.3	10.1	983.7
75,0°	21.5	22.3	24.2	26.7	29.5	31.7	31.1	27.1	25.2	23.4	22.2	6.3	990.1
77,5°	16.0	15.8	18.0	19.1	22.8	23.5	22.6	20.7	17.5	14.1	12.6	4.3	994.4
80,0°	10.3	10.4	11.8	12.5	13.4	14.1	14.0	12.8	10.7	10.6	10.0	2.8	997.1
82,5°	7.4	7.4	8.2	8.8	8.4	9.5	9.4	8.5	7.8	8.2	8.1	1.8	998.9
85,0°	3.6	3.8	4.0	4.4	4.0	4.0	4.1	4.0	3.6	3.7	3.8	0.8	999.7
87,5°	1.1	1.2	1.3	1.4	1.5	1.6	1.7	1.8	1.9	1.9	1.9	0.3	1000.0
90,0°	0.0	0.0	0.0	0.0	0.0	0.0	0.0	0.0	0.0	0.0	0.0	0.0	1000.0

## Photometric test report

<b>Family</b> Floodlight FL21 mini	<b>Order number: 5XA7771D2F2A</b> <b>EAN: 4058352653432</b>	<b>LP number</b> 59367_64
---------------------------------------	--	------------------------------

<b>Dimming levels table</b>	environmental temperature: 25°C	<b>siteco</b>
-----------------------------	---------------------------------	---------------

Luminous flux %	Dimming level linear	Dimming level logarithmic	Luminous flux [lm]	Power consumption [W] start of lifetime	Power consumption [W] end of lifetime	Power consumption [W] average
100	254	254	17620	143.0	151.5	147.2
95	241	252	16718	132.7	140.6	136.6
90	229	250	15886	123.7	131.0	127.4
85	216	248	14984	114.5	121.1	117.8
80	203	246	14082	105.6	111.7	108.6
75	190	243	13180	97.2	102.7	100.0
70	178	241	12348	89.8	94.8	92.3
65	165	238	11446	81.9	86.5	84.2
60	152	235	10544	74.3	78.6	76.4
55	140	232	9712	67.7	71.4	69.6
50	127	229	8810	60.6	63.9	62.2
45	114	225	7908	53.8	56.7	55.2
40	102	221	7076	47.6	50.2	48.9
35	89	216	6174	41.1	43.3	42.2
30	76	210	5272	34.8	36.7	35.8
25	63	203	4370	28.8	30.3	29.6
20	51	195	3538	23.4	24.6	24.0
15	38	184	2636	17.8	18.7	18.2
11	28	173	1942	13.5	14.2	13.8