

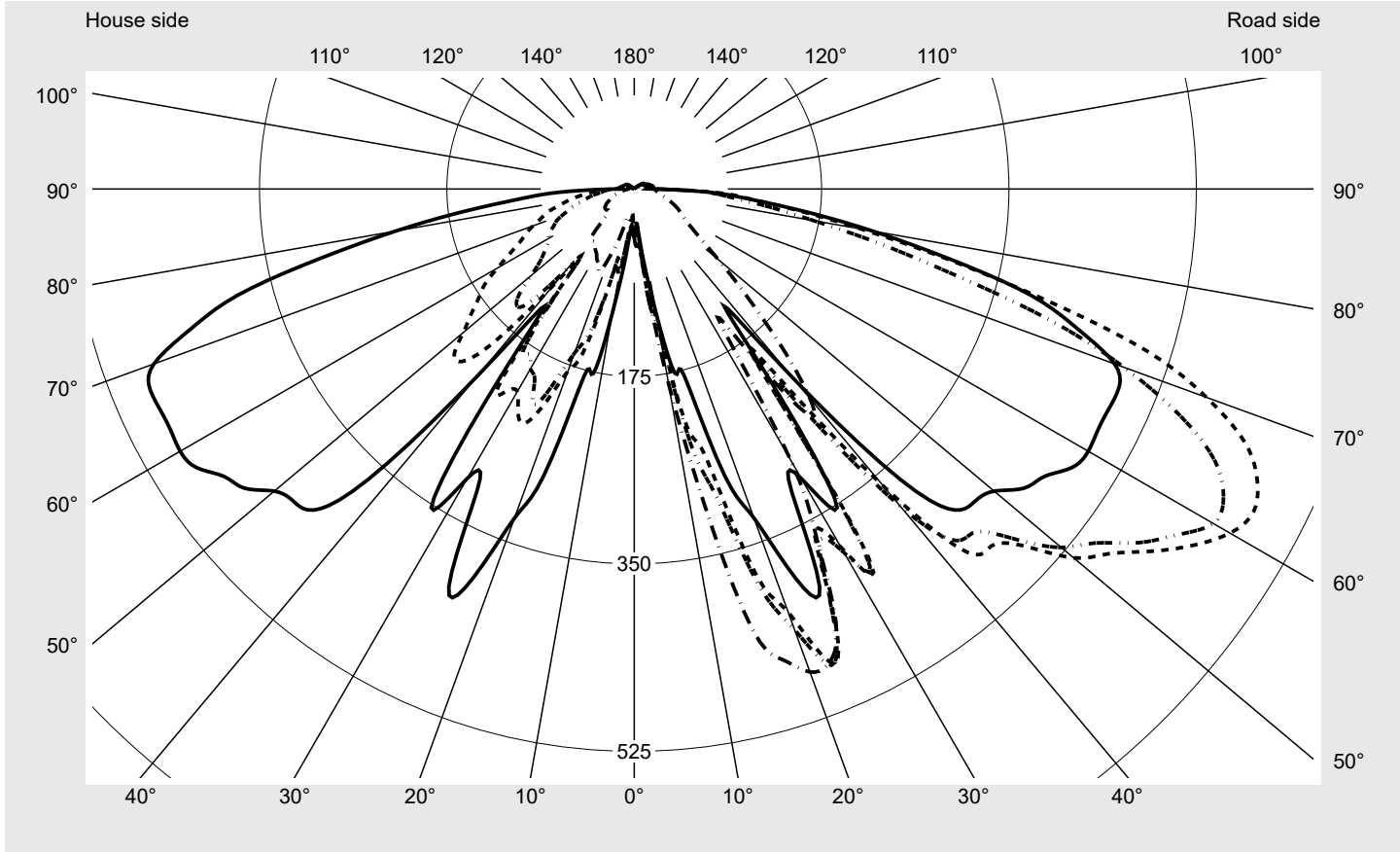


Photometric test report

Family LANTERN CLASSIC LED	Order number: 5XA5245BF14H + 5XA54000XS EAN: 4058352834459 + 4050737730073	LP number 59286_17
	Version post-top- or mounting to wall arm, spreader element, structured Optic asymmetric, extremely wide distribution (P1.0a) Cover cover transparent, PMMA Lamps LED 2200 K CRI ≥ 70 Controlgear ECG SITECO iQ Rated values Net luminous flux = 1280 lm Power consumption = 12.9 W Luminous efficacy = 99.2 lm/W	serial documentation 08.07.2022
		

Luminous intensity in cd/klm C180-0 C195-15 C200-20 C270-90 **Imax: 652 cd/klm**



Luminaire output ratios

Eta	100.0%
Eta 0° - 90°	95.9%
Eta 90° - 180°	4.1%

Luminous intensity class acc. to EN13201-2

Class:	---
Imax 70°	617.0
Imax 80°	254.1
Imax 90°	21.9
Imax >90°	18.4
Imax >95°	17.8

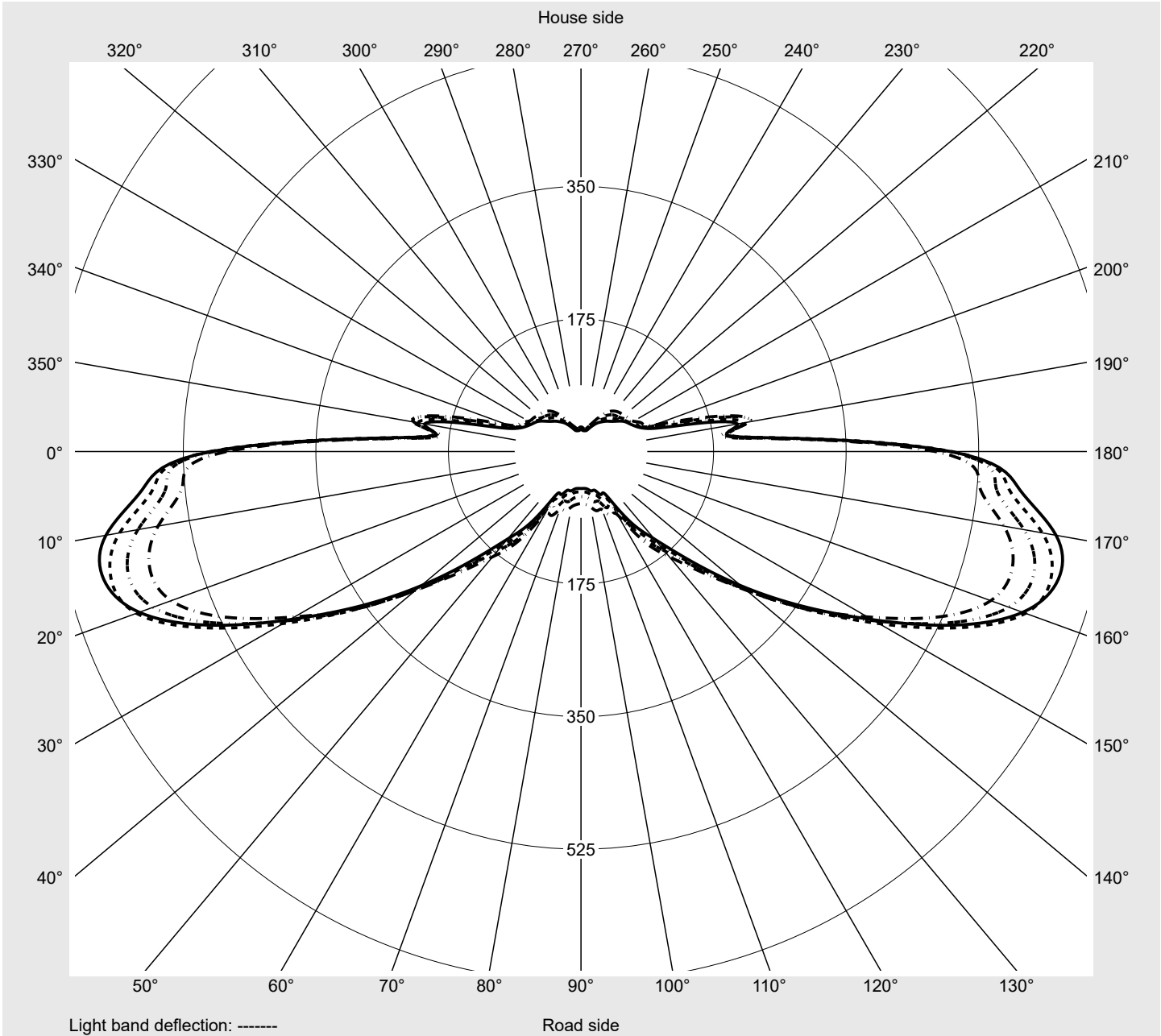
Measurement conditions

DIN EN 13032 and DIN 5032

Photometric test report

Family LANTERN CLASSIC LED	Order number: 5XA5245BF14H + 5XA54000XS EAN: 4058352834459 + 4050737730073	LP number 59286_17
---	---	-------------------------------------

Envelope curve in cd/klm **KMK 62.5°** **KMK 60°** **KMK 57.5°** **KMK 55°** **siteco**



Photometric test report

Family LANTERN CLASSIC LED	Order number: 5XA5245BF14H + 5XA54000XS EAN: 4058352834459 + 4050737730073	LP number 59286_17
Table of values for luminous intensities		Maximum luminous intensity

C-planes	0° 180°	5° 175°	10° 170°	15° 165°	20° 160°	25° 155°	30° 150°	35° 145°	40° 140°	45° 135°	50° 130°	55° 125°	60° 120°
γ	Luminous intensity in cd/klm												
0,0°	45.2	45.2	45.2	45.2	45.2	45.2	45.2	45.2	45.2	45.2	45.2	45.2	45.2
2,5°	37.7	37.7	38.0	38.4	38.8	39.7	40.8	42.5	45.3	48.0	49.8	50.9	51.7
5,0°	36.7	36.8	37.0	37.3	38.1	40.0	42.3	44.4	47.3	49.2	50.3	51.0	50.6
7,5°	69.1	80.4	90.8	99.9	108.1	116.8	123.2	130.2	134.3	134.7	130.0	119.6	101.3
10,0°	117.6	123.7	124.4	128.7	136.5	145.5	153.0	161.9	172.2	183.0	190.4	203.1	215.5
12,5°	176.4	200.2	219.0	226.7	244.0	257.9	273.2	279.5	292.2	300.9	302.3	280.0	283.8
15,0°	180.5	207.1	231.4	260.0	298.3	320.6	322.9	331.1	333.5	371.7	383.2	384.1	359.6
17,5°	280.0	306.9	353.6	376.0	389.2	400.8	392.2	358.7	385.2	398.3	445.0	447.3	436.4
20,0°	326.8	368.6	388.8	420.3	437.9	451.2	454.7	443.3	441.8	446.4	485.3	469.2	455.7
22,5°	392.9	429.8	458.9	478.3	481.3	474.6	462.5	436.0	431.3	435.8	475.1	453.4	442.2
25,0°	409.8	430.1	442.4	442.9	438.8	432.7	414.9	386.3	374.5	380.1	413.5	392.3	383.3
27,5°	318.4	342.8	359.6	365.6	374.3	378.5	359.5	336.5	321.7	323.9	349.2	327.5	314.9
30,0°	312.1	346.8	373.7	386.2	392.1	392.7	374.3	344.7	322.4	315.6	323.6	285.1	257.8
32,5°	352.8	388.5	407.8	406.7	398.3	386.8	352.9	311.0	289.9	288.0	293.7	271.9	253.1
35,0°	243.2	228.2	216.4	205.9	207.5	216.9	215.8	209.9	219.1	237.0	249.0	249.7	242.8
37,5°	138.2	169.3	200.3	224.2	259.1	287.1	292.0	276.4	257.3	258.5	246.8	221.2	209.7
40,0°	228.4	282.2	330.3	362.5	387.4	388.3	364.6	329.4	295.3	280.8	258.4	221.1	199.7
42,5°	367.6	413.3	446.1	459.8	445.3	419.4	383.7	344.2	312.5	285.5	258.1	223.3	191.3
45,0°	424.0	462.2	476.0	471.5	452.4	427.4	395.5	353.7	315.9	287.8	254.4	216.5	177.3
47,5°	431.6	465.2	485.2	493.1	484.4	458.3	414.6	359.6	309.1	275.0	238.2	201.0	153.2
50,0°	438.9	486.3	519.4	535.8	520.7	482.8	428.9	357.5	295.5	255.1	214.3	181.4	132.2
52,5°	458.9	511.6	545.5	559.3	543.0	494.7	429.5	357.9	285.5	236.4	195.0	161.3	110.1
55,0°	467.8	528.1	566.9	589.7	575.7	517.5	436.6	361.1	285.1	225.1	181.3	144.5	96.6
57,5°	484.4	550.0	593.9	619.1	601.1	535.1	446.8	362.8	284.3	217.6	170.8	134.5	83.1
60,0°	489.7	567.0	618.4	642.6	624.5	550.4	454.3	363.6	283.0	212.1	162.1	123.7	76.5
62,5°	488.1	581.6	636.8	652.3	620.5	542.4	443.8	355.5	275.7	203.7	151.0	113.1	66.8
65,0°	488.4	591.7	644.8	642.0	597.8	517.1	422.8	337.0	263.8	193.9	140.2	102.2	61.5
67,5°	489.4	603.2	644.7	617.2	551.2	465.2	373.5	300.0	240.3	179.1	127.6	90.2	53.4
70,0°	477.5	584.5	617.0	568.9	487.0	395.8	316.1	252.7	207.9	160.0	113.0	78.7	47.4
72,5°	434.3	537.5	560.7	501.0	407.3	322.5	252.3	201.0	169.1	135.6	97.1	66.9	40.7
75,0°	383.7	456.2	459.9	393.9	310.0	243.3	190.4	153.3	129.6	109.0	81.1	57.1	36.1
77,5°	301.7	355.3	350.6	295.9	234.0	183.6	144.8	117.8	99.5	84.5	65.2	47.2	30.7
80,0°	226.2	254.1	251.0	215.4	170.3	133.9	108.6	89.0	73.9	63.6	51.7	39.5	27.1
82,5°	160.3	178.4	176.7	155.1	126.4	101.2	84.0	68.8	56.4	48.6	40.5	32.5	23.9
85,0°	107.9	120.8	119.8	109.9	91.7	73.7	61.9	52.7	43.9	37.9	32.9	27.6	21.4
87,5°	70.4	81.0	81.9	77.0	65.7	54.7	47.4	40.9	34.9	30.7	27.2	24.1	19.7
90,0°	17.6	19.2	20.6	21.9	21.9	21.3	20.6	20.0	19.3	18.8	18.2	17.6	16.1
92,5°	13.9	15.3	16.3	17.1	17.4	17.5	17.5	17.1	17.0	16.7	16.5	16.3	15.7
95,0°	13.5	14.8	15.6	16.3	16.7	16.9	17.0	16.7	16.5	16.4	16.2	16.1	15.7
97,5°	13.1	14.3	15.0	15.5	16.1	16.4	16.5	16.3	16.1	15.9	15.8	15.7	15.4
100,0°	12.5	13.4	14.1	14.7	15.1	15.5	15.7	15.5	15.3	15.2	15.2	15.2	14.9
102,5°	11.6	12.4	13.2	13.8	14.2	14.5	14.8	14.7	14.5	14.3	14.3	14.4	14.3
105,0°	11.0	11.7	12.4	12.9	13.4	13.8	14.0	14.0	13.8	13.8	13.8	13.8	13.8
107,5°	10.2	10.9	11.6	12.1	12.7	13.1	13.2	13.1	13.1	13.1	13.2	13.3	13.3
110,0°	9.8	10.4	11.1	11.6	12.1	12.5	12.8	12.6	12.5	12.4	12.5	12.6	12.7
112,5°	9.4	10.0	10.6	11.2	11.6	12.0	12.3	12.1	11.9	11.8	11.9	12.1	12.3

Photometric test report

Family LANTERN CLASSIC LED	Order number: 5XA5245BF14H + 5XA54000XS EAN: 4058352834459 + 4050737730073	LP number 59286_17
Table of values for luminous intensities		Maximum luminous intensity
siteco		

C-planes	65° 115°	70° 110°	75° 105°	80° 100°	85° 95°	90°	185° 355°	190° 350°	195° 345°	200° 340°	205° 335°	210° 330°	215° 325°
γ	Luminous intensity in cd/klm												
0,0°	45.2	45.2	45.2	45.2	45.2	45.2	45.2	45.2	45.2	45.2	45.2	45.2	45.2
2,5°	52.3	52.7	53.2	53.5	53.5	53.5	37.1	36.7	36.3	35.8	35.2	34.8	34.2
5,0°	50.5	51.1	51.2	52.8	54.0	54.2	36.6	36.4	36.4	36.5	35.9	34.5	33.3
7,5°	92.5	94.8	101.6	95.9	95.4	93.8	58.4	50.7	45.4	40.3	36.7	34.1	32.8
10,0°	197.3	170.2	178.2	188.7	187.8	184.5	111.2	103.2	80.6	75.8	74.9	65.3	52.2
12,5°	274.8	258.2	256.3	290.6	302.6	299.4	123.9	102.8	70.5	62.3	57.3	57.3	70.9
15,0°	349.6	295.1	295.4	373.7	418.1	424.8	145.2	110.1	102.5	99.1	111.4	115.5	119.1
17,5°	438.8	364.9	349.1	422.1	460.5	460.8	210.7	127.9	162.2	143.2	136.2	124.1	108.4
20,0°	457.0	378.0	362.2	440.3	479.8	479.9	237.1	141.7	181.3	163.0	148.6	130.7	113.7
22,5°	444.4	372.2	359.4	437.0	476.9	477.7	330.0	158.1	215.0	196.4	162.3	137.5	120.3
25,0°	396.8	342.9	334.2	406.9	443.4	445.6	315.2	169.9	241.3	222.4	180.9	145.8	125.3
27,5°	333.0	291.9	284.1	342.4	368.5	370.4	246.1	123.0	235.0	201.3	166.8	135.7	122.0
30,0°	251.4	224.6	220.6	260.4	285.7	291.8	221.5	103.7	218.4	193.5	160.7	132.9	118.6
32,5°	224.0	182.5	172.4	177.8	161.0	151.7	251.9	110.6	224.8	182.5	146.1	118.5	107.2
35,0°	206.1	149.1	155.8	187.6	187.9	185.0	205.3	111.4	211.6	175.1	135.4	96.5	78.4
37,5°	187.7	138.3	178.6	241.1	260.0	264.0	105.0	77.7	91.5	90.6	75.1	61.2	53.0
40,0°	190.3	163.9	202.4	247.0	254.7	255.4	154.6	99.0	116.6	94.6	62.7	61.2	66.6
42,5°	183.2	155.3	192.6	215.2	212.5	212.3	240.5	140.2	194.4	141.3	85.4	85.5	86.8
45,0°	165.1	146.5	168.5	175.0	169.0	166.9	261.6	174.9	227.7	154.6	97.5	98.3	94.4
47,5°	146.1	126.1	143.6	140.9	133.6	130.9	247.8	200.2	228.0	145.8	98.9	98.7	94.0
50,0°	124.3	109.3	117.4	111.3	104.7	102.4	225.7	213.2	208.5	125.7	93.6	91.2	87.8
52,5°	107.6	93.6	96.9	89.7	84.2	82.2	217.4	223.9	192.0	110.8	90.8	84.0	81.2
55,0°	93.2	81.6	80.9	74.5	70.2	68.8	211.9	223.9	177.2	102.4	88.6	80.0	76.9
57,5°	81.9	70.5	68.7	63.5	60.3	59.5	205.1	225.9	165.5	95.8	86.1	77.6	73.5
60,0°	71.4	62.1	60.0	55.6	53.6	53.3	219.0	218.1	147.4	91.9	82.6	75.6	71.1
62,5°	62.7	54.9	53.8	50.5	48.9	48.8	217.4	209.7	131.3	89.7	79.2	73.7	69.3
65,0°	54.7	49.1	48.2	46.2	45.7	45.8	221.0	193.8	118.2	83.4	71.8	69.3	65.7
67,5°	48.2	44.1	43.2	41.7	41.4	41.7	219.9	180.9	109.6	78.8	66.5	63.5	59.1
70,0°	41.6	39.0	38.6	37.6	37.4	37.5	215.6	164.8	100.5	71.2	61.2	58.7	54.4
72,5°	36.2	34.3	33.7	33.0	33.0	33.2	198.6	152.8	91.2	63.6	53.8	51.9	48.0
75,0°	31.7	30.5	30.0	29.3	29.1	29.3	174.4	138.6	84.0	57.2	48.8	46.5	42.9
77,5°	27.3	26.8	26.3	25.8	25.8	26.0	143.9	119.8	72.5	48.1	41.6	39.7	37.2
80,0°	24.1	24.0	23.6	23.4	23.5	23.6	106.5	102.7	62.9	42.5	37.7	35.1	33.8
82,5°	21.9	22.0	21.8	21.7	21.8	21.9	82.1	84.1	52.7	35.6	31.6	30.1	27.8
85,0°	20.5	20.7	20.6	20.6	20.6	20.7	63.6	62.3	42.1	29.8	26.4	24.8	22.7
87,5°	19.6	19.9	19.8	19.8	19.9	19.9	48.0	47.3	33.4	24.7	22.1	21.0	19.2
90,0°	16.9	17.5	17.8	18.2	18.4	18.6	15.0	14.2	13.1	12.3	11.7	11.1	10.7
92,5°	16.3	17.0	17.5	17.8	18.1	18.4	13.0	12.7	12.2	11.7	11.3	10.9	10.3
95,0°	16.3	16.6	17.2	17.6	17.9	18.2	12.7	12.5	12.0	11.5	11.2	11.0	10.4
97,5°	16.0	16.4	16.6	17.2	17.6	17.8	12.4	12.1	11.7	11.2	11.0	10.8	10.4
100,0°	15.4	15.8	16.0	16.3	16.9	17.2	11.8	11.4	11.0	10.6	10.5	10.4	10.0
102,5°	14.7	15.1	15.4	15.6	16.0	16.1	11.0	10.5	10.1	9.9	9.7	9.6	9.2
105,0°	14.2	14.5	14.8	14.9	15.2	14.9	10.4	9.9	9.6	9.3	9.1	9.0	8.7
107,5°	13.5	13.9	14.1	14.3	14.5	14.0	9.7	9.2	8.9	8.5	8.4	8.3	8.0
110,0°	13.0	13.2	13.5	13.8	13.9	13.1	9.3	8.8	8.3	8.1	7.9	7.8	7.5
112,5°	12.5	12.8	13.1	13.3	12.3	7.7	8.9	8.4	8.0	7.7	7.5	7.6	7.2

Photometric test report

Family LANTERN CLASSIC LED	Order number: 5XA5245BF14H + 5XA54000XS EAN: 4058352834459 + 4050737730073	LP number 59286_17
Table of values for luminous intensities		Maximum luminous intensity
		siteco

C-planes	220° 320°	225° 315°	230° 310°	235° 305°	240° 300°	245° 295°	250° 290°	255° 285°	260° 280°	265° 275°	270°	Phi-zone	Total Phi-zone
γ	Luminous intensity in cd/klm											Luminous flux in lm/klm	
0,0°	45.2	45.2	45.2	45.2	45.2	45.2	45.2	45.2	45.2	45.2	45.2	0.1	0.1
2,5°	33.7	33.1	32.7	32.2	31.6	31.0	30.1	29.0	27.5	26.3	25.8	0.5	0.5
5,0°	32.6	32.2	32.8	32.2	31.4	30.6	30.0	29.2	28.6	28.0	28.0	0.9	1.5
7,5°	32.8	32.1	31.0	30.1	30.4	30.2	29.9	29.4	28.8	28.6	28.6	2.6	4.0
10,0°	38.1	32.6	31.4	30.7	29.8	29.4	29.1	28.3	27.5	26.8	26.4	5.2	9.3
12,5°	79.7	75.1	67.7	57.7	47.1	36.5	31.4	28.9	27.6	26.6	26.1	9.7	19.0
15,0°	90.5	78.0	73.4	74.9	71.5	59.0	51.3	39.1	38.2	36.7	34.6	14.5	33.5
17,5°	102.7	92.7	82.5	73.4	62.7	59.5	61.4	54.0	47.1	54.6	54.0	20.5	54.0
20,0°	107.3	93.4	83.2	79.6	75.2	71.3	72.1	60.8	55.1	64.6	67.8	25.7	79.7
22,5°	109.1	95.8	81.4	79.1	79.5	76.6	75.1	71.2	64.7	77.2	83.0	30.2	109.9
25,0°	106.4	90.4	79.2	78.2	82.1	84.7	84.6	74.8	67.3	74.1	77.9	31.4	141.3
27,5°	102.7	89.5	79.4	79.7	83.3	83.2	81.6	73.8	63.4	69.1	75.1	29.4	170.6
30,0°	102.8	86.8	79.2	81.2	84.7	83.3	79.2	71.5	57.8	65.5	70.3	29.7	200.3
32,5°	99.2	98.0	85.7	78.8	76.8	75.7	72.3	67.6	55.5	62.8	67.5	30.0	230.3
35,0°	78.7	84.1	83.2	78.8	77.7	75.1	70.8	65.5	55.0	59.3	63.6	24.9	255.2
37,5°	47.0	51.5	62.1	73.7	76.8	73.4	69.9	63.5	55.4	56.9	61.8	25.0	280.2
40,0°	51.1	38.7	34.5	47.4	62.0	65.2	64.6	60.1	54.4	56.8	62.8	31.0	311.2
42,5°	75.5	60.7	43.6	36.4	37.2	44.8	52.7	53.3	49.6	50.9	56.4	36.6	347.9
45,0°	88.1	79.3	63.5	48.0	39.8	36.9	36.7	37.1	38.0	38.6	41.2	39.1	386.9
47,5°	90.7	84.9	76.7	61.7	50.9	41.6	34.7	31.4	30.0	32.2	34.1	40.4	427.3
50,0°	86.6	83.3	78.6	68.2	55.0	44.4	37.8	34.0	29.5	29.6	31.2	41.3	468.6
52,5°	80.4	78.9	75.9	69.0	56.4	45.7	37.6	32.4	29.5	30.3	32.2	42.0	510.6
55,0°	74.1	72.4	69.6	64.3	55.5	46.0	38.5	34.0	30.7	31.3	32.7	43.1	553.7
57,5°	69.1	66.2	63.3	58.0	51.6	44.4	37.4	32.8	29.7	31.2	32.5	44.2	597.9
60,0°	65.7	61.7	58.2	52.9	47.1	40.9	35.2	31.1	28.5	30.1	30.8	45.3	643.2
62,5°	62.4	56.4	52.3	47.9	43.6	38.4	33.1	29.0	27.9	27.9	28.9	45.5	688.6
65,0°	58.6	51.7	47.0	42.8	39.5	35.5	30.7	27.1	26.5	25.8	26.1	44.8	733.4
67,5°	53.5	47.7	42.5	38.5	35.8	32.4	28.2	24.6	25.4	23.6	24.1	43.0	776.5
70,0°	48.5	42.4	37.7	34.2	32.2	29.2	25.3	22.8	23.3	21.7	21.8	39.9	816.4
72,5°	42.8	37.8	33.7	30.5	28.5	25.9	22.1	20.4	20.9	19.4	19.6	35.3	851.7
75,0°	37.5	32.9	29.4	26.3	24.9	22.8	19.4	18.9	18.6	17.2	17.2	29.6	881.2
77,5°	33.2	29.0	26.0	23.4	21.9	19.8	16.4	16.6	16.0	14.9	14.8	23.7	904.9
80,0°	29.4	25.3	22.4	20.3	18.6	16.7	13.8	14.2	13.4	12.5	12.1	18.4	923.3
82,5°	24.4	21.3	19.5	17.8	16.2	14.3	11.6	12.1	11.2	10.2	9.9	14.2	937.5
85,0°	20.5	18.1	16.3	14.8	13.5	12.0	9.7	10.0	9.1	8.5	8.1	10.8	948.3
87,5°	17.2	15.2	13.5	12.6	11.1	9.9	8.3	8.4	7.7	7.1	6.7	8.3	956.6
90,0°	10.2	9.6	9.1	8.6	7.9	7.0	6.4	6.3	6.0	5.6	5.3	3.9	960.5
92,5°	9.7	9.1	8.4	7.8	7.3	6.5	6.1	6.1	5.9	5.6	5.6	3.6	964.1
95,0°	9.8	9.2	8.5	8.2	7.6	6.9	6.3	6.4	6.1	6.0	5.9	3.5	967.6
97,5°	9.7	9.0	8.6	8.2	7.7	7.0	6.6	6.2	6.2	6.1	6.0	3.4	971.0
100,0°	9.3	8.9	8.5	8.1	7.6	6.9	6.6	6.3	6.0	6.1	6.0	3.3	974.3
102,5°	8.7	8.3	7.9	7.5	7.0	6.6	6.1	6.0	5.6	5.5	5.6	3.0	977.3
105,0°	8.3	7.8	7.4	7.0	6.6	6.1	5.6	5.5	5.2	4.8	4.9	2.8	980.2
107,5°	7.5	7.2	6.8	6.4	6.0	5.5	5.1	4.9	4.5	4.2	4.3	2.6	982.8
110,0°	7.1	6.7	6.3	5.9	5.5	4.9	4.5	4.4	4.1	3.9	3.5	2.4	985.2
112,5°	6.8	6.3	5.9	5.6	5.2	4.8	4.4	4.1	4.0	3.3	2.4	2.3	987.5

Photometric test report

Family LANTERN CLASSIC LED	Order number: 5XA5245BF14H + 5XA54000XS EAN: 4058352834459 + 4050737730073	LP number 59286_17
Table of values for luminous intensities		Maximum luminous intensity
		siteco

C-planes	0° 180°	5° 175°	10° 170°	15° 165°	20° 160°	25° 155°	30° 150°	35° 145°	40° 140°	45° 135°	50° 130°	55° 125°	60° 120°
γ	Luminous intensity in cd/klm												
115,0°	9.2	9.7	10.3	10.7	11.2	11.5	11.8	11.6	11.4	11.4	11.5	11.7	11.9
117,5°	8.7	9.3	9.8	10.3	10.7	11.1	11.3	11.1	10.9	10.9	11.1	11.3	11.5
120,0°	8.5	9.0	9.5	9.9	10.2	10.6	10.7	10.5	10.4	10.4	10.7	10.9	11.1
122,5°	8.0	8.6	9.1	9.4	9.7	10.1	10.3	10.0	9.9	10.0	10.3	10.4	10.6
125,0°	6.4	6.8	7.1	7.4	7.6	7.9	8.0	7.8	7.8	7.8	8.0	8.1	8.3
127,5°	4.5	4.7	4.9	5.0	5.1	5.3	5.3	5.3	5.2	5.2	5.2	5.3	5.4
130,0°	3.4	3.5	3.6	3.6	3.6	3.6	3.5	3.5	3.5	3.5	3.5	3.6	3.6
132,5°	2.9	3.1	3.1	3.1	3.1	3.1	3.1	3.0	3.0	3.0	3.0	3.0	3.0
135,0°	2.5	2.6	2.6	2.6	2.5	2.5	2.5	2.5	2.4	2.4	2.4	2.5	2.5
137,5°	2.0	2.1	2.1	2.1	2.1	2.1	2.0	2.0	2.0	1.9	1.9	1.9	1.9
140,0°	1.6	1.6	1.6	1.6	1.6	1.6	1.5	1.5	1.5	1.4	1.4	1.3	1.3
142,5°	1.1	1.1	1.1	1.1	1.1	1.0	1.0	1.0	0.9	0.9	0.9	0.9	0.9
145,0°	0.9	0.9	0.9	0.9	0.9	0.9	0.9	0.8	0.8	0.8	0.7	0.6	0.6
147,5°	0.9	0.9	0.9	0.9	0.9	0.9	0.9	0.8	0.8	0.8	0.8	0.8	0.7
150,0°	0.0	0.0	0.0	0.0	0.0	0.0	0.0	0.0	0.0	0.0	0.0	0.0	0.0
152,5°	0.0	0.0	0.0	0.0	0.0	0.0	0.0	0.0	0.0	0.0	0.0	0.0	0.0
155,0°	0.0	0.0	0.0	0.0	0.0	0.0	0.0	0.0	0.0	0.0	0.0	0.0	0.0
157,5°	0.0	0.0	0.0	0.0	0.0	0.0	0.0	0.0	0.0	0.0	0.0	0.0	0.0
160,0°	0.0	0.0	0.0	0.0	0.0	0.0	0.0	0.0	0.0	0.0	0.0	0.0	0.0
162,5°	0.0	0.0	0.0	0.0	0.0	0.0	0.0	0.0	0.0	0.0	0.0	0.0	0.0
165,0°	0.0	0.0	0.0	0.0	0.0	0.0	0.0	0.0	0.0	0.0	0.0	0.0	0.0
167,5°	0.0	0.0	0.0	0.0	0.0	0.0	0.0	0.0	0.0	0.0	0.0	0.0	0.0
170,0°	0.0	0.0	0.0	0.0	0.0	0.0	0.0	0.0	0.0	0.0	0.0	0.0	0.0
172,5°	0.0	0.0	0.0	0.0	0.0	0.0	0.0	0.0	0.0	0.0	0.0	0.0	0.0
175,0°	0.0	0.0	0.0	0.0	0.0	0.0	0.0	0.0	0.0	0.0	0.0	0.0	0.0
177,5°	0.0	0.0	0.0	0.0	0.0	0.0	0.0	0.0	0.0	0.0	0.0	0.0	0.0
180,0°	0.0	0.0	0.0	0.0	0.0	0.0	0.0	0.0	0.0	0.0	0.0	0.0	0.0

Photometric test report

Family LANTERN CLASSIC LED	Order number: 5XA5245BF14H + 5XA54000XS EAN: 4058352834459 + 4050737730073	LP number 59286_17
Table of values for luminous intensities		Maximum luminous intensity
		siteco

C-planes	65° 115°	70° 110°	75° 105°	80° 100°	85° 95°	90°	185° 355°	190° 350°	195° 345°	200° 340°	205° 335°	210° 330°	215° 325°
γ	Luminous intensity in cd/klm												
115,0°	12.1	12.4	12.6	12.8	10.5	4.6	8.7	8.1	7.7	7.4	7.3	7.3	7.0
117,5°	11.7	11.9	12.1	12.3	9.2	4.3	8.3	7.8	7.3	7.0	6.9	7.0	6.7
120,0°	11.2	11.4	11.6	11.7	7.8	3.4	8.0	7.5	7.1	6.7	6.7	6.8	6.4
122,5°	10.8	11.0	11.1	11.2	6.9	3.0	7.6	7.2	6.8	6.4	6.2	6.4	6.1
125,0°	8.5	8.7	8.8	8.7	5.4	2.7	6.0	5.6	5.3	5.1	4.9	5.0	4.8
127,5°	5.5	5.6	5.6	5.6	3.5	1.9	4.2	4.0	3.8	3.7	3.6	3.5	3.5
130,0°	3.7	3.7	3.7	3.4	2.3	1.5	3.2	3.1	3.0	3.0	2.8	2.7	2.8
132,5°	3.1	3.1	3.1	2.7	1.9	1.3	2.8	2.7	2.6	2.6	2.5	2.5	2.5
135,0°	2.5	2.5	2.5	2.1	1.6	1.2	2.4	2.4	2.3	2.2	2.1	2.1	2.1
137,5°	1.9	1.9	1.9	1.6	1.1	1.0	1.9	1.9	1.8	1.8	1.8	1.8	1.8
140,0°	1.3	1.3	1.3	1.1	0.9	0.8	1.5	1.4	1.4	1.4	1.4	1.4	1.4
142,5°	0.9	0.9	0.8	0.8	0.6	0.6	1.0	1.0	1.1	1.1	1.1	1.1	1.1
145,0°	0.6	0.6	0.6	0.6	0.6	0.6	0.9	0.9	0.9	0.9	0.9	1.0	1.0
147,5°	0.7	0.8	0.8	0.8	0.8	0.8	0.8	0.8	0.9	0.9	0.9	0.9	0.9
150,0°	0.0	0.0	0.0	0.0	0.0	0.0	0.0	0.0	0.0	0.0	0.0	0.0	0.0
152,5°	0.0	0.0	0.0	0.0	0.0	0.0	0.0	0.0	0.0	0.0	0.0	0.0	0.0
155,0°	0.0	0.0	0.0	0.0	0.0	0.0	0.0	0.0	0.0	0.0	0.0	0.0	0.0
157,5°	0.0	0.0	0.0	0.0	0.0	0.0	0.0	0.0	0.0	0.0	0.0	0.0	0.0
160,0°	0.0	0.0	0.0	0.0	0.0	0.0	0.0	0.0	0.0	0.0	0.0	0.0	0.0
162,5°	0.0	0.0	0.0	0.0	0.0	0.0	0.0	0.0	0.0	0.0	0.0	0.0	0.0
165,0°	0.0	0.0	0.0	0.0	0.0	0.0	0.0	0.0	0.0	0.0	0.0	0.0	0.0
167,5°	0.0	0.0	0.0	0.0	0.0	0.0	0.0	0.0	0.0	0.0	0.0	0.0	0.0
170,0°	0.0	0.0	0.0	0.0	0.0	0.0	0.0	0.0	0.0	0.0	0.0	0.0	0.0
172,5°	0.0	0.0	0.0	0.0	0.0	0.0	0.0	0.0	0.0	0.0	0.0	0.0	0.0
175,0°	0.0	0.0	0.0	0.0	0.0	0.0	0.0	0.0	0.0	0.0	0.0	0.0	0.0
177,5°	0.0	0.0	0.0	0.0	0.0	0.0	0.0	0.0	0.0	0.0	0.0	0.0	0.0
180,0°	0.0	0.0	0.0	0.0	0.0	0.0	0.0	0.0	0.0	0.0	0.0	0.0	0.0

Photometric test report

Family LANTERN CLASSIC LED	Order number: 5XA5245BF14H + 5XA54000XS EAN: 4058352834459 + 4050737730073	LP number 59286_17
Table of values for luminous intensities		Maximum luminous intensity
		siteco

C-planes	220° 320°	225° 315°	230° 310°	235° 305°	240° 300°	245° 295°	250° 290°	255° 285°	260° 280°	265° 275°	270°	Phi-zone	Total Phi-zone
γ	Luminous intensity in cd/klm											Luminous flux in lm/klm	
115,0°	6.6	6.1	5.8	5.4	5.1	4.7	4.3	4.0	3.8	3.1	1.9	2.1	989.6
117,5°	6.2	5.9	5.5	5.2	4.8	4.5	4.1	3.8	3.5	2.7	1.9	2.0	991.6
120,0°	6.1	5.7	5.4	5.1	4.8	4.4	4.1	3.8	3.4	2.4	1.8	1.9	993.5
122,5°	5.8	5.4	5.1	4.8	4.6	4.2	3.9	3.6	3.2	2.3	1.7	1.7	995.2
125,0°	4.5	4.2	4.0	3.8	3.6	3.3	3.1	2.9	2.5	1.9	1.6	1.3	996.6
127,5°	3.3	3.2	3.1	2.8	2.7	2.6	2.5	2.3	2.0	1.6	1.4	0.9	997.4
130,0°	2.7	2.6	2.6	2.5	2.4	2.3	2.1	2.0	1.7	1.5	1.4	0.6	998.1
132,5°	2.4	2.4	2.3	2.3	2.2	2.1	2.0	1.9	1.6	1.5	1.3	0.5	998.6
135,0°	2.1	2.1	2.0	2.0	1.9	1.8	1.8	1.7	1.5	1.3	1.2	0.4	999.0
137,5°	1.8	1.7	1.7	1.7	1.6	1.5	1.5	1.4	1.3	1.2	1.1	0.3	999.3
140,0°	1.4	1.4	1.3	1.3	1.3	1.2	1.2	1.2	1.1	1.0	1.0	0.2	999.6
142,5°	1.1	1.1	1.1	1.1	1.1	1.0	1.0	1.0	1.0	1.0	1.0	0.2	999.7
145,0°	1.0	1.0	1.0	1.0	1.0	1.0	1.0	1.0	1.0	1.0	1.0	0.1	999.9
147,5°	0.9	1.0	1.0	1.0	1.0	1.0	1.0	1.0	1.0	1.0	1.0	0.1	1000.0
150,0°	0.0	0.0	0.0	0.0	0.0	0.0	0.0	0.0	0.0	0.0	0.0	0.0	1000.0
152,5°	0.0	0.0	0.0	0.0	0.0	0.0	0.0	0.0	0.0	0.0	0.0	0.0	1000.0
155,0°	0.0	0.0	0.0	0.0	0.0	0.0	0.0	0.0	0.0	0.0	0.0	0.0	1000.0
157,5°	0.0	0.0	0.0	0.0	0.0	0.0	0.0	0.0	0.0	0.0	0.0	0.0	1000.0
160,0°	0.0	0.0	0.0	0.0	0.0	0.0	0.0	0.0	0.0	0.0	0.0	0.0	1000.0
162,5°	0.0	0.0	0.0	0.0	0.0	0.0	0.0	0.0	0.0	0.0	0.0	0.0	1000.0
165,0°	0.0	0.0	0.0	0.0	0.0	0.0	0.0	0.0	0.0	0.0	0.0	0.0	1000.0
167,5°	0.0	0.0	0.0	0.0	0.0	0.0	0.0	0.0	0.0	0.0	0.0	0.0	1000.0
170,0°	0.0	0.0	0.0	0.0	0.0	0.0	0.0	0.0	0.0	0.0	0.0	0.0	1000.0
172,5°	0.0	0.0	0.0	0.0	0.0	0.0	0.0	0.0	0.0	0.0	0.0	0.0	1000.0
175,0°	0.0	0.0	0.0	0.0	0.0	0.0	0.0	0.0	0.0	0.0	0.0	0.0	1000.0
177,5°	0.0	0.0	0.0	0.0	0.0	0.0	0.0	0.0	0.0	0.0	0.0	0.0	1000.0
180,0°	0.0	0.0	0.0	0.0	0.0	0.0	0.0	0.0	0.0	0.0	0.0	0.0	1000.0

Photometric test report

Family LANTERN CLASSIC LED	Order number: 5XA5245BF14H + 5XA54000XS EAN: 4058352834459 + 4050737730073	LP number 59286_17
---	---	-------------------------------------

Dimming levels table	environmental temperature: 25°C	siteco
-----------------------------	---------------------------------	---------------

Luminous flux %	Dimming level linear	Dimming level logarithmic	Luminous flux [lm]	Power consumption [W]	Power consumption [W]	Power consumption [W]
				start of lifetime	end of lifetime	average
100	254	254	1280	12.9	13.3	13.1
95	241	252	1214	12.2	12.6	12.4
90	229	250	1154	11.5	11.9	11.7
85	216	248	1089	10.7	11.1	10.9
80	203	246	1023	10.1	10.5	10.3
75	190	243	957	9.4	9.8	9.6
70	178	241	897	8.9	9.1	9.0
65	165	238	831	8.2	8.4	8.3
60	152	235	766	7.6	7.8	7.7
55	140	232	706	7.0	7.2	7.1
50	127	229	640	6.4	6.6	6.5
45	114	225	574	5.8	6.0	5.9
40	102	221	514	5.3	5.4	5.4
35	89	216	449	4.8	4.9	4.8
30	76	210	383	4.3	4.3	4.3
25	63	203	317	3.7	3.8	3.8
24	60	201	302	3.5	3.7	3.6