



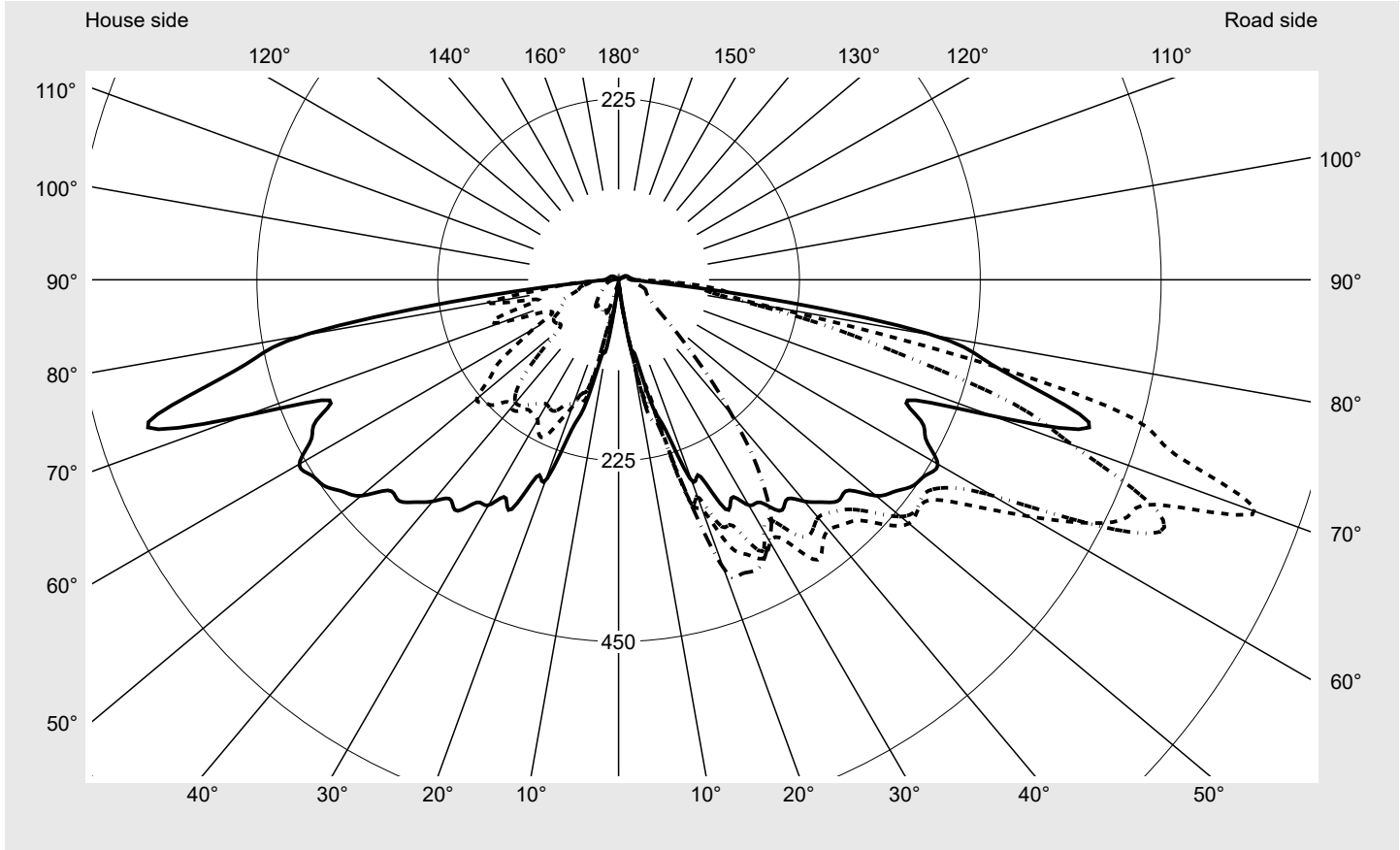
# Photometric test report

<b>Family</b> <b>CITY-LIGHT PLUS LED</b>	<b>Order number: 5XA5275FF14H</b> <b>EAN: 4058352636152</b>	<b>LP number</b> <b>57131_31</b>
	<b>Version</b> post-top- or mounting to wall arm <b>Optic</b> direct, asymmetric extremely wide distribution P100009 <b>Cover</b> cover transparent, PMMA <b>Lamps</b> LED 3000 K   CRI ≥ 70 <b>Controlgear</b> ECG SITECO iQ <b>Rated values</b> Net luminous flux = 1440 lm Power consumption = 10.5 W Luminous efficacy = 137.1 lm/W	<b>serial documentation</b> <b>07.07.2022</b>





**Luminous intensity in cd/klm** C180-0 C195-15 C200-20 C270-90 **Imax: 844 cd/klm**



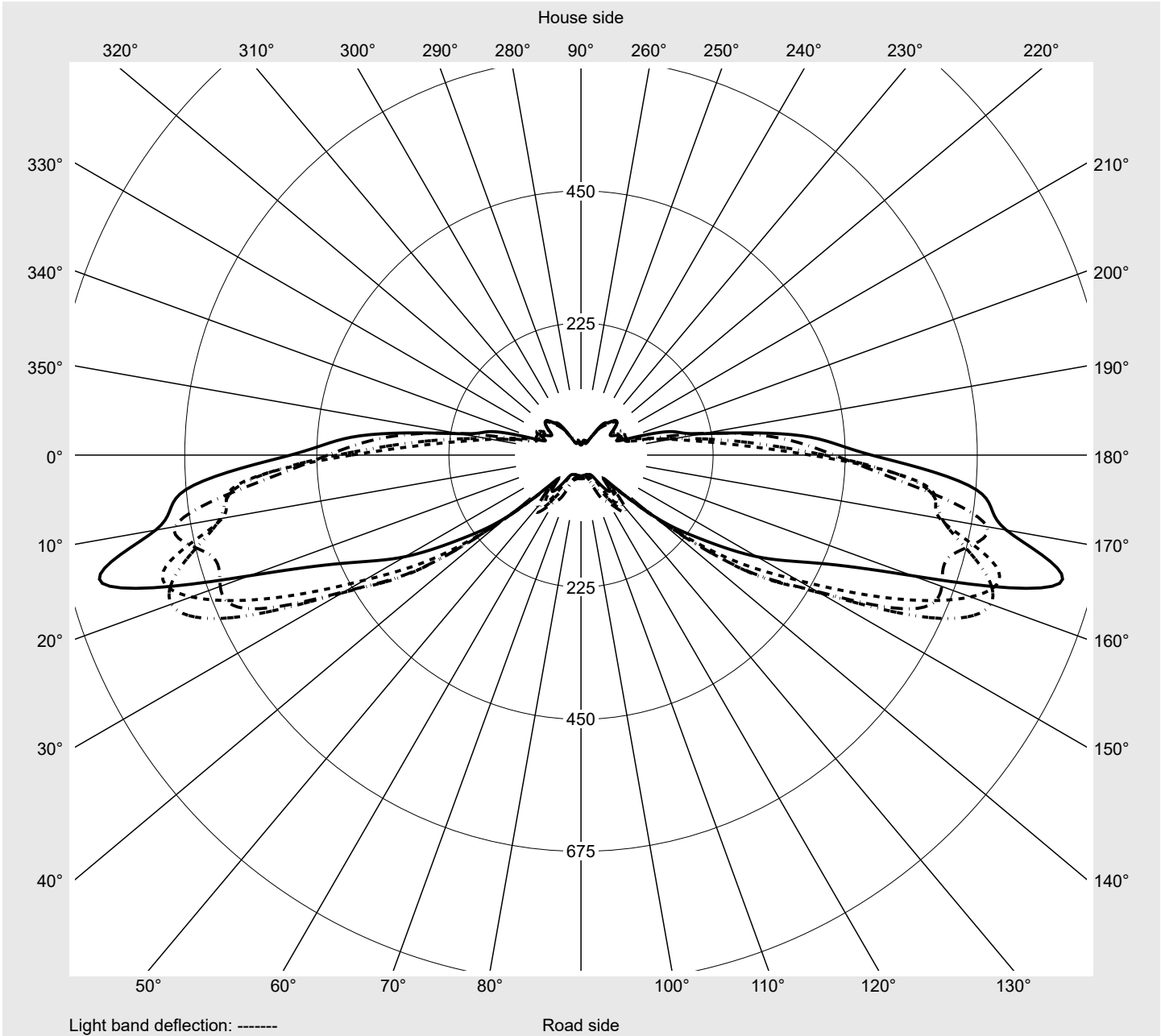
Luminaire output ratios	
Eta	100.0%
Eta 0° - 90°	96.1%
Eta 90° - 180°	3.9%
Measurement conditions	
DIN EN 13032 and DIN 5032	

Luminous intensity class acc. to EN13201-2	
Class:	---
Imax 70°	844.1
Imax 80°	398.1
Imax 90°	17.8
Imax >90°	16.8
Imax >95°	15.7

**Photometric test report**

<b>Family</b> <b>CITY-LIGHT PLUS LED</b>	<b>Order number: 5XA5275FF14H</b> <b>EAN: 4058352636152</b>	<b>LP number</b> <b>57131_31</b>
---	--	-------------------------------------

**Envelope curve in cd/klm**      **KMK 70°**    **KMK 67.5°**    **KMK 65°**    **KMK 62.5°**      **siteco**



## Photometric test report

<b>Family</b> <b>CITY-LIGHT PLUS LED</b>	<b>Order number: 5XA5275FF14H</b> <b>EAN: 4058352636152</b>	<b>LP number</b> <b>57131_31</b>
<b>Table of values for luminous intensities</b>		<b>Maximum luminous intensity</b>
		<b>siteco</b>

C-planes	0° 180°	5° 175°	10° 170°	15° 165°	20° 160°	25° 155°	30° 150°	35° 145°	40° 140°	45° 135°	50° 130°	55° 125°	60° 120°
γ	Luminous intensity in cd/klm												
0,0°	10.1	10.1	10.1	10.1	10.1	10.1	10.1	10.1	10.1	10.1	10.1	10.1	10.1
2,5°	9.6	9.6	9.6	9.6	9.6	9.6	9.9	9.9	9.9	10.3	10.6	10.6	10.6
5,0°	11.3	11.3	11.6	11.6	11.6	12.0	12.3	12.3	12.7	12.7	12.3	12.7	13.0
7,5°	19.2	23.3	28.4	32.8	36.6	36.6	33.9	31.5	31.5	29.8	29.4	31.5	34.2
10,0°	87.2	86.5	85.2	84.5	83.5	81.1	77.3	68.7	56.4	42.1	42.8	57.5	65.0
12,5°	96.4	118.0	133.0	152.5	164.2	149.5	144.0	121.8	100.2	85.2	107.7	137.8	141.6
15,0°	162.8	147.1	147.1	145.7	161.4	179.6	212.4	192.2	168.6	168.6	175.5	192.6	227.1
17,5°	198.0	207.6	267.5	278.4	283.5	272.2	268.5	263.0	200.1	204.9	208.3	238.4	276.3
20,0°	266.1	285.9	315.3	303.7	287.3	286.9	291.4	312.6	250.4	275.7	269.2	269.8	340.6
22,5°	264.0	305.4	348.9	356.7	331.1	305.4	316.7	321.2	262.7	292.4	298.6	279.8	350.2
25,0°	315.0	350.9	375.9	376.9	337.9	330.7	331.8	347.1	254.5	297.9	290.0	288.7	360.1
27,5°	305.1	339.6	388.5	390.6	380.7	356.4	352.6	332.4	247.6	278.4	293.8	301.3	345.1
30,0°	323.9	364.9	395.0	377.2	361.5	350.9	359.5	350.6	228.1	280.1	276.7	277.7	329.0
32,5°	328.3	370.7	380.0	383.7	355.0	350.9	362.9	332.4	216.2	251.4	265.1	274.3	304.7
35,0°	350.9	385.4	415.5	425.1	388.5	368.0	365.3	348.2	205.5	251.0	256.2	247.3	268.8
37,5°	344.1	380.7	411.8	416.6	395.0	372.5	368.7	334.8	194.3	225.0	246.6	230.2	241.1
40,0°	359.8	398.1	414.5	406.3	386.1	370.7	375.2	342.7	178.5	213.1	227.1	201.4	217.9
42,5°	375.2	403.6	415.2	413.2	392.3	372.5	370.7	317.7	160.4	179.9	215.5	182.3	194.3
45,0°	387.8	417.3	419.6	423.4	403.9	391.3	380.0	322.9	145.0	159.0	196.0	169.0	174.4
47,5°	387.8	436.4	445.3	451.1	428.2	404.6	382.4	306.1	134.8	136.5	173.7	166.2	164.9
50,0°	417.9	454.5	458.0	471.6	458.3	437.8	409.0	326.6	123.1	111.8	153.6	157.3	153.2
52,5°	432.6	467.2	464.1	469.6	467.9	458.3	417.6	313.3	122.1	100.6	142.3	145.0	137.1
55,0°	447.0	494.2	498.0	477.1	464.1	463.8	422.4	322.5	114.9	85.8	141.3	135.8	120.7
57,5°	452.8	509.3	583.1	524.0	481.6	473.7	418.3	322.2	134.1	86.5	139.2	124.2	101.9
60,0°	458.6	539.4	691.9	588.3	536.3	535.6	425.8	338.3	137.8	77.3	131.3	119.7	97.5
62,5°	431.3	558.2	702.2	655.0	653.9	619.7	464.8	341.3	169.0	79.7	117.7	114.2	92.7
65,0°	415.2	582.1	624.5	698.4	742.5	655.0	469.2	345.4	159.7	74.2	105.3	106.7	75.9
67,5°	390.9	588.6	620.4	731.9	706.3	575.3	426.5	307.1	166.9	71.8	87.9	95.4	51.0
70,0°	494.9	675.8	735.7	844.1	600.9	433.7	346.1	248.6	161.1	59.5	75.2	68.4	44.8
72,5°	612.9	747.6	822.9	728.8	518.5	345.8	243.9	170.7	115.9	44.1	59.5	60.5	35.2
75,0°	549.6	541.7	672.1	660.1	375.2	228.5	160.1	127.6	66.4	27.0	46.9	48.9	27.7
77,5°	469.2	427.2	472.3	426.8	265.4	166.9	124.8	110.5	52.7	27.7	26.0	27.0	21.9
80,0°	398.1	323.9	226.1	186.1	162.8	113.9	100.9	66.0	29.1	22.2	19.5	23.6	20.2
82,5°	208.3	151.9	122.1	141.3	112.9	93.0	71.5	43.4	18.5	15.7	16.1	18.1	19.2
85,0°	63.6	57.1	86.2	118.3	94.1	61.2	48.9	29.1	16.4	14.0	14.7	16.8	17.8
87,5°	27.0	35.2	57.1	67.4	46.2	34.2	27.4	19.8	14.7	13.3	14.0	16.1	17.1
90,0°	16.1	16.1	17.4	17.8	17.4	17.1	16.4	15.7	14.0	12.7	13.3	15.4	16.1
92,5°	15.0	15.4	16.4	16.8	16.4	16.4	15.7	15.0	13.3	12.0	13.0	15.0	15.7
95,0°	14.4	14.7	15.4	15.7	15.7	15.4	15.0	14.4	13.0	12.0	12.7	14.0	15.0
97,5°	13.7	14.0	14.7	15.0	14.7	14.4	14.4	13.7	12.7	11.6	12.0	13.3	14.0
100,0°	13.0	13.3	14.0	14.4	14.0	13.7	13.7	13.0	11.6	11.3	11.6	12.7	13.7
102,5°	12.3	12.7	13.3	13.7	13.3	13.0	13.0	12.3	11.3	10.9	11.3	12.3	13.3
105,0°	12.0	12.3	12.7	13.0	13.0	12.3	12.3	11.6	10.9	10.9	10.9	12.0	12.7
107,5°	11.3	11.6	12.3	12.3	12.3	11.6	11.6	10.9	10.9	10.9	10.9	11.3	12.0
110,0°	10.9	10.9	11.6	11.6	11.6	10.9	10.9	10.9	10.3	10.3	10.3	10.9	11.6
112,5°	10.6	10.9	11.3	11.6	10.9	10.9	10.6	10.3	10.3	10.3	10.3	10.9	11.3

## Photometric test report

<b>Family</b> <b>CITY-LIGHT PLUS LED</b>	<b>Order number: 5XA5275FF14H</b> <b>EAN: 4058352636152</b>	<b>LP number</b> <b>57131_31</b>
<b>Table of values for luminous intensities</b>		<b>Maximum luminous intensity</b>
		<b>siteco</b>

C-planes	65° 115°	70° 110°	75° 105°	80° 100°	85° 95°	90°	185° 355°	190° 350°	195° 345°	200° 340°	205° 335°	210° 330°	215° 325°
γ	Luminous intensity in cd/klm												
0,0°	10.1	10.1	10.1	10.1	10.1	10.1	10.1	10.1	10.1	10.1	10.1	10.1	10.1
2,5°	10.9	10.9	11.3	11.3	11.3	11.6	9.6	9.6	9.6	9.6	9.9	9.6	9.6
5,0°	13.3	13.7	13.7	13.7	14.0	14.4	11.3	11.3	11.3	10.9	10.6	10.6	10.6
7,5°	35.9	35.6	35.2	34.2	32.8	34.2	16.4	14.4	13.0	12.3	12.3	12.0	12.0
10,0°	80.0	93.7	99.5	101.6	82.8	82.8	81.1	74.9	64.6	49.3	38.0	31.5	20.9
12,5°	145.0	152.9	171.3	175.1	157.7	172.4	75.6	63.6	53.4	49.6	56.8	62.6	64.6
15,0°	225.7	215.8	210.7	211.0	182.0	182.6	151.9	184.3	147.1	130.0	121.1	91.7	79.3
17,5°	283.9	282.5	281.8	298.2	287.6	272.2	178.5	211.7	148.4	147.7	119.0	97.5	81.7
20,0°	362.5	357.7	351.9	368.0	358.8	382.4	215.5	208.6	167.9	163.5	146.4	120.0	105.3
22,5°	383.7	383.4	377.2	380.0	372.5	396.7	253.1	255.5	189.5	166.9	141.9	134.4	112.2
25,0°	385.1	380.0	379.6	386.8	381.0	399.5	295.8	284.2	214.4	178.5	147.7	129.3	117.7
27,5°	362.5	364.9	371.8	378.6	373.1	391.9	294.1	273.6	215.1	182.3	149.5	144.3	124.8
30,0°	343.4	348.5	356.7	365.6	362.5	374.2	306.8	275.7	201.4	178.9	160.4	140.6	114.6
32,5°	317.7	327.0	334.5	341.7	339.3	353.6	306.1	283.5	199.1	182.6	162.1	142.3	116.6
35,0°	288.7	297.6	304.4	309.9	309.2	316.0	333.5	290.0	197.0	189.1	176.1	140.6	114.6
37,5°	263.3	267.8	270.2	268.5	263.7	271.6	330.7	277.7	205.9	197.3	162.5	116.6	110.1
40,0°	243.5	240.4	233.6	226.4	219.6	218.9	344.1	267.1	207.9	199.4	138.9	93.4	106.0
42,5°	211.7	212.4	198.7	185.0	174.4	172.4	351.9	283.5	205.9	188.4	108.8	86.2	99.5
45,0°	178.5	176.8	164.5	146.0	135.1	130.0	361.8	278.7	220.6	163.8	78.3	84.5	93.7
47,5°	153.2	148.1	136.5	115.9	104.3	100.6	357.7	289.0	226.4	127.2	76.3	85.5	85.8
50,0°	139.2	124.2	112.2	93.7	83.8	77.3	367.3	277.7	230.2	98.8	81.7	87.2	80.4
52,5°	119.4	104.7	93.7	75.6	68.7	62.2	373.8	288.0	202.8	91.0	88.2	86.5	73.9
55,0°	104.3	85.2	76.3	61.6	55.1	52.7	385.4	290.7	185.0	94.1	92.0	88.6	70.1
57,5°	93.4	72.8	62.9	50.6	47.5	47.2	391.9	297.6	151.2	95.4	94.1	86.2	68.7
60,0°	80.0	59.5	52.7	44.5	43.4	43.8	403.2	269.5	122.4	91.3	87.9	89.6	67.7
62,5°	80.0	52.3	43.8	41.0	40.4	40.4	337.9	213.1	95.4	81.4	82.1	84.1	67.7
65,0°	65.7	48.9	40.0	38.0	38.0	38.3	268.8	161.8	93.4	78.3	74.9	81.1	64.6
67,5°	42.1	40.7	36.9	35.9	36.3	36.9	236.3	155.3	109.8	74.9	69.8	72.2	61.9
70,0°	36.6	35.2	34.2	34.9	34.9	35.6	377.6	210.0	154.6	74.2	72.2	66.7	60.9
72,5°	29.8	29.4	30.8	31.8	32.1	32.1	516.8	252.7	160.1	63.6	67.4	64.0	59.2
75,0°	26.0	27.0	27.7	28.4	27.7	27.4	514.7	226.1	111.8	54.0	60.5	56.4	54.7
77,5°	23.6	25.0	25.0	24.6	23.6	22.6	408.0	284.6	116.6	49.9	58.8	51.6	51.3
80,0°	21.9	22.9	22.2	21.5	20.9	20.5	201.4	307.5	163.5	46.9	52.7	42.4	44.1
82,5°	19.8	20.5	20.5	20.2	19.5	19.2	150.8	132.0	102.3	39.0	41.7	36.6	35.6
85,0°	18.5	18.8	19.2	18.8	18.5	18.5	96.1	60.2	65.7	34.5	33.5	31.1	31.1
87,5°	17.1	17.8	17.8	18.1	17.8	17.1	30.8	24.3	26.0	26.3	27.0	28.7	27.7
90,0°	16.4	16.8	17.1	17.1	16.8	16.4	16.1	15.4	15.4	14.0	14.0	13.0	12.3
92,5°	16.1	16.4	16.4	16.8	16.4	16.4	15.0	14.7	14.0	13.3	12.7	12.0	11.3
95,0°	15.4	15.7	16.1	15.7	15.7	15.7	14.0	13.7	13.3	12.7	12.0	11.3	10.6
97,5°	14.7	15.0	15.4	15.7	15.0	15.0	13.3	13.0	12.7	12.0	11.3	10.6	9.9
100,0°	14.4	14.4	15.0	15.0	14.7	14.4	12.7	12.3	12.0	11.3	10.6	9.9	9.2
102,5°	13.7	14.0	14.4	14.4	14.4	14.4	12.0	12.0	11.3	10.6	9.9	9.2	8.9
105,0°	13.0	13.7	13.7	13.7	13.7	13.7	11.6	11.3	10.9	10.3	9.6	8.9	8.6
107,5°	12.7	13.0	13.7	13.7	13.7	13.7	11.3	10.6	10.3	9.9	9.2	8.6	7.9
110,0°	12.3	12.7	13.0	13.0	13.0	12.3	10.6	10.3	9.6	9.2	8.9	8.2	7.9
112,5°	12.0	12.3	13.0	13.0	13.0	10.9	10.3	9.9	9.6	8.9	8.2	7.9	7.5

## Photometric test report

<b>Family</b> <b>CITY-LIGHT PLUS LED</b>	<b>Order number: 5XA5275FF14H</b> <b>EAN: 4058352636152</b>	<b>LP number</b> <b>57131_31</b>
<b>Table of values for luminous intensities</b>		<b>Maximum luminous intensity</b>
		<b>siteco</b>

C-planes	220° 320°	225° 315°	230° 310°	235° 305°	240° 300°	245° 295°	250° 290°	255° 285°	260° 280°	265° 275°	270°	Phi-zone	Total Phi-zone
γ	Luminous intensity in cd/klm											Luminous flux in lm/klm	
0,0°	10.1	10.1	10.1	10.1	10.1	10.1	10.1	10.1	10.1	10.1	10.1	0.0	0.0
2,5°	9.9	9.9	9.9	10.3	10.3	10.3	10.9	10.9	10.9	10.9	10.9	0.1	0.1
5,0°	10.6	10.6	10.9	10.9	10.9	10.9	10.9	10.9	11.3	11.3	10.9	0.3	0.4
7,5°	11.6	11.6	11.6	11.6	11.6	11.6	11.6	11.6	11.6	11.3	10.9	0.8	1.2
10,0°	15.0	13.7	13.0	13.0	13.0	12.7	12.7	12.3	12.0	11.6	11.6	2.5	3.7
12,5°	54.0	41.4	33.2	25.7	18.1	15.4	14.4	13.0	12.3	12.0	11.6	5.3	9.0
15,0°	71.5	61.9	44.8	50.6	36.3	24.3	22.6	21.2	19.8	15.0	13.0	9.3	18.3
17,5°	65.7	57.5	47.5	40.0	39.0	29.4	32.8	36.6	41.0	38.0	36.3	14.1	32.4
20,0°	99.2	104.3	77.3	59.2	80.0	41.0	41.0	42.1	40.7	44.8	43.8	19.6	52.0
22,5°	97.8	92.7	73.9	54.4	57.1	41.0	43.4	51.0	50.6	46.2	41.0	23.3	75.4
25,0°	97.5	85.5	67.0	55.4	55.4	43.1	42.8	49.6	47.5	51.3	47.2	26.9	102.2
27,5°	101.2	74.2	58.5	53.4	55.1	47.5	42.8	50.3	46.2	46.5	43.1	29.3	131.6
30,0°	84.8	66.0	61.6	57.8	56.1	45.1	39.7	49.3	43.4	43.8	41.0	31.2	162.7
32,5°	74.2	66.4	64.0	62.9	62.2	49.6	40.0	47.2	40.4	41.4	38.3	32.6	195.4
35,0°	99.5	93.0	83.1	75.6	70.1	50.3	37.6	46.2	38.3	39.7	38.3	35.1	230.5
37,5°	100.2	94.4	86.5	80.0	71.8	53.4	40.4	48.9	42.8	41.4	39.7	35.7	266.2
40,0°	96.8	90.3	81.7	76.3	70.5	52.0	39.3	49.3	44.8	44.1	43.8	36.2	302.4
42,5°	94.4	86.9	78.7	74.2	68.4	51.6	40.7	47.5	46.2	42.1	41.7	36.2	338.6
45,0°	92.0	85.2	77.6	72.2	67.4	49.6	39.7	44.8	41.7	38.6	38.3	36.4	375.0
47,5°	89.6	86.9	77.0	70.8	64.0	45.1	38.3	41.4	39.0	35.9	34.9	36.9	411.9
50,0°	86.9	83.5	74.9	67.7	60.2	41.7	35.9	38.3	36.3	32.8	32.8	38.0	450.0
52,5°	83.1	82.4	73.5	65.7	55.7	38.3	34.2	35.2	33.2	30.1	29.4	38.6	488.5
55,0°	81.4	80.0	72.8	60.9	51.6	35.6	31.8	32.5	31.1	27.0	27.4	39.4	528.0
57,5°	79.3	78.7	71.1	59.9	47.9	33.2	30.1	30.1	29.1	25.3	24.6	41.0	569.0
60,0°	80.7	79.7	71.1	57.8	44.1	31.1	28.0	27.4	26.7	23.3	23.3	43.5	612.4
62,5°	77.6	82.8	70.5	56.1	40.7	28.4	26.3	25.7	25.7	21.9	21.2	45.3	657.7
65,0°	77.3	83.1	71.1	57.5	36.9	26.3	24.6	24.6	23.6	20.2	19.8	45.4	703.1
67,5°	78.3	80.0	68.1	55.4	34.9	24.3	23.3	23.3	22.6	19.2	18.5	44.0	747.1
70,0°	77.3	82.8	72.2	64.3	38.0	23.3	21.2	21.9	20.9	17.8	17.1	46.1	793.2
72,5°	77.6	76.3	62.6	55.1	37.6	22.6	19.8	20.2	19.2	16.1	15.7	45.6	838.8
75,0°	70.8	64.3	52.0	44.1	28.7	19.2	17.8	18.5	17.4	14.4	14.4	37.6	876.4
77,5°	62.6	54.4	42.1	32.8	22.9	17.8	16.4	17.1	15.7	13.3	13.0	30.3	906.7
80,0°	46.9	38.0	30.1	28.7	22.9	16.4	15.0	15.4	14.0	11.6	11.6	21.9	928.6
82,5°	33.9	28.7	25.0	26.7	20.9	15.4	14.4	14.4	13.0	10.9	10.3	14.3	942.8
85,0°	27.4	21.9	20.9	23.3	18.5	13.3	12.7	13.0	12.0	9.6	9.6	9.6	952.5
87,5°	22.2	17.8	16.1	18.1	15.0	12.0	10.9	11.6	10.6	9.2	8.2	6.3	958.8
90,0°	10.3	8.2	7.2	8.9	9.2	8.9	8.6	8.6	7.9	6.5	6.2	3.7	962.4
92,5°	9.6	7.5	6.8	8.2	8.6	8.2	7.9	7.9	7.2	6.2	5.5	3.5	966.0
95,0°	8.9	7.2	6.2	7.5	7.5	7.5	7.2	6.8	6.5	5.8	5.5	3.3	969.3
97,5°	8.6	6.8	6.2	6.8	7.2	6.8	6.8	6.8	6.2	5.5	5.5	3.1	972.4
100,0°	8.2	6.8	5.8	6.2	6.5	6.5	6.2	6.2	5.8	5.5	5.5	3.0	975.3
102,5°	7.9	6.5	5.8	6.2	6.2	6.2	6.2	6.2	5.5	5.1	4.8	2.8	978.2
105,0°	7.5	6.5	5.5	5.5	5.8	5.5	5.5	5.5	5.5	4.8	4.8	2.7	980.8
107,5°	7.2	6.5	5.5	5.5	5.5	5.5	5.5	5.5	5.1	4.8	4.8	2.5	983.4
110,0°	6.8	6.2	5.5	5.1	5.5	5.1	4.8	4.8	4.8	4.8	4.1	2.4	985.8
112,5°	6.8	6.2	5.5	4.8	4.8	4.8	4.8	4.8	4.8	4.1	3.4	2.3	988.0

## Photometric test report

<b>Family</b> CITY-LIGHT PLUS LED	<b>Order number: 5XA5275FF14H</b> <b>EAN: 4058352636152</b>	<b>LP number</b> 57131_31
--------------------------------------	--	------------------------------

<b>Table of values for luminous intensities</b>	<b>Maximum luminous intensity</b>	<b>siteco</b>
---	-----------------------------------	---------------

C-planes	0° 180°	5° 175°	10° 170°	15° 165°	20° 160°	25° 155°	30° 150°	35° 145°	40° 140°	45° 135°	50° 130°	55° 125°	60° 120°
$\gamma$	Luminous intensity in cd/klm												
115,0°	10.3	10.3	10.9	10.9	10.9	10.3	10.3	9.9	9.6	9.9	10.3	10.6	10.9
117,5°	9.6	9.6	10.3	10.3	10.3	9.6	9.6	9.6	9.6	9.6	9.6	10.3	10.6
120,0°	8.9	9.2	9.6	9.6	9.6	8.9	8.9	8.9	8.9	8.9	9.2	9.6	9.6
122,5°	8.2	8.2	8.6	8.6	8.2	8.2	8.2	8.2	8.2	8.2	8.2	8.2	8.6
125,0°	6.5	6.5	6.5	6.8	6.5	6.2	6.2	6.2	6.2	6.2	6.2	6.2	6.5
127,5°	4.4	4.8	4.8	4.8	4.4	4.4	4.1	4.1	4.1	4.1	4.1	4.1	4.1
130,0°	3.4	3.4	3.4	3.4	3.4	3.4	3.1	3.4	2.7	2.7	2.7	2.7	2.7
132,5°	2.7	2.7	3.1	2.7	2.7	2.7	2.7	2.7	2.7	2.7	2.7	2.7	2.7
135,0°	2.7	2.7	2.7	2.7	2.7	2.4	2.1	2.1	2.1	2.1	2.1	2.1	2.1
137,5°	2.1	2.1	2.1	2.1	2.1	2.1	2.1	2.1	2.1	2.1	2.1	1.7	1.7
140,0°	1.7	2.1	2.1	1.7	1.4	1.4	1.4	1.4	1.4	1.4	1.4	1.4	1.4
142,5°	1.4	1.4	1.4	1.4	1.4	1.4	1.4	1.4	1.4	1.0	0.7	0.7	0.7
145,0°	1.4	1.4	1.4	1.4	1.4	1.4	1.4	1.0	0.7	0.7	0.7	0.7	0.7
147,5°	1.4	1.4	1.4	1.4	1.4	1.4	1.4	1.4	0.7	1.0	0.7	0.7	0.7
150,0°	0.0	0.0	0.0	0.0	0.0	0.0	0.0	0.0	0.0	0.0	0.0	0.0	0.0
165,0°	0.0	0.0	0.0	0.0	0.0	0.0	0.0	0.0	0.0	0.0	0.0	0.0	0.0
180,0°	0.0	0.0	0.0	0.0	0.0	0.0	0.0	0.0	0.0	0.0	0.0	0.0	0.0

## Photometric test report

<b>Family</b> <b>CITY-LIGHT PLUS LED</b>	<b>Order number: 5XA5275FF14H</b> <b>EAN: 4058352636152</b>	<b>LP number</b> <b>57131_31</b>
		<b>siteco</b>

C-planes	65° 115°	70° 110°	75° 105°	80° 100°	85° 95°	90°	185° 355°	190° 350°	195° 345°	200° 340°	205° 335°	210° 330°	215° 325°
γ	Luminous intensity in cd/klm												
115,0°	11.6	12.0	12.3	12.3	11.3	6.8	9.6	9.6	8.9	8.6	8.2	7.5	6.8
117,5°	10.9	11.6	12.0	12.3	9.6	4.1	9.2	8.9	8.6	8.2	7.5	7.2	6.8
120,0°	10.3	10.6	10.9	10.9	8.2	4.1	8.9	8.2	7.9	7.5	6.8	6.8	6.2
122,5°	8.9	9.2	9.6	9.6	6.5	2.7	7.9	7.5	7.2	6.8	6.5	6.2	5.8
125,0°	6.5	6.8	7.2	7.2	4.8	2.1	6.2	5.8	5.8	5.5	5.1	4.8	4.8
127,5°	4.1	4.4	4.4	4.1	2.7	2.1	4.4	4.4	4.1	4.1	4.1	3.8	3.4
130,0°	2.7	2.7	3.4	2.7	2.1	1.4	3.4	3.4	3.4	3.1	2.7	2.7	2.7
132,5°	2.7	2.7	2.7	2.7	2.1	1.4	2.7	2.7	2.7	2.7	2.7	2.7	2.7
135,0°	2.1	2.1	2.1	2.1	1.4	1.4	2.7	2.7	2.7	2.7	2.7	2.1	2.1
137,5°	1.7	1.4	1.7	1.4	1.4	1.4	2.1	2.1	2.1	2.1	2.1	2.1	2.1
140,0°	1.4	1.4	1.4	1.4	0.7	0.7	1.4	1.4	1.4	1.4	1.4	1.4	1.4
142,5°	0.7	0.7	0.7	0.7	0.7	0.7	1.4	1.4	1.4	1.4	1.4	1.4	1.4
145,0°	0.7	0.7	0.7	0.7	0.7	0.7	1.4	1.4	1.4	1.4	1.4	1.4	1.4
147,5°	0.7	0.7	0.7	0.7	0.7	0.7	1.4	1.4	1.4	1.4	1.4	1.4	1.4
150,0°	0.0	0.0	0.0	0.0	0.0	0.0	0.0	0.0	0.0	0.0	0.0	0.0	0.0
165,0°	0.0	0.0	0.0	0.0	0.0	0.0	0.0	0.0	0.0	0.0	0.0	0.0	0.0
180,0°	0.0	0.0	0.0	0.0	0.0	0.0	0.0	0.0	0.0	0.0	0.0	0.0	0.0

C-planes	220° 320°	225° 315°	230° 310°	235° 305°	240° 300°	245° 295°	250° 290°	255° 285°	260° 280°	265° 275°	270°	Phi-zone	Total Phi-zone
γ	Luminous intensity in cd/klm											Luminous flux in lm/klm	
115,0°	6.5	5.8	5.1	4.8	4.8	4.8	4.8	4.8	4.4	3.4	2.7	2.1	990.2
117,5°	6.2	5.8	4.8	4.4	4.4	4.1	4.1	4.1	4.1	3.4	2.1	2.0	992.1
120,0°	6.2	5.5	4.8	4.4	4.1	4.1	4.1	4.1	4.1	2.7	2.1	1.8	993.9
122,5°	5.5	5.1	4.4	4.1	3.8	3.4	3.4	3.4	3.4	2.7	2.1	1.5	995.4
125,0°	4.4	4.1	3.8	3.4	3.1	2.7	2.7	2.7	2.7	2.4	2.1	1.2	996.6
127,5°	3.4	3.1	2.7	2.7	2.7	2.4	2.1	2.1	2.1	2.1	2.1	0.8	997.4
130,0°	2.7	2.7	2.4	2.1	2.1	2.1	2.1	2.1	1.7	1.4	1.4	0.6	998.0
132,5°	2.1	2.1	2.1	2.1	2.1	2.1	2.1	2.1	1.4	1.4	1.4	0.5	998.5
135,0°	2.1	2.1	2.1	2.1	2.1	1.4	1.4	1.4	1.4	1.4	1.4	0.4	998.9
137,5°	2.1	2.1	1.4	1.4	1.4	1.4	1.4	1.4	1.4	1.4	1.4	0.3	999.2
140,0°	1.4	1.4	1.4	1.4	1.4	1.4	1.4	1.0	1.0	1.4	1.4	0.2	999.5
142,5°	1.4	1.4	1.4	1.4	1.0	1.4	1.0	1.0	1.4	1.0	1.4	0.2	999.7
145,0°	1.4	1.4	1.4	1.4	1.4	0.7	0.7	1.4	1.0	1.4	0.7	0.2	999.8
147,5°	1.4	1.4	1.4	1.0	1.0	1.0	1.0	1.4	1.0	0.7	0.7	0.2	1000.0
150,0°	0.0	0.0	0.0	0.0	0.0	0.0	0.0	0.0	0.0	0.0	0.0	0.0	1000.0
165,0°	0.0	0.0	0.0	0.0	0.0	0.0	0.0	0.0	0.0	0.0	0.0	0.0	1000.0
180,0°	0.0	0.0	0.0	0.0	0.0	0.0	0.0	0.0	0.0	0.0	0.0	0.0	1000.0

## Photometric test report

<b>Family</b> CITY-LIGHT PLUS LED	<b>Order number: 5XA5275FF14H</b> <b>EAN: 4058352636152</b>	<b>LP number</b> 57131_31
--------------------------------------	--	------------------------------

<b>Dimming levels table</b>	environmental temperature: 25°C	<b>sITeco</b>
-----------------------------	---------------------------------	---------------

Luminous flux [%]	Dimming level linear	Dimming level logarithmic	Luminous flux [lm]	Power consumption [W]start of lifetime	Power consumption [W]end of lifetime	Power consumption [W]average
100	254	254	1440	10.5	10.8	10.6
95	241	252	1366	10.0	10.3	10.2
90	229	250	1298	9.4	9.8	9.6
85	216	248	1225	8.9	9.2	9.0
80	203	246	1151	8.3	8.7	8.5
75	190	243	1077	7.8	8.1	8.0
70	178	241	1009	7.3	7.6	7.4
65	165	238	935	6.9	7.1	7.0
60	152	235	862	6.4	6.6	6.5
55	140	232	794	5.9	6.1	6.0
50	127	229	720	5.4	5.6	5.5
45	114	225	646	5.0	5.2	5.1
40	102	221	578	4.6	4.7	4.6
35	89	216	505	4.1	4.3	4.2
30	76	210	431	3.7	3.8	3.8
28	72	208	408	3.5	3.7	3.6