
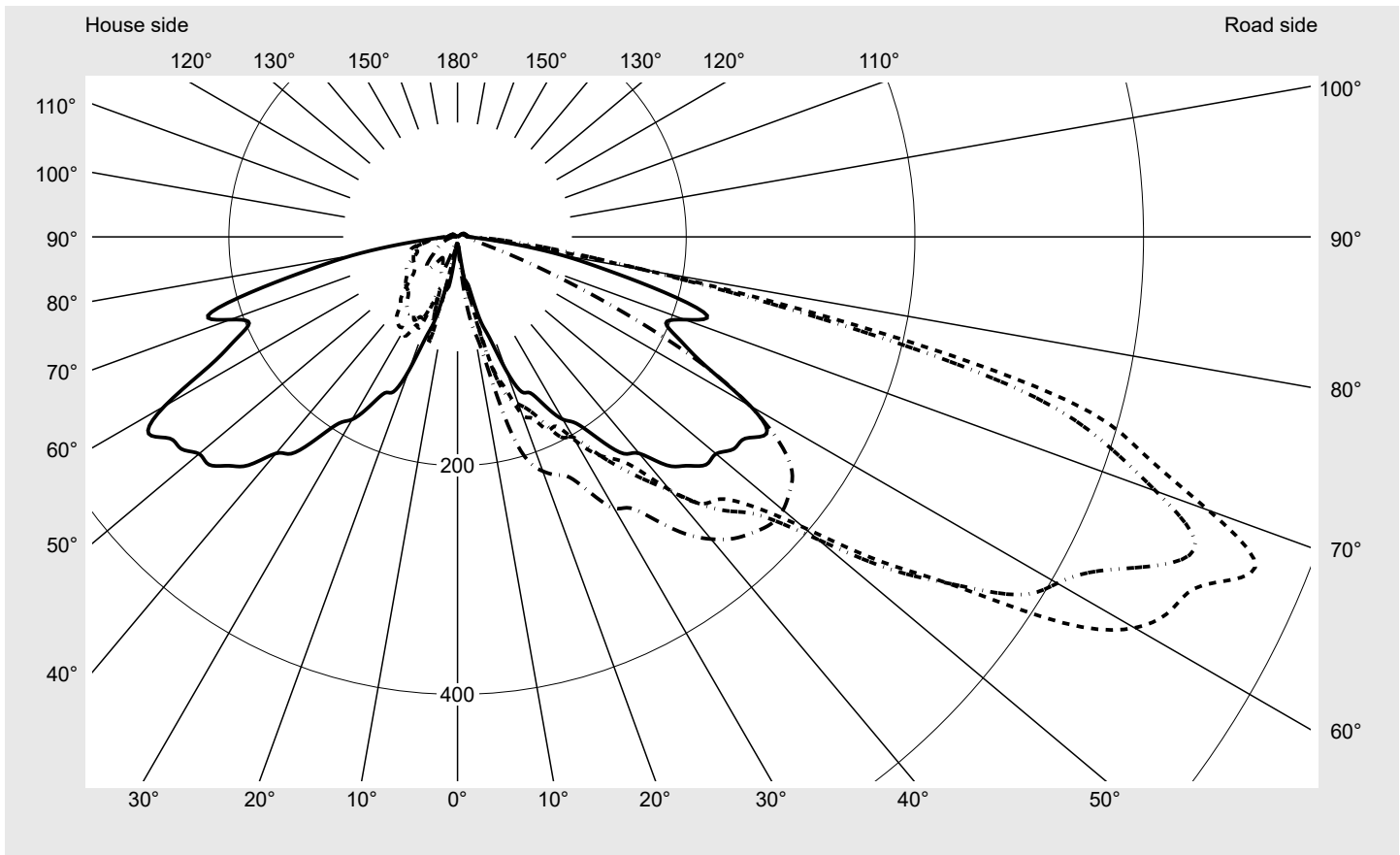


# Photometric test report

<b>Family</b> <b>LITEPOLE 2</b> 	<b>Order number: 5XA5425KF14H</b> <b>EAN: 4058352836613</b>	<b>LP number</b> <b>58892_31</b>
	<b>Version</b> post-top- or mounting to wall arm <b>Optic</b> asymmetric, wide distribution (ST1.2a) <b>Cover</b> cover transparent, PMMA <b>Lamps</b> LED 4000 K   CRI ≥ 70 <b>Controlgear</b> ECG SITECO iQ <b>Rated values</b> Net luminous flux = 1550 lm Power consumption = 10.0 W Luminous efficacy = 155 lm/W	<b>serial documentation</b> <b>08.07.2022</b>



**Luminous intensity in cd/klm** C180-0 C205-25 C210-30 C270-90 **Imax: 755 cd/klm**



Luminaire output ratios	
Eta	100.0%
Eta 0° - 90°	97.7%
Eta 90° - 180°	2.3%

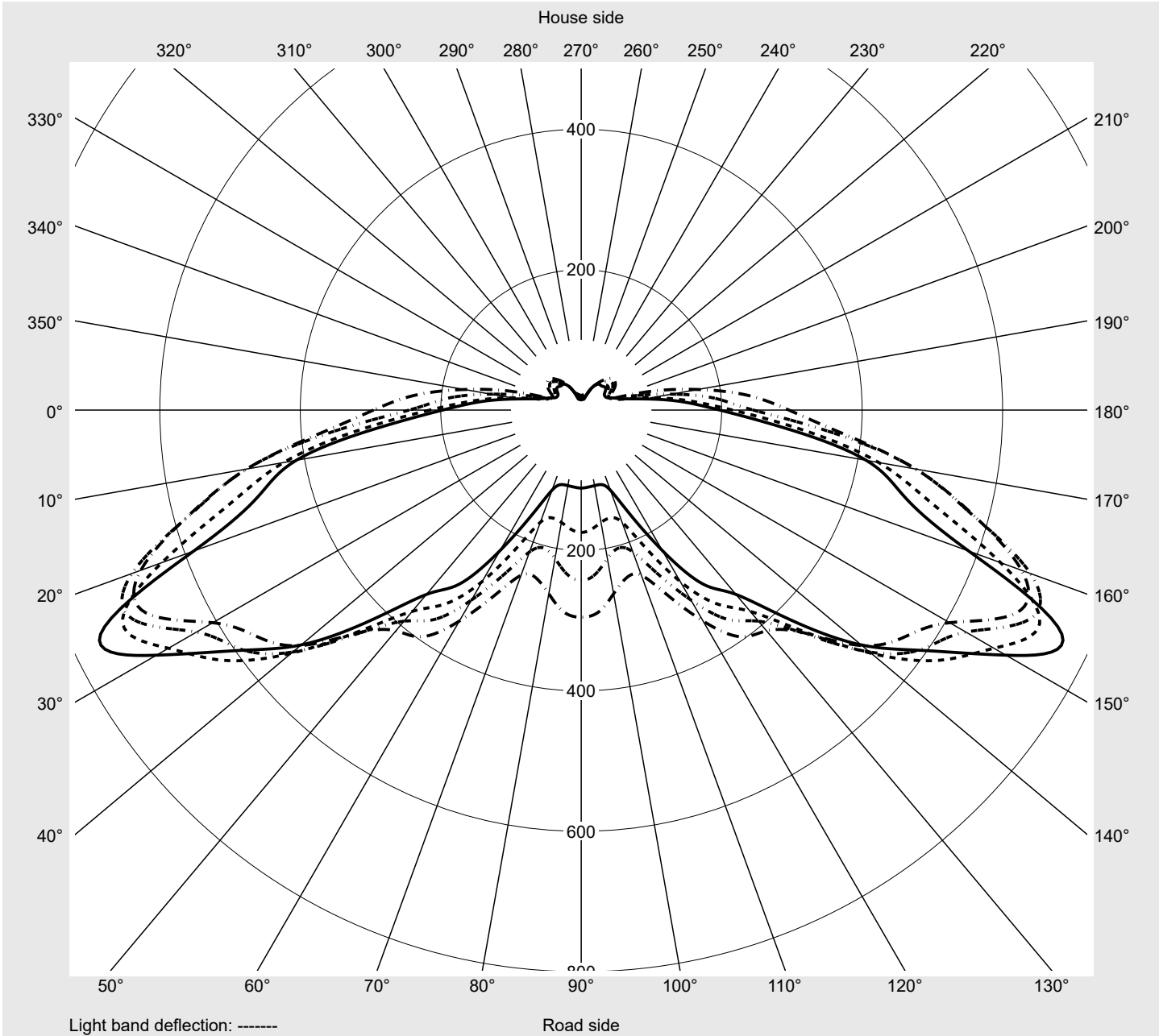
Luminous intensity class acc. to EN13201-2	
Class:	G1
Imax 70°	698.9
Imax 80°	182.5
Imax 90°	10.0
Imax >90°	9.4
Imax >95°	8.5

**Measurement conditions**  
DIN EN 13032 and DIN 5032

**Photometric test report**

<b>Family</b> <b>LITEPOLE 2</b>	<b>Order number: 5XA5425KF14H</b> <b>EAN: 4058352836613</b>	<b>LP number</b> <b>58892_31</b>
------------------------------------	--	-------------------------------------

**Envelope curve in cd/klm**      **KMK 67.5°**    **KMK 65°**    **KMK 62.5°**    **KMK 60°**      **siteco**



## Photometric test report

<b>Family</b> <b>LITEPOLE 2</b>	<b>Order number: 5XA5425KF14H</b> <b>EAN: 4058352836613</b>	<b>LP number</b> <b>58892_31</b>
<b>Table of values for luminous intensities</b>		<b>Maximum luminous intensity</b>
		<b>siteco</b>

C-planes	0° 180°	5° 175°	10° 170°	15° 165°	20° 160°	25° 155°	30° 150°	35° 145°	40° 140°	45° 135°	50° 130°	55° 125°	60° 120°
$\gamma$	Luminous intensity in cd/klm												
0,0°	6.3	6.3	6.3	6.3	6.3	6.3	6.3	6.3	6.3	6.3	6.3	6.3	6.3
2,5°	6.4	6.4	6.4	6.4	6.7	6.7	6.7	7.0	7.0	7.0	7.3	7.3	7.3
5,0°	7.9	8.5	8.8	9.4	10.6	11.8	12.8	13.7	14.3	15.2	15.8	16.7	17.3
7,5°	16.4	19.1	21.9	23.7	25.8	28.8	31.9	34.0	37.6	35.5	37.6	41.0	44.6
10,0°	44.3	39.8	41.3	44.9	45.5	41.6	42.5	43.7	49.8	52.5	58.6	66.2	72.9
12,5°	42.8	44.0	64.1	68.3	64.7	67.7	73.8	82.9	95.0	98.7	100.8	106.6	112.0
15,0°	73.5	57.7	66.8	78.0	98.4	118.1	121.8	108.4	132.1	142.7	147.0	152.4	147.9
17,5°	92.0	88.7	105.1	114.8	122.1	138.8	146.6	141.5	163.3	164.9	187.9	170.3	168.2
20,0°	124.2	133.0	164.0	160.9	153.6	165.5	155.8	141.2	152.4	149.4	173.4	172.2	187.6
22,5°	146.6	141.8	169.1	157.3	148.8	171.9	164.3	160.3	167.9	167.6	180.7	189.2	200.1
25,0°	150.6	143.9	167.9	175.5	169.7	186.1	180.0	190.7	186.1	181.6	182.2	193.7	204.9
27,5°	167.3	154.8	170.6	171.5	170.9	186.7	197.7	209.8	218.6	208.0	209.2	215.6	238.3
30,0°	184.3	181.9	213.1	209.8	201.3	205.2	202.2	214.7	235.9	237.1	242.6	238.3	242.9
32,5°	193.4	198.3	200.1	206.2	215.6	225.0	222.6	213.8	246.2	256.0	278.4	269.0	276.9
35,0°	216.2	204.9	219.2	221.3	221.3	236.8	245.0	245.0	271.7	273.3	293.3	300.9	309.7
37,5°	239.0	247.5	250.8	248.4	238.6	253.8	266.9	269.3	311.2	304.5	328.2	342.5	343.7
40,0°	247.1	249.9	258.4	272.0	273.0	289.4	290.3	284.2	336.1	337.3	357.7	362.8	363.4
42,5°	270.8	265.4	272.3	280.5	293.3	316.4	318.2	317.6	358.6	361.6	380.7	379.2	382.3
45,0°	283.0	269.3	291.2	303.3	316.4	324.3	339.4	344.0	377.7	386.8	400.8	394.4	402.0
47,5°	294.8	287.2	334.3	351.0	361.3	348.0	361.3	375.9	412.6	412.0	417.2	417.8	418.4
50,0°	295.1	318.8	382.9	400.2	407.2	395.3	411.7	443.0	439.6	425.4	433.0	426.0	416.3
52,5°	304.5	331.6	402.9	429.3	464.2	465.8	477.6	487.6	452.1	426.9	429.6	427.8	409.0
55,0°	307.3	338.2	410.5	453.6	532.2	532.6	529.8	527.4	481.8	443.6	435.7	431.8	396.8
57,5°	320.3	365.0	432.1	522.8	620.6	628.2	582.3	543.2	504.0	453.9	431.4	425.1	378.0
60,0°	295.7	371.3	483.7	578.1	667.4	683.8	605.7	562.9	521.9	448.8	410.5	394.1	347.0
62,5°	245.0	355.8	484.0	576.6	680.7	704.7	632.4	593.3	536.2	450.6	392.6	364.0	312.4
65,0°	215.6	313.9	430.2	518.6	635.5	720.2	678.6	621.5	538.9	444.8	374.4	337.0	282.1
67,5°	197.4	290.0	412.0	476.4	587.2	755.1	698.3	597.2	520.4	423.6	342.8	302.7	231.1
70,0°	211.6	315.5	422.0	462.1	580.2	698.9	650.1	553.2	482.2	384.1	308.2	269.0	194.6
72,5°	228.9	330.0	400.2	450.0	527.4	628.2	589.9	498.2	404.1	327.0	269.0	225.6	158.2
75,0°	187.0	284.8	359.8	405.9	477.0	551.7	497.6	403.5	297.9	245.9	208.0	183.4	134.2
77,5°	133.3	223.2	273.6	303.0	340.7	356.8	314.2	243.2	176.1	174.9	169.4	165.5	116.0
80,0°	93.5	123.3	148.8	175.2	182.5	166.7	164.9	143.0	122.1	101.4	97.2	101.4	63.8
82,5°	53.1	64.4	75.3	90.8	82.3	67.7	89.9	99.9	84.7	56.2	35.8	26.7	21.3
85,0°	26.4	32.5	35.8	48.6	28.5	31.0	48.3	61.6	41.9	26.1	15.5	13.4	12.4
87,5°	14.9	16.1	15.5	14.6	14.9	18.5	24.6	24.3	20.3	15.8	11.8	11.5	10.6
90,0°	8.8	10.0	10.0	10.0	10.0	10.0	10.0	10.0	10.0	10.0	10.0	9.7	9.7
92,5°	8.2	9.1	9.4	9.4	9.4	9.4	9.4	9.4	9.4	9.4	9.1	9.1	9.1
95,0°	7.6	8.5	8.8	8.8	8.8	8.8	9.1	8.8	8.8	8.5	8.5	8.5	9.1
97,5°	7.6	8.2	8.2	8.5	8.5	8.5	8.5	8.5	8.5	8.5	8.5	8.5	8.5
100,0°	7.0	7.6	7.9	7.9	7.9	7.9	7.9	7.9	7.9	7.9	7.9	7.9	7.9
102,5°	6.4	7.3	7.3	7.3	7.3	7.3	7.3	7.3	7.6	7.3	7.3	7.3	7.3
105,0°	6.4	6.7	6.7	6.7	7.0	7.0	7.3	7.3	7.3	7.3	7.3	7.3	7.3
107,5°	6.1	6.1	6.4	6.7	6.7	6.7	6.7	6.7	6.7	6.7	6.7	6.7	6.7
110,0°	5.5	6.1	6.1	6.1	6.1	6.4	6.1	6.4	6.4	6.7	6.7	6.7	6.7
112,5°	5.2	5.5	5.8	6.1	6.1	6.1	6.1	6.1	6.1	6.1	6.4	6.7	6.7

## Photometric test report

<b>Family</b> <b>LITEPOLE 2</b>	<b>Order number: 5XA5425KF14H</b> <b>EAN: 4058352836613</b>	<b>LP number</b> <b>58892_31</b>
<b>Table of values for luminous intensities</b>		<b>Maximum luminous intensity</b>
		<b>siteco</b>

C-planes	65° 115°	70° 110°	75° 105°	80° 100°	85° 95°	90°	185° 355°	190° 350°	195° 345°	200° 340°	205° 335°	210° 330°	215° 325°
γ	Luminous intensity in cd/klm												
0,0°	6.3	6.3	6.3	6.3	6.3	6.3	6.3	6.3	6.3	6.3	6.3	6.3	6.3
2,5°	7.3	7.3	7.3	7.6	7.3	7.3	6.1	6.1	6.1	6.1	6.1	6.1	6.1
5,0°	17.9	17.9	18.8	18.8	19.1	19.4	7.6	7.0	7.0	6.7	6.4	6.4	6.4
7,5°	47.1	50.7	52.5	53.4	55.6	57.7	14.6	12.8	10.3	8.8	7.6	7.0	7.0
10,0°	74.4	82.0	85.0	84.7	81.7	83.2	41.0	34.6	29.8	23.4	16.1	11.8	8.8
12,5°	109.3	114.5	112.3	116.9	109.9	108.1	48.9	42.2	47.7	39.5	34.3	28.8	24.6
15,0°	143.0	145.7	156.1	163.0	172.8	170.0	74.4	72.3	67.4	61.9	75.0	94.1	62.2
17,5°	170.6	182.2	188.5	203.1	204.6	205.2	77.4	85.0	82.3	51.9	63.2	58.3	55.9
20,0°	183.4	197.4	206.8	222.3	227.4	218.0	129.6	119.9	90.8	57.4	58.3	54.0	51.6
22,5°	212.8	216.8	217.7	224.7	231.1	225.3	100.2	133.9	126.3	95.3	84.7	75.3	64.7
25,0°	222.3	235.9	235.9	241.1	239.9	232.0	94.4	114.2	111.7	95.0	85.0	77.1	70.4
27,5°	250.5	242.3	249.9	255.3	258.1	252.6	113.9	134.5	112.3	105.1	97.5	82.0	66.8
30,0°	254.7	259.9	269.9	273.0	274.2	273.9	124.5	139.7	115.7	102.9	93.2	76.8	65.3
32,5°	295.1	294.5	293.3	286.9	286.0	281.2	120.2	153.6	133.0	106.9	93.5	79.5	65.0
35,0°	316.7	310.9	306.7	299.1	302.1	302.4	138.1	153.9	135.7	115.1	91.4	76.8	72.9
37,5°	336.1	325.2	321.2	313.9	323.4	327.3	164.0	175.8	141.8	121.1	87.4	72.9	76.5
40,0°	355.2	337.9	332.8	330.3	339.8	344.9	209.5	176.7	135.1	112.9	77.7	67.1	76.5
42,5°	378.6	352.5	341.9	341.9	353.4	357.7	241.1	191.0	149.4	123.9	73.5	64.1	75.6
45,0°	394.7	360.4	348.3	353.4	363.1	365.6	269.3	206.8	157.6	114.5	65.0	62.9	74.7
47,5°	397.7	362.5	351.3	357.4	368.6	371.6	283.6	218.9	160.3	106.6	57.4	61.3	71.7
50,0°	393.8	361.0	349.2	357.4	369.2	371.6	284.8	221.0	160.0	88.7	50.4	58.9	69.2
52,5°	375.0	344.3	340.1	350.1	362.5	366.2	284.8	224.4	155.5	76.5	47.4	55.9	65.9
55,0°	349.2	320.6	320.9	333.4	350.1	357.1	287.2	223.8	143.0	67.7	44.9	53.4	63.8
57,5°	320.9	283.9	288.1	305.4	325.8	333.4	281.2	210.1	123.0	56.5	44.3	52.5	61.6
60,0°	290.9	250.5	247.8	265.7	288.4	295.1	239.0	168.8	103.5	50.1	44.0	51.0	58.9
62,5°	257.2	215.0	203.7	214.7	234.4	242.9	191.6	130.6	79.2	48.6	43.4	46.2	53.7
65,0°	215.9	170.0	159.1	162.4	170.3	174.3	153.0	100.8	59.5	48.6	42.5	42.5	46.2
67,5°	163.0	121.4	109.9	109.3	110.2	111.1	141.5	91.4	62.2	50.1	41.6	39.2	40.4
70,0°	132.4	90.8	73.5	65.9	65.0	65.6	140.3	90.8	69.8	50.7	41.0	37.3	38.0
72,5°	107.5	69.5	45.2	36.4	35.2	36.4	148.8	86.8	69.8	51.3	42.5	37.6	35.5
75,0°	85.3	50.1	30.1	24.0	22.2	21.9	112.9	71.4	54.7	45.2	42.2	37.3	33.1
77,5°	61.0	29.8	21.6	17.9	16.7	16.4	78.6	54.7	50.1	38.6	38.0	35.5	30.4
80,0°	29.8	17.3	15.5	14.3	14.0	14.0	60.4	42.2	42.5	33.7	31.9	28.8	25.5
82,5°	14.3	12.4	12.1	12.1	12.4	12.8	42.5	33.1	32.8	29.1	26.1	24.3	21.3
85,0°	11.5	10.9	10.9	10.9	10.9	10.9	22.8	22.5	25.5	23.4	21.0	18.5	15.8
87,5°	10.6	10.3	10.3	10.3	10.3	10.3	15.5	15.8	18.5	18.8	16.7	14.9	13.4
90,0°	9.7	9.7	9.7	9.7	9.7	9.7	9.4	9.1	9.1	8.5	8.5	7.9	7.6
92,5°	9.1	9.1	9.1	9.1	9.1	9.1	8.8	8.2	8.2	8.2	7.6	7.0	7.0
95,0°	9.1	8.8	8.5	8.8	8.8	9.1	8.2	7.6	7.6	7.3	7.0	6.7	6.4
97,5°	8.5	8.5	8.5	8.5	8.5	8.5	7.6	7.6	7.0	7.0	6.4	6.4	6.1
100,0°	7.9	7.9	7.9	7.9	7.9	7.9	7.0	7.0	7.0	6.4	6.4	5.8	5.8
102,5°	7.3	7.3	7.3	7.6	7.3	7.9	6.7	6.7	6.4	6.4	5.8	5.8	5.5
105,0°	7.3	7.3	7.3	7.3	7.3	7.3	6.1	6.1	6.1	5.8	5.5	5.2	5.2
107,5°	6.7	7.0	7.0	7.0	7.0	7.3	6.1	5.8	5.5	5.5	5.2	4.9	4.9
110,0°	6.7	6.7	6.7	6.7	6.7	6.7	5.5	5.5	5.5	5.2	4.9	4.6	4.6
112,5°	6.7	6.7	6.7	6.7	6.7	6.7	5.5	5.2	4.9	4.9	4.6	4.3	4.3

## Photometric test report

<b>Family</b> <b>LITEPOLE 2</b>	<b>Order number: 5XA5425KF14H</b> <b>EAN: 4058352836613</b>	<b>LP number</b> <b>58892_31</b>
<b>Table of values for luminous intensities</b>		<b>Maximum luminous intensity</b>
		<b>sitEco</b>

C-planes	220° 320°	225° 315°	230° 310°	235° 305°	240° 300°	245° 295°	250° 290°	255° 285°	260° 280°	265° 275°	270°	Phi-zone	Total Phi-zone
γ	Luminous intensity in cd/klm											Luminous flux in lm/klm	
0,0°	6.3	6.3	6.3	6.3	6.3	6.3	6.3	6.3	6.3	6.3	6.3	0.0	0.0
2,5°	6.1	6.1	6.1	6.1	6.1	6.1	6.1	6.1	6.4	6.4	6.4	0.1	0.1
5,0°	6.1	6.1	6.1	6.1	6.1	6.1	6.1	6.1	6.4	6.4	6.1	0.2	0.3
7,5°	6.7	6.4	6.4	6.1	6.1	6.1	6.1	6.1	5.8	6.1	6.1	0.8	1.2
10,0°	7.6	6.7	6.7	6.1	6.1	6.1	6.1	6.1	5.8	6.1	6.1	1.8	2.9
12,5°	19.1	11.2	7.3	6.7	6.1	6.1	6.1	6.1	5.8	5.8	6.1	3.3	6.2
15,0°	41.6	32.2	27.0	20.3	9.1	7.3	6.7	6.4	6.4	6.1	6.1	5.9	12.1
17,5°	46.5	34.3	35.5	28.8	25.5	22.2	19.1	9.4	7.6	7.6	7.3	8.2	20.2
20,0°	38.9	35.2	31.9	27.3	25.5	25.2	24.9	21.3	20.0	16.4	14.6	10.5	30.7
22,5°	38.0	27.9	25.2	25.5	22.8	22.8	24.0	24.3	27.9	31.9	32.8	12.7	43.4
25,0°	38.3	23.7	24.0	20.3	21.0	22.8	25.2	28.5	29.8	30.1	32.2	14.6	57.9
27,5°	39.2	26.4	23.4	22.2	19.7	21.9	27.3	30.1	31.3	29.8	27.9	17.2	75.2
30,0°	44.9	38.0	30.4	25.2	25.5	27.6	29.5	28.8	27.3	26.4	25.5	20.2	95.4
32,5°	56.5	51.6	45.8	38.3	33.4	31.9	31.9	28.2	26.4	24.3	23.7	23.4	118.8
35,0°	72.0	60.4	51.0	40.4	36.1	34.6	33.1	29.5	26.7	24.0	22.5	26.9	145.7
37,5°	83.2	74.4	64.4	53.7	46.8	41.3	37.6	33.1	29.8	26.4	24.3	31.4	177.1
40,0°	83.8	75.6	67.1	58.0	52.5	47.4	43.7	39.5	36.1	33.4	32.8	35.2	212.3
42,5°	81.1	72.6	64.4	57.7	52.8	48.9	44.6	41.0	39.8	38.6	38.3	39.2	251.5
45,0°	80.5	72.0	64.7	58.3	52.5	47.1	43.1	41.3	39.8	38.3	37.6	42.8	294.3
47,5°	77.7	71.4	63.5	57.1	51.6	46.5	41.9	38.9	37.6	37.0	36.4	46.7	341.0
50,0°	75.9	72.0	63.5	55.6	49.8	43.7	38.9	36.4	34.9	33.7	32.8	50.5	391.5
52,5°	72.6	68.9	61.9	55.6	48.6	41.3	36.4	33.4	31.0	29.5	29.1	53.6	445.1
55,0°	70.1	67.1	61.3	54.3	47.7	40.7	34.0	30.4	28.2	26.4	25.5	56.3	501.4
57,5°	67.4	65.9	60.7	52.5	44.0	37.0	30.1	27.6	26.1	24.6	23.7	58.9	560.4
60,0°	62.9	63.5	57.7	50.7	42.5	34.9	26.7	24.3	22.5	21.6	20.6	59.3	619.7
62,5°	58.3	57.1	53.1	48.6	41.3	34.3	24.3	21.3	20.0	19.1	18.8	57.8	677.5
65,0°	50.4	50.4	48.0	46.5	41.6	34.0	24.6	19.1	17.9	16.7	16.4	54.7	732.2
67,5°	45.5	46.8	44.9	44.9	41.3	34.0	24.0	16.7	15.5	14.9	14.6	51.4	783.6
70,0°	41.0	42.2	43.1	42.5	38.6	31.3	22.2	14.3	13.4	12.8	12.8	48.4	832.0
72,5°	35.2	36.1	37.0	38.9	36.4	28.5	21.3	14.0	11.8	11.5	11.5	44.3	876.3
75,0°	32.2	32.8	33.7	33.1	30.7	24.0	19.7	14.9	10.3	10.0	10.3	37.5	913.8
77,5°	28.2	28.8	27.0	24.6	21.3	16.4	13.4	11.8	9.1	8.5	8.5	27.2	941.0
80,0°	23.1	21.3	19.4	17.9	15.5	12.4	9.7	8.2	7.6	7.3	7.3	16.4	957.5
82,5°	19.1	16.1	14.0	12.4	12.1	11.8	10.0	7.6	6.4	6.1	6.1	9.4	966.9
85,0°	13.7	11.5	10.3	9.7	9.1	9.4	8.5	7.3	5.8	5.5	5.5	5.5	972.4
87,5°	10.9	9.4	7.9	7.3	7.0	7.3	6.4	5.5	5.2	4.9	4.9	3.5	975.9
90,0°	7.3	6.7	6.4	5.8	5.5	5.2	4.6	4.6	4.3	4.3	4.3	2.3	978.1
92,5°	6.4	6.1	5.8	5.2	5.2	4.6	4.6	3.9	3.9	3.6	3.6	2.1	980.2
95,0°	6.1	5.8	5.2	5.2	4.6	4.3	3.9	3.9	3.6	3.6	3.6	2.0	982.2
97,5°	5.8	5.5	5.2	4.9	4.6	4.3	3.9	3.9	3.6	3.6	3.6	1.9	984.1
100,0°	5.2	5.2	4.6	4.6	4.6	4.3	3.9	3.6	3.6	3.6	3.6	1.8	985.9
102,5°	5.2	5.2	4.6	4.6	4.3	3.9	3.9	3.6	3.6	3.6	3.0	1.7	987.5
105,0°	4.9	4.6	4.6	4.3	3.9	3.9	3.6	3.6	3.3	3.0	3.0	1.6	989.1
107,5°	4.6	4.6	4.3	3.9	3.6	3.6	3.3	3.0	3.0	3.0	3.0	1.5	990.5
110,0°	4.3	4.3	3.9	3.6	3.6	3.3	3.3	3.0	3.0	3.0	3.0	1.4	991.9
112,5°	4.3	3.9	3.6	3.6	3.3	3.3	3.0	3.0	3.0	3.0	3.0	1.3	993.2

## Photometric test report

<b>Family</b> <b>LITEPOLE 2</b>	<b>Order number: 5XA5425KF14H</b> <b>EAN: 4058352836613</b>	<b>LP number</b> <b>58892_31</b>
<b>Table of values for luminous intensities</b>		<b>Maximum luminous intensity</b>
		<b>siteco</b>

C-planes	0° 180°	5° 175°	10° 170°	15° 165°	20° 160°	25° 155°	30° 150°	35° 145°	40° 140°	45° 135°	50° 130°	55° 125°	60° 120°
γ	Luminous intensity in cd/klm												
115,0°	5.2	5.5	5.5	5.5	5.5	5.8	5.8	6.1	5.8	6.1	6.1	6.1	6.1
117,5°	4.9	4.9	5.2	5.2	5.5	5.5	5.5	5.5	5.5	5.8	5.8	5.8	6.1
120,0°	4.3	4.9	4.9	4.9	4.9	4.9	5.2	5.2	5.5	5.5	5.5	5.5	5.5
122,5°	4.3	4.3	4.3	4.6	4.3	4.6	4.6	4.6	4.9	4.9	4.9	5.2	5.2
125,0°	3.3	3.3	3.3	3.6	3.9	3.9	3.9	3.9	3.9	3.9	3.9	4.3	4.3
127,5°	2.4	2.4	2.4	2.4	2.4	2.7	2.7	2.7	2.7	2.7	2.7	2.7	2.7
130,0°	1.8	1.8	1.8	1.5	1.5	1.5	1.5	1.2	1.2	1.2	1.5	1.5	1.5
132,5°	1.2	1.2	1.2	1.2	1.2	1.2	1.2	1.2	1.2	1.2	1.2	1.2	1.2
135,0°	1.2	1.2	1.2	1.2	1.2	1.2	1.2	0.9	1.2	0.9	0.9	0.9	0.9
137,5°	1.2	1.2	0.9	0.9	0.6	0.6	0.6	0.6	0.6	0.6	0.6	0.6	0.6
140,0°	0.6	0.6	0.6	0.6	0.6	0.6	0.6	0.6	0.6	0.6	0.6	0.6	0.6
142,5°	0.6	0.6	0.6	0.6	0.6	0.6	0.6	0.6	0.6	0.6	0.6	0.6	0.6
145,0°	0.0	0.0	0.0	0.0	0.0	0.0	0.0	0.0	0.0	0.0	0.0	0.0	0.0
147,5°	0.0	0.0	0.0	0.0	0.0	0.0	0.0	0.0	0.0	0.0	0.0	0.0	0.0
150,0°	0.0	0.0	0.0	0.0	0.0	0.0	0.0	0.0	0.0	0.0	0.0	0.0	0.0
152,5°	0.0	0.0	0.0	0.0	0.0	0.0	0.0	0.0	0.0	0.0	0.0	0.0	0.0
155,0°	0.0	0.0	0.0	0.0	0.0	0.0	0.0	0.0	0.0	0.0	0.0	0.0	0.0
157,5°	0.0	0.0	0.0	0.0	0.0	0.0	0.0	0.0	0.0	0.0	0.0	0.0	0.0
160,0°	0.0	0.0	0.0	0.0	0.0	0.0	0.0	0.0	0.0	0.0	0.0	0.0	0.0
162,5°	0.0	0.0	0.0	0.0	0.0	0.0	0.0	0.0	0.0	0.0	0.0	0.0	0.0
165,0°	0.0	0.0	0.0	0.0	0.0	0.0	0.0	0.0	0.0	0.0	0.0	0.0	0.0
167,5°	0.0	0.0	0.0	0.0	0.0	0.0	0.0	0.0	0.0	0.0	0.0	0.0	0.0
170,0°	0.0	0.0	0.0	0.0	0.0	0.0	0.0	0.0	0.0	0.0	0.0	0.0	0.0
172,5°	0.0	0.0	0.0	0.0	0.0	0.0	0.0	0.0	0.0	0.0	0.0	0.0	0.0
175,0°	0.0	0.0	0.0	0.0	0.0	0.0	0.0	0.0	0.0	0.0	0.0	0.0	0.0
177,5°	0.0	0.0	0.0	0.0	0.0	0.0	0.0	0.0	0.0	0.0	0.0	0.0	0.0
180,0°	0.0	0.0	0.0	0.0	0.0	0.0	0.0	0.0	0.0	0.0	0.0	0.0	0.0

## Photometric test report

<b>Family</b> <b>LITEPOLE 2</b>	<b>Order number: 5XA5425KF14H</b> <b>EAN: 4058352836613</b>	<b>LP number</b> <b>58892_31</b>
<b>Table of values for luminous intensities</b>		<b>Maximum luminous intensity</b>
		<b>siteco</b>

C-planes	65° 115°	70° 110°	75° 105°	80° 100°	85° 95°	90°	185° 355°	190° 350°	195° 345°	200° 340°	205° 335°	210° 330°	215° 325°
$\gamma$	Luminous intensity in cd/klm												
115,0°	6.1	6.4	6.1	6.4	6.7	6.7	4.9	4.9	4.9	4.6	4.3	4.3	4.3
117,5°	6.1	6.1	6.1	6.1	6.1	6.1	4.9	4.6	4.6	4.3	4.3	3.9	3.9
120,0°	5.5	5.8	6.1	6.1	6.1	6.1	4.3	4.3	4.3	3.9	3.9	3.6	3.6
122,5°	5.2	5.5	5.5	5.5	5.5	5.5	4.3	3.9	3.9	3.6	3.6	3.3	3.3
125,0°	4.3	4.3	4.6	4.3	4.3	4.3	3.0	3.3	3.3	3.0	3.0	2.7	2.7
127,5°	2.7	2.7	2.7	3.0	3.0	3.0	2.4	2.1	2.1	2.1	2.1	2.1	2.1
130,0°	1.5	1.5	1.5	1.8	1.8	1.8	1.8	1.8	1.8	1.8	1.8	1.8	1.5
132,5°	1.2	1.2	1.2	1.2	1.2	1.2	1.2	1.2	1.2	1.2	1.5	1.2	1.5
135,0°	1.2	1.2	1.2	1.2	0.9	1.2	1.2	1.2	1.2	1.2	1.2	1.2	1.2
137,5°	0.6	0.6	0.6	0.6	0.6	0.6	1.2	1.2	1.2	1.2	1.2	1.2	1.2
140,0°	0.6	0.6	0.6	0.6	0.6	0.6	0.6	0.9	0.9	0.9	1.2	0.9	1.2
142,5°	0.6	0.0	0.0	0.3	0.6	0.6	0.6	0.6	0.6	0.6	0.6	0.6	0.6
145,0°	0.0	0.0	0.0	0.0	0.0	0.0	0.0	0.0	0.0	0.0	0.0	0.0	0.0
147,5°	0.0	0.0	0.0	0.0	0.0	0.0	0.0	0.0	0.0	0.0	0.0	0.0	0.0
150,0°	0.0	0.0	0.0	0.0	0.0	0.0	0.0	0.0	0.0	0.0	0.0	0.0	0.0
152,5°	0.0	0.0	0.0	0.0	0.0	0.0	0.0	0.0	0.0	0.0	0.0	0.0	0.0
155,0°	0.0	0.0	0.0	0.0	0.0	0.0	0.0	0.0	0.0	0.0	0.0	0.0	0.0
157,5°	0.0	0.0	0.0	0.0	0.0	0.0	0.0	0.0	0.0	0.0	0.0	0.0	0.0
160,0°	0.0	0.0	0.0	0.0	0.0	0.0	0.0	0.0	0.0	0.0	0.0	0.0	0.0
162,5°	0.0	0.0	0.0	0.0	0.0	0.0	0.0	0.0	0.0	0.0	0.0	0.0	0.0
165,0°	0.0	0.0	0.0	0.0	0.0	0.0	0.0	0.0	0.0	0.0	0.0	0.0	0.0
167,5°	0.0	0.0	0.0	0.0	0.0	0.0	0.0	0.0	0.0	0.0	0.0	0.0	0.0
170,0°	0.0	0.0	0.0	0.0	0.0	0.0	0.0	0.0	0.0	0.0	0.0	0.0	0.0
172,5°	0.0	0.0	0.0	0.0	0.0	0.0	0.0	0.0	0.0	0.0	0.0	0.0	0.0
175,0°	0.0	0.0	0.0	0.0	0.0	0.0	0.0	0.0	0.0	0.0	0.0	0.0	0.0
177,5°	0.0	0.0	0.0	0.0	0.0	0.0	0.0	0.0	0.0	0.0	0.0	0.0	0.0
180,0°	0.0	0.0	0.0	0.0	0.0	0.0	0.0	0.0	0.0	0.0	0.0	0.0	0.0

## Photometric test report

<b>Family</b> <b>LITEPOLE 2</b>	<b>Order number: 5XA5425KF14H</b> <b>EAN: 4058352836613</b>	<b>LP number</b> <b>58892_31</b>
<b>Table of values for luminous intensities</b>		<b>Maximum luminous intensity</b>
		<b>sITeco</b>

C-planes	220° 320°	225° 315°	230° 310°	235° 305°	240° 300°	245° 295°	250° 290°	255° 285°	260° 280°	265° 275°	270°	Phi-zone	Total Phi-zone
γ	Luminous intensity in cd/klm											Luminous flux in lm/klm	
115,0°	3.9	3.9	3.6	3.6	3.3	3.3	3.0	3.0	3.0	3.0	3.0	1.2	994.4
117,5°	3.6	3.6	3.3	3.3	3.0	3.0	2.7	2.7	2.7	2.7	2.4	1.1	995.6
120,0°	3.3	3.3	3.0	3.0	3.0	2.7	2.7	2.7	2.4	2.4	2.4	1.0	996.6
122,5°	3.3	3.0	3.0	2.7	2.7	2.7	2.4	2.4	2.4	2.4	2.4	0.9	997.5
125,0°	2.7	2.7	2.4	2.4	2.4	2.1	2.1	2.1	2.1	1.8	1.8	0.7	998.3
127,5°	2.1	2.1	2.1	2.1	1.8	1.8	1.8	1.8	1.8	1.8	1.8	0.5	998.8
130,0°	1.8	1.8	1.8	1.5	1.5	1.5	1.5	1.5	1.2	1.2	1.2	0.3	999.1
132,5°	1.5	1.5	1.5	1.5	1.5	1.5	1.2	1.2	1.2	1.2	1.2	0.3	999.4
135,0°	1.2	1.2	1.2	1.2	1.2	1.2	1.2	1.2	1.2	1.2	1.2	0.2	999.6
137,5°	1.2	1.2	1.2	1.2	1.2	1.2	1.2	1.2	1.2	1.2	1.2	0.2	999.8
140,0°	1.2	1.2	0.9	0.9	1.2	0.9	0.9	1.2	0.9	0.6	0.6	0.1	999.9
142,5°	0.6	0.6	0.6	0.6	0.9	0.6	0.6	0.6	0.6	0.6	0.6	0.1	1000.0
145,0°	0.0	0.0	0.0	0.0	0.0	0.0	0.0	0.0	0.0	0.0	0.0	0.0	1000.0
147,5°	0.0	0.0	0.0	0.0	0.0	0.0	0.0	0.0	0.0	0.0	0.0	0.0	1000.0
150,0°	0.0	0.0	0.0	0.0	0.0	0.0	0.0	0.0	0.0	0.0	0.0	0.0	1000.0
152,5°	0.0	0.0	0.0	0.0	0.0	0.0	0.0	0.0	0.0	0.0	0.0	0.0	1000.0
155,0°	0.0	0.0	0.0	0.0	0.0	0.0	0.0	0.0	0.0	0.0	0.0	0.0	1000.0
157,5°	0.0	0.0	0.0	0.0	0.0	0.0	0.0	0.0	0.0	0.0	0.0	0.0	1000.0
160,0°	0.0	0.0	0.0	0.0	0.0	0.0	0.0	0.0	0.0	0.0	0.0	0.0	1000.0
162,5°	0.0	0.0	0.0	0.0	0.0	0.0	0.0	0.0	0.0	0.0	0.0	0.0	1000.0
165,0°	0.0	0.0	0.0	0.0	0.0	0.0	0.0	0.0	0.0	0.0	0.0	0.0	1000.0
167,5°	0.0	0.0	0.0	0.0	0.0	0.0	0.0	0.0	0.0	0.0	0.0	0.0	1000.0
170,0°	0.0	0.0	0.0	0.0	0.0	0.0	0.0	0.0	0.0	0.0	0.0	0.0	1000.0
172,5°	0.0	0.0	0.0	0.0	0.0	0.0	0.0	0.0	0.0	0.0	0.0	0.0	1000.0
175,0°	0.0	0.0	0.0	0.0	0.0	0.0	0.0	0.0	0.0	0.0	0.0	0.0	1000.0
177,5°	0.0	0.0	0.0	0.0	0.0	0.0	0.0	0.0	0.0	0.0	0.0	0.0	1000.0
180,0°	0.0	0.0	0.0	0.0	0.0	0.0	0.0	0.0	0.0	0.0	0.0	0.0	1000.0



## Photometric test report

Family <b>LITEPOLE 2</b>	Order number: <b>5XA5425KF14H</b> EAN: <b>4058352836613</b>	LP number <b>58892_31</b>
-----------------------------	--	------------------------------

<b>Dimming levels table</b>	environmental temperature: 25°C	<b>siteco</b>
-----------------------------	---------------------------------	---------------

Luminous flux %	Dimming level linear	Dimming level logarithmic	Luminous flux [lm]	Power consumption [W]	Power consumption [W]	Power consumption [W]
				start of lifetime	end of lifetime	average
100	254	254	1550	10.0	10.4	10.2
95	241	252	1471	9.5	9.9	9.7
90	229	250	1397	9.0	9.3	9.2
85	216	248	1318	8.5	8.8	8.6
80	203	246	1239	8.0	8.3	8.2
75	190	243	1159	7.6	7.7	7.6
70	178	241	1086	7.1	7.3	7.2
65	165	238	1007	6.6	6.8	6.7
60	152	235	928	6.1	6.4	6.2
55	140	232	854	5.7	5.9	5.8
50	127	229	775	5.3	5.5	5.4
45	114	225	696	4.8	5.0	4.9
40	102	221	622	4.4	4.6	4.5
35	89	216	543	4.0	4.1	4.0
30	76	210	464	3.6	3.7	3.6
30	75	209	458	3.5	3.7	3.6