

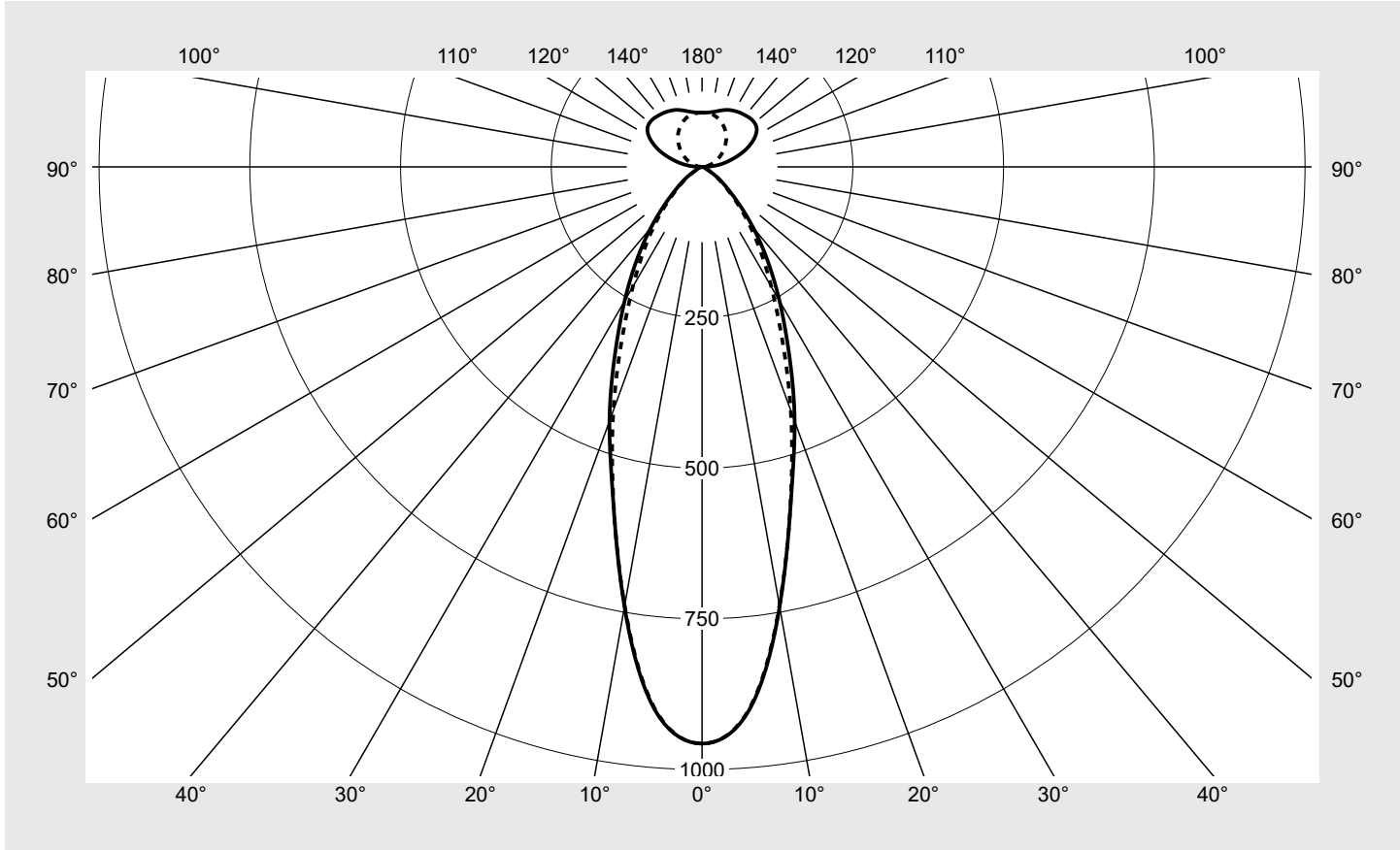


Photometric test report

Family Silica® 21	Order number: 51MX35DB49WB EAN: 4058352887035	LP number 59282_76
	Version Suspended luminaire, reflector, white, direct-/indirect distribution, narrow distribution, UGR≤16 (L65≤3000cd/m²) Lamps LED 4000 K CRI ≥ 80 Controlgear ECG-DALI Rated values Net luminous flux = 8850 lm Power consumption = 50.7 W Luminous efficacy = 174.6 lm/W	serial documentation 02.08.2023 

Luminous intensity in cd/klm **C180-0** **C270-90** **Imax: 957 cd/klm**



Classifications	
DIN 5040	B 7 2
CIE	N1=84 N2=98 N3=100 N4=61 N5=100

Luminaire light output ratios	
η_{LB}	100.0%
ϕ_u	60.8%
ϕ_o	39.2%

Measurement conditions
DIN EN 13032 and DIN 5032

Photometric test report

Family Silica® 21	Order number: 51MX35DB49WB EAN: 4058352887035	LP number 59282_76
Table of values for luminous intensities		Maximum luminous intensity
		siteco

C-planes γ	0° 180°	15°	30°	45°	60°	75°	90° 270°	Phi-zone	Total Phi-zone
		165° 195° 345°	150° 210° 330°	135° 225° 315°	120° 240° 300°	105° 255° 285°			
Luminous intensity in cd/klm								Luminous flux in lm/klm	
0°	957.0	957.0	957.0	957.0	957.0	957.0	957.0	5.7	5.7
5°	903.7	904.8	903.5	903.5	903.5	903.6	902.1	43.2	48.9
10°	741.0	743.3	751.7	757.4	754.0	741.9	739.1	71.2	120.1
15°	570.3	575.7	585.0	591.1	585.1	573.7	568.6	82.3	202.4
20°	448.9	449.4	439.6	429.0	425.9	427.3	430.0	81.6	284.0
25°	341.1	338.3	316.4	299.3	306.2	313.5	313.6	73.4	357.4
30°	256.9	254.3	229.0	215.1	226.4	235.7	229.7	64.1	421.5
35°	189.0	189.2	168.7	158.3	167.9	176.3	167.2	54.4	475.9
40°	132.4	132.9	121.3	115.3	121.6	124.9	117.6	43.5	519.4
45°	85.9	86.0	81.6	79.5	82.6	81.6	77.5	31.9	551.3
50°	53.4	54.3	53.5	53.3	54.1	51.5	48.8	22.2	573.5
55°	32.8	33.7	34.4	34.7	34.8	31.8	29.9	15.0	588.5
60°	14.9	16.6	21.1	21.9	21.1	16.6	14.8	8.9	597.4
65°	8.2	8.9	10.2	10.3	10.2	8.6	8.1	4.7	602.1
70°	5.0	5.1	5.0	5.6	5.1	5.2	5.1	2.7	604.7
75°	2.2	2.3	2.5	2.6	2.6	2.4	2.3	1.3	606.0
80°	1.1	1.1	1.2	1.2	1.2	1.2	1.2	0.6	606.7
85°	0.9	0.9	0.9	0.8	0.8	0.8	0.8	0.5	607.1
90°	4.5	4.4	4.7	4.6	2.7	0.9	0.3	1.8	608.9
95°	21.0	21.5	23.0	21.8	14.0	7.2	3.7	9.1	618.0
100°	37.6	38.6	39.0	34.1	22.9	12.9	8.5	15.4	633.4
105°	53.9	55.1	54.0	46.1	31.5	19.6	14.3	21.2	654.6
110°	72.5	72.8	68.2	56.8	40.4	26.4	20.5	26.7	681.3
115°	88.6	87.8	81.0	66.6	49.1	33.4	27.3	31.1	712.4
120°	101.9	100.3	91.4	74.6	57.1	40.1	34.0	34.1	746.5
125°	110.6	107.6	97.7	81.9	63.9	46.5	41.1	35.4	782.0
130°	113.6	111.1	100.7	86.2	69.0	53.1	48.2	35.1	817.0
135°	113.4	111.1	101.9	89.1	73.1	59.3	55.4	33.5	850.5
140°	111.6	109.9	102.2	91.2	76.6	65.1	62.8	31.2	881.8
145°	109.7	108.6	102.1	92.3	79.8	70.5	68.8	28.4	910.2
150°	107.2	106.7	101.0	92.2	82.4	75.7	74.3	25.1	935.3
155°	104.3	104.0	98.4	91.9	84.5	80.3	79.2	21.3	956.6
160°	100.1	99.9	95.5	91.1	86.2	83.9	83.7	17.1	973.7
165°	95.7	95.2	92.9	90.0	88.0	86.8	86.9	12.9	986.6
170°	92.3	91.9	91.3	90.1	89.2	89.1	89.1	8.6	995.2
175°	90.4	90.3	89.9	89.7	89.7	89.7	89.7	4.3	999.5
180°	89.9	89.9	89.9	89.9	89.9	89.9	89.9	0.5	1000.0

Photometric test report

Family Silica® 21	Order number: 51MX35DB49WB EAN: 4058352887035	LP number 59282_76
-----------------------------	--	------------------------------

UGR-Table	Standard room	siteco
------------------	----------------------	---------------

Reflection factor of ceiling	0.7	0.7	0.5	0.5	0.3	0.7	0.7	0.5	0.5	0.3	
Reflection factor of walls	0.5	0.3	0.5	0.3	0.3	0.5	0.3	0.5	0.3	0.3	
Reflection factor of floor	0.2	0.2	0.2	0.2	0.2	0.2	0.2	0.2	0.2	0.2	
Room dimensions	View crosswise (C0)					View endwise (C90)					
x	y										
2H	2H	15.0	15.9	15.9	16.7	17.7	14.8	15.6	15.6	16.4	17.5
	3H	14.9	15.6	15.7	16.5	17.5	14.6	15.4	15.5	16.2	17.3
	4H	14.8	15.4	15.6	16.3	17.4	14.5	15.2	15.4	16.1	17.2
	6H	14.6	15.2	15.5	16.1	17.2	14.4	15.0	15.3	15.9	17.0
	8H	14.5	15.1	15.4	16.0	17.1	14.3	14.8	15.2	15.7	16.8
	12H	14.4	14.9	15.3	15.8	17.0	14.2	14.7	15.1	15.6	16.8
4H	2H	14.9	15.6	15.7	16.4	17.5	14.6	15.2	15.4	16.1	17.2
	3H	14.7	15.3	15.6	16.2	17.3	14.5	15.0	15.4	15.9	17.1
	4H	14.6	15.1	15.6	16.0	17.2	14.4	14.9	15.3	15.8	17.0
	6H	14.5	14.9	15.4	15.8	17.0	14.3	14.7	15.2	15.6	16.8
	8H	14.4	14.8	15.3	15.7	16.9	14.2	14.6	15.1	15.5	16.7
	12H	14.3	14.6	15.3	15.6	16.8	14.1	14.4	15.1	15.4	16.6
8H	4H	14.4	14.8	15.4	15.7	16.9	14.2	14.5	15.1	15.5	16.7
	6H	14.3	14.6	15.3	15.6	16.8	14.0	14.3	15.0	15.3	16.5
	8H	14.2	14.5	15.2	15.5	16.7	14.0	14.3	15.0	15.2	16.5
	12H	14.2	14.4	15.1	15.4	16.6	13.9	14.2	14.9	15.1	16.4
12H	4H	14.3	14.7	15.3	15.6	16.8	14.1	14.4	15.0	15.3	16.5
	6H	14.2	14.5	15.2	15.4	16.7	14.0	14.2	14.9	15.2	16.4
	8H	14.1	14.4	15.1	15.3	16.6	13.9	14.1	14.9	15.1	16.4

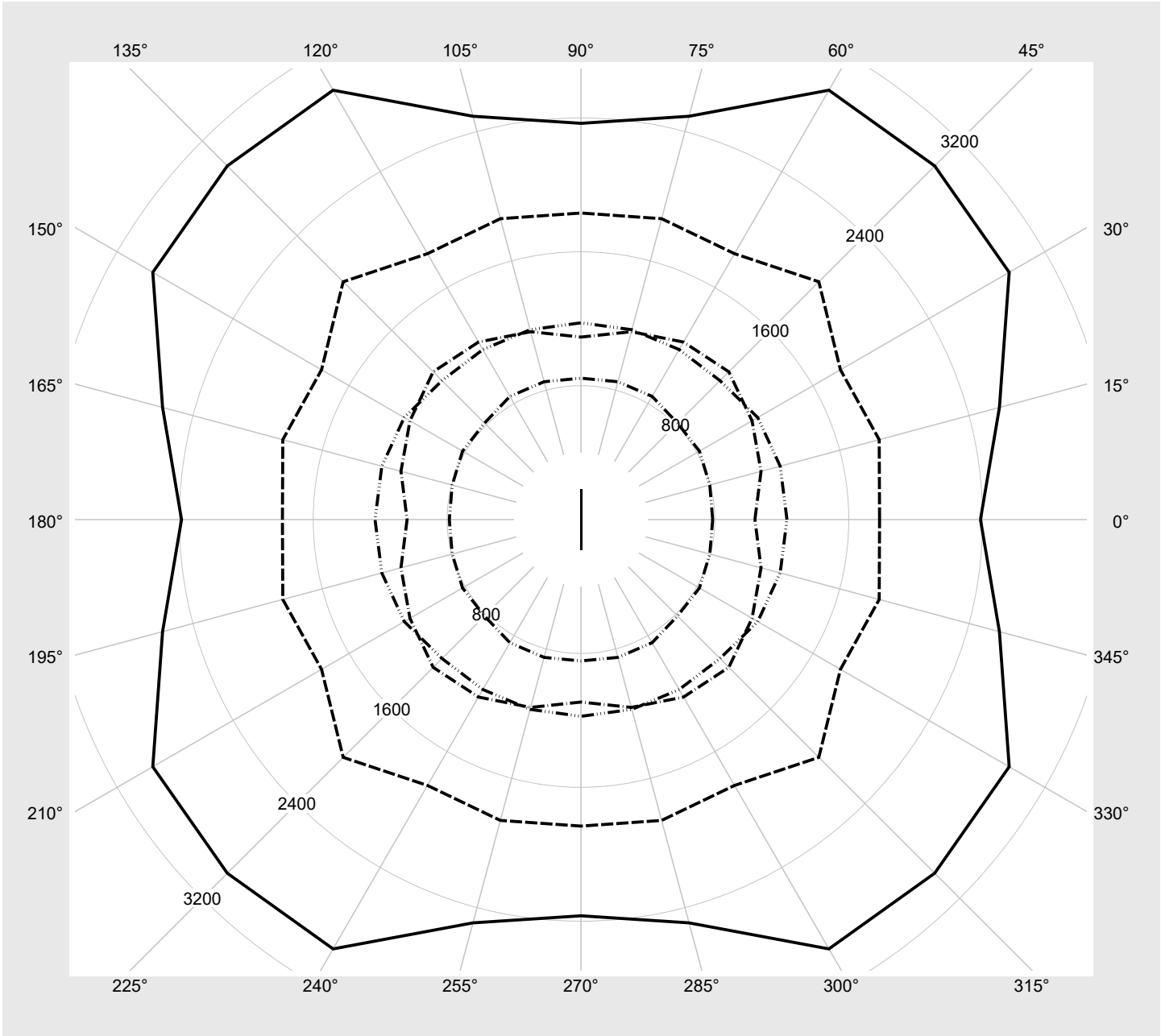
Luminance table	Max. for $\gamma \geq 65^\circ$	Photometric dimensions in mm:	L = 1470 B = 49
------------------------	---	--------------------------------------	----------------------------------

C-planes	γ	Luminance in cd/m ²							
		0° 180°	15° 165° 195° 345°	30° 150° 210° 330°	45° 135° 225° 315°	60° 120° 240° 300°	75° 105° 255° 285°	90° 270°	
45°		14926.5	14946.5	14180.0	13819.3	14355.4	14171.7	13473.4	
50°		10210.8	10380.7	10217.8	10183.2	10349.0	9846.8	9321.0	
55°		7035.1	7221.9	7373.3	7434.6	7448.9	6807.4	6413.0	
60°		3668.8	4082.6	5194.0	5384.9	5195.7	4088.0	3636.6	
65°		2386.8	2588.3	2954.3	2988.6	2962.5	2495.0	2367.7	
70°		1784.0	1844.7	1790.1	2009.6	1834.6	1861.2	1831.7	
75°		1039.2	1113.7	1180.1	1249.0	1224.8	1162.1	1090.4	
80°		786.8	796.7	817.2	815.1	849.8	852.6	844.8	
85°		1230.7	1232.1	1219.4	1174.3	1172.9	1174.3	1175.7	

Photometric test report

Family Silica® 21	Order number: 51MX35DB49WB EAN: 4058352887035	LP number 59282_76
------------------------------------	--	-------------------------------------

Luminance values in cd/m² γ 65° γ 70° γ 75° γ 80° γ 85° **siteco**



Photometric test report

Family Silica® 21	Order number: 51MX35DB49WB EAN: 4058352887035	LP number 59282_76
-----------------------------	--	------------------------------

Dimming levels table	environmental temperature: 25°C	sITeco
-----------------------------	---------------------------------	---------------

Luminous flux %	Dimming level linear	Dimming level logarithmic	Luminous flux [lm]	Power consumption [W]
100	254	254	8850	50.7
95	241	252	8419	48.2
90	227	250	7952	45.5
85	214	248	7514	43.0
80	201	245	7074	40.5
75	188	243	6633	37.9
70	175	240	6189	35.4
65	162	238	5742	32.9
60	149	234	5293	30.4
55	137	231	4876	28.1
50	124	228	4422	25.7
45	111	224	3966	23.1
40	99	219	3543	20.8
35	86	214	3082	18.4
30	74	209	2653	16.2
25	62	202	2223	13.7
20	49	194	1757	11.4
15	37	183	1324	9.1
10	25	169	890	6.9
5	13	145	454	4.9
2	6	117	198	4.2