

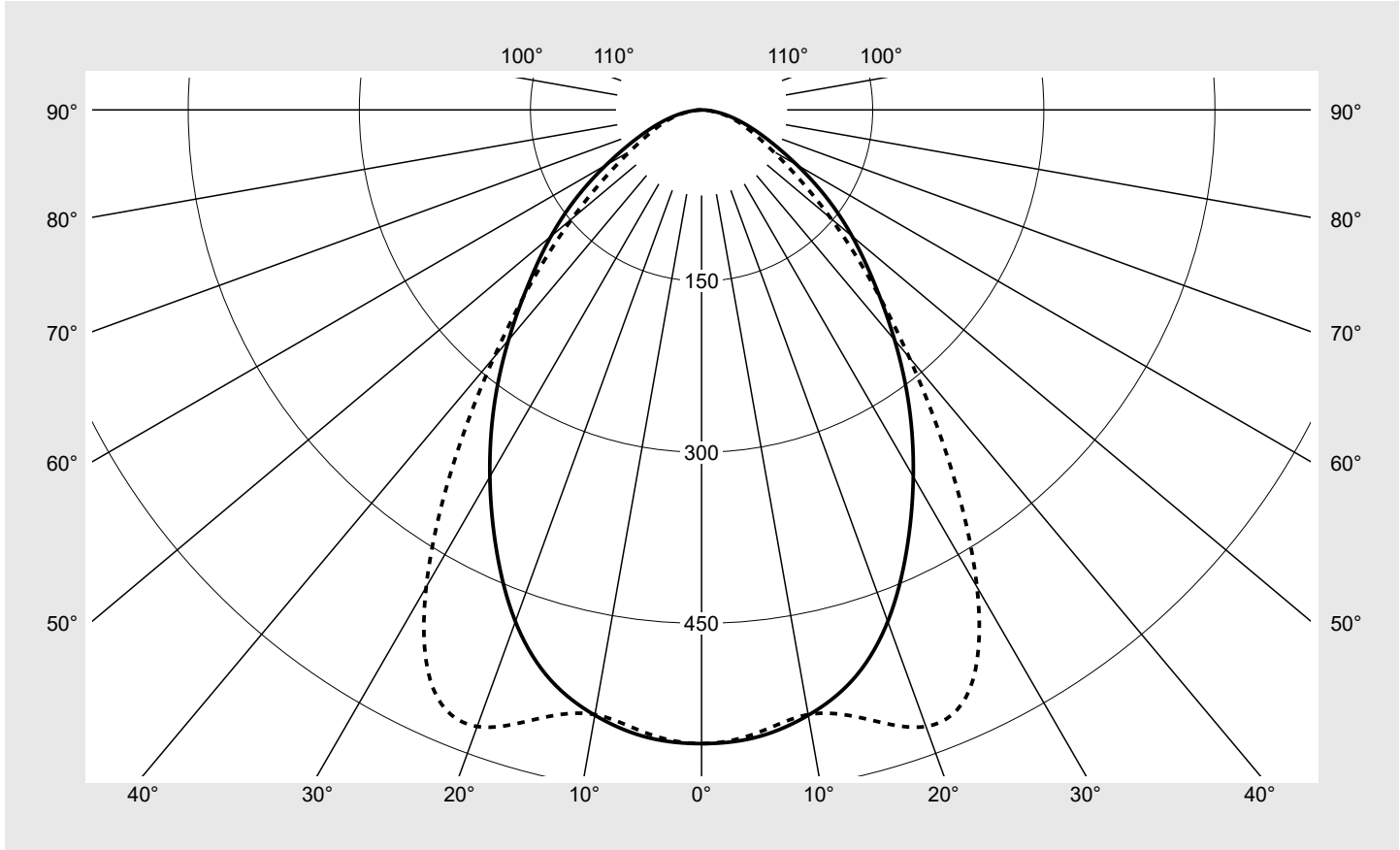


# Photometric test report

<b>Family</b> <b>Licross® 11 Recessed</b>	<b>Order number: 51TL12DN4EXMD</b> <b>EAN: 4058352929681</b>	<b>LP number</b> <b>58689_113</b>
	<b>Version</b> cover frosted, wide distribution, high visual comfort <b>Lamps</b> LED 4000 K   CRI ≥ 80 <b>Controlgear</b> ECG-DALI <b>Setting</b> DC mode (central or group accumulator) initial emergency light level <b>Rated values</b> Net luminous flux = 2110 lm Power consumption = 12.6 W Luminous efficacy = 167.5 lm/W	<b>serial documentation</b> <b>04.10.2023</b>
		

**Luminous intensity in cd/klm** C180-0 C270-90 **Imax: 575 cd/klm**



Classifications	
DIN 5040	A 5 0
CIE	N1=66 N2=91 N3=98 N4=100 N5=100

Luminaire light output ratios	
$\eta_{LB}$	100.0%
$\phi_u$	100.0%
$\phi_o$	0.0%

**Measurement conditions**  
DIN EN 13032 and DIN 5032

## Photometric test report

<b>Family</b> <b>Licross® 11 Recessed</b>	<b>Order number: 51TL12DN4EXMD</b> <b>EAN: 4058352929681</b>	<b>LP number</b> <b>58689_113</b>
<b>Table of values for luminous intensities</b>		<b>Maximum luminous intensity</b>
		<b>sITeco</b>

C-planes $\gamma$	0° 180°	15°	30°	45°	60°	75°	90° 270°	Phi-zone	Total Phi-zone
		165° 195° 345°	150° 210° 330°	135° 225° 315°	120° 240° 300°	105° 255° 285°			
Luminous intensity in cd/klm							Luminous flux in lm/klm		
0°	555.4	555.4	555.4	555.4	555.4	555.4	555.4	3.3	3.3
5°	551.9	549.3	545.0	546.0	548.1	548.0	548.5	26.2	29.5
10°	538.7	535.0	528.7	529.1	532.7	535.9	538.2	50.8	80.3
15°	515.9	510.9	504.6	513.1	530.5	544.7	552.3	74.2	154.5
20°	477.2	471.4	470.1	497.6	537.0	563.7	575.1	95.8	250.2
25°	425.5	419.5	426.9	469.4	521.2	548.6	558.0	111.1	361.3
30°	371.2	364.3	378.4	421.3	459.9	477.2	482.9	115.5	476.8
35°	317.2	309.8	328.6	357.7	367.8	374.7	379.7	109.4	586.2
40°	263.2	255.5	280.4	291.4	277.2	277.7	283.1	97.2	683.4
45°	213.7	204.0	230.1	230.5	202.8	200.2	207.0	82.5	765.9
50°	172.3	160.2	177.2	176.6	149.6	143.3	148.0	67.7	833.6
55°	133.3	121.6	126.4	129.1	111.8	101.0	103.0	53.0	886.6
60°	96.7	87.9	85.2	90.2	83.1	71.0	72.1	39.7	926.3
65°	67.7	61.0	56.3	61.1	60.5	50.8	52.1	29.0	955.3
70°	46.9	41.7	36.5	40.2	42.1	36.4	38.1	20.6	975.8
75°	30.9	26.7	22.6	25.0	27.1	24.7	26.6	13.7	989.5
80°	17.8	14.8	12.0	13.1	14.7	14.1	15.6	7.7	997.1
85°	6.6	5.4	4.4	4.8	5.3	5.4	5.9	2.9	1000.0
90°	0.0	0.0	0.0	0.0	0.0	0.0	0.0	0.0	1000.0
180°	0.0	0.0	0.0	0.0	0.0	0.0	0.0	0.0	1000.0

## Photometric test report

<b>Family</b> Licross® 11 Recessed	<b>Order number: 51TL12DN4EXMD</b> <b>EAN: 4058352929681</b>	<b>LP number</b> 58689_113
---------------------------------------	---	-------------------------------

<b>UGR-Table</b>	<b>Standard room</b>	<b>siteco</b>
------------------	----------------------	---------------

Reflection factor of ceiling	0.7	0.7	0.5	0.5	0.3	0.7	0.7	0.5	0.5	0.3	
Reflection factor of walls	0.5	0.3	0.5	0.3	0.3	0.5	0.3	0.5	0.3	0.3	
Reflection factor of floor	0.2	0.2	0.2	0.2	0.2	0.2	0.2	0.2	0.2	0.2	
Room dimensions	View crosswise (C0)					View endwise (C90)					
x	y										
2H	2H	17.5	19.0	17.8	19.3	19.6	16.9	18.4	17.3	18.7	19.1
	3H	18.2	19.5	18.6	19.9	20.2	17.5	18.8	17.9	19.2	19.5
	4H	18.5	19.7	18.9	20.1	20.5	17.8	19.0	18.2	19.4	19.7
	6H	18.7	19.8	19.1	20.2	20.6	18.0	19.1	18.4	19.5	19.9
	8H	18.8	19.9	19.3	20.2	20.7	18.1	19.1	18.6	19.5	19.9
	12H	18.9	19.8	19.3	20.2	20.6	18.2	19.1	18.6	19.5	19.9
4H	2H	17.8	19.0	18.2	19.4	19.8	17.4	18.6	17.8	19.0	19.3
	3H	18.6	19.7	19.0	20.0	20.5	18.1	19.2	18.6	19.6	20.0
	4H	19.0	19.9	19.4	20.3	20.7	18.5	19.4	18.9	19.8	20.3
	6H	19.3	20.1	19.7	20.5	20.9	18.8	19.6	19.2	20.0	20.5
	8H	19.4	20.1	19.8	20.5	21.0	18.9	19.6	19.3	20.0	20.5
	12H	19.4	20.1	19.9	20.5	21.0	19.0	19.6	19.4	20.0	20.5
8H	4H	19.1	19.8	19.5	20.2	20.7	18.6	19.3	19.1	19.8	20.3
	6H	19.4	20.0	19.9	20.5	21.0	19.0	19.6	19.5	20.0	20.5
	8H	19.5	20.0	20.0	20.5	21.0	19.1	19.6	19.6	20.1	20.6
	12H	19.6	20.0	20.1	20.5	21.1	19.2	19.6	19.7	20.1	20.7
12H	4H	19.1	19.7	19.6	20.2	20.7	18.6	19.3	19.1	19.7	20.2
	6H	19.4	19.9	19.9	20.4	20.9	19.0	19.5	19.5	20.0	20.5
	8H	19.5	20.0	20.1	20.5	21.0	19.1	19.6	19.7	20.1	20.6

<b>Luminance table</b>	<b>Max. for <math>\gamma \geq 65^\circ</math></b>	<b>Photometric dimensions in mm:</b>	<b>L = 1500</b> <b>B = 58</b>
------------------------	---	--------------------------------------	----------------------------------

C-planes	$\gamma$	Luminance in cd/m <sup>2</sup>							
		0° 180°	15° 165° 195° 345°	30° 150° 210° 330°	45° 135° 225° 315°	60° 120° 240° 300°	75° 105° 255° 285°	90° 270°	
45°	45°	7329.8	6996.5	7890.8	7904.6	6956.3	6865.8	7100.9	
50°	50°	6499.9	6046.1	6686.6	6664.5	5644.8	5406.9	5584.0	
55°	55°	5637.5	5139.9	5343.0	5457.7	4726.2	4271.9	4355.3	
60°	60°	4689.2	4262.5	4134.1	4374.2	4032.4	3444.3	3495.4	
65°	65°	3884.1	3502.2	3232.4	3504.3	3473.4	2917.6	2987.7	
70°	70°	3324.6	2960.1	2589.0	2852.2	2986.0	2582.8	2702.1	
75°	75°	2898.7	2499.0	2114.9	2338.2	2537.2	2311.4	2490.4	
80°	80°	2481.9	2061.9	1672.6	1836.5	2047.0	1974.7	2179.6	
85°	85°	1834.6	1502.9	1222.4	1327.6	1468.4	1493.8	1634.6	

**Photometric test report**

<b>Family</b> <b>Licross® 11 Recessed</b>	<b>Order number: 51TL12DN4EXMD</b> <b>EAN: 4058352929681</b>	<b>LP number</b> <b>58689_113</b>
--	---	--------------------------------------

**Luminance values in cd/m<sup>2</sup>**

$\gamma$  65°   
   $\gamma$  70°   
   $\gamma$  75°   
   $\gamma$  80°   
   $\gamma$  85°

**siteco**

