
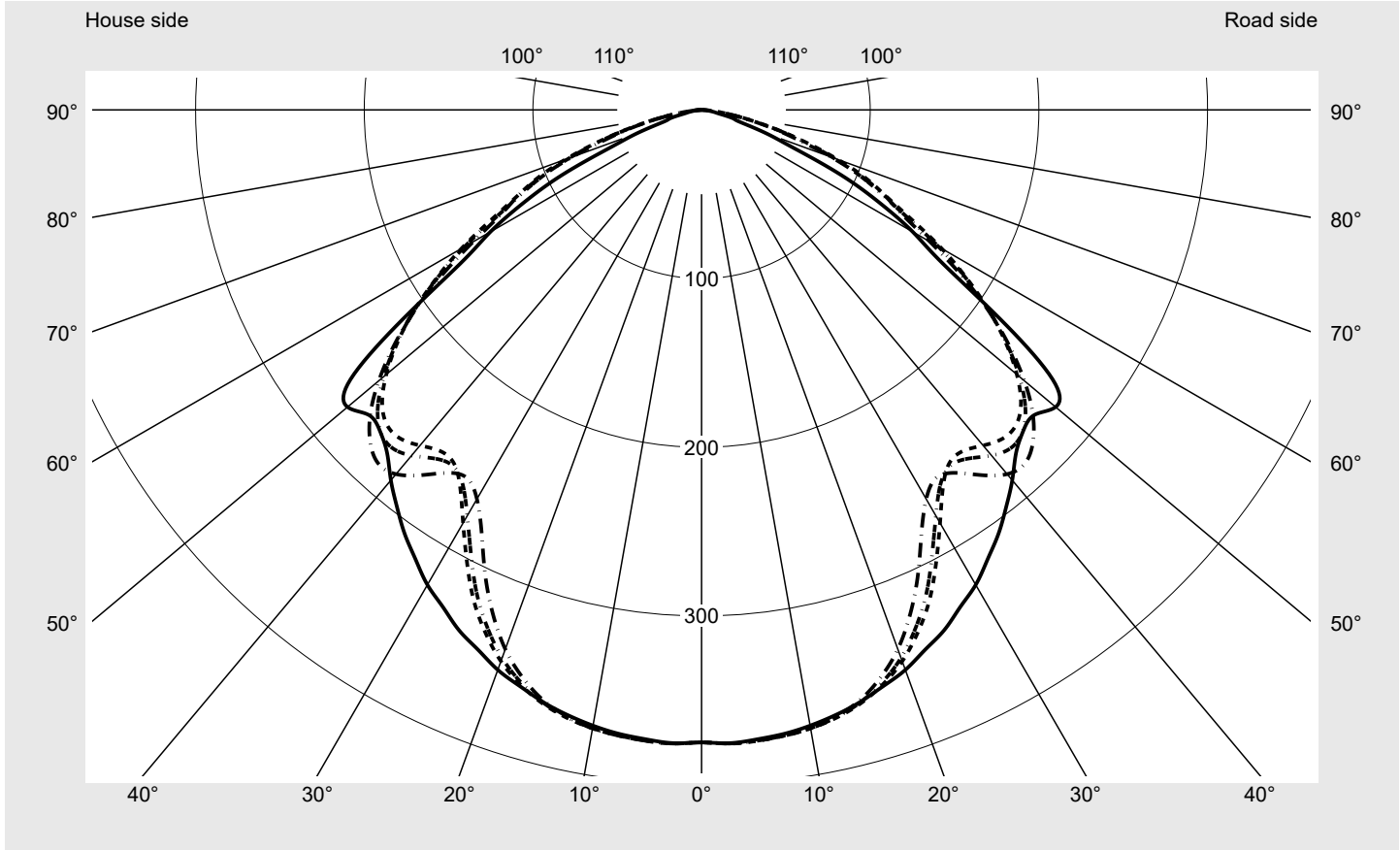


Photometric test report

Family Tunnellight TL-L	Order number: 5WD7A8D0G2B5 EAN: 4058352973530	LP number 59482_33
	Version refurbishment insert for tunnel luminaire, luminaire insert Retrofit Optic symmetric extremely wide distribution Cover enclosure of PMMA Lamps LED 4000 K CRI ≥ 80 Controlgear ECG-DALI Rated values Net luminous flux = 4990 lm Power consumption = 30.0 W Luminous efficacy = 166.3 lm/W	serial documentation 24.11.2023



Luminous intensity in cd/klm
C180-0
C245-65
C250-70
C270-90
Imax: 376 cd/klm



Luminaire output ratios

Eta	100.0%
Eta 0° - 90°	100.0%
Eta 90° - 180°	0.0%

Luminous intensity class acc. to EN13201-2

Class:	G6
Imax 70°	89.5
Imax 80°	20.7
Imax 90°	0.0
Imax >90°	0.0
Imax >95°	0.0

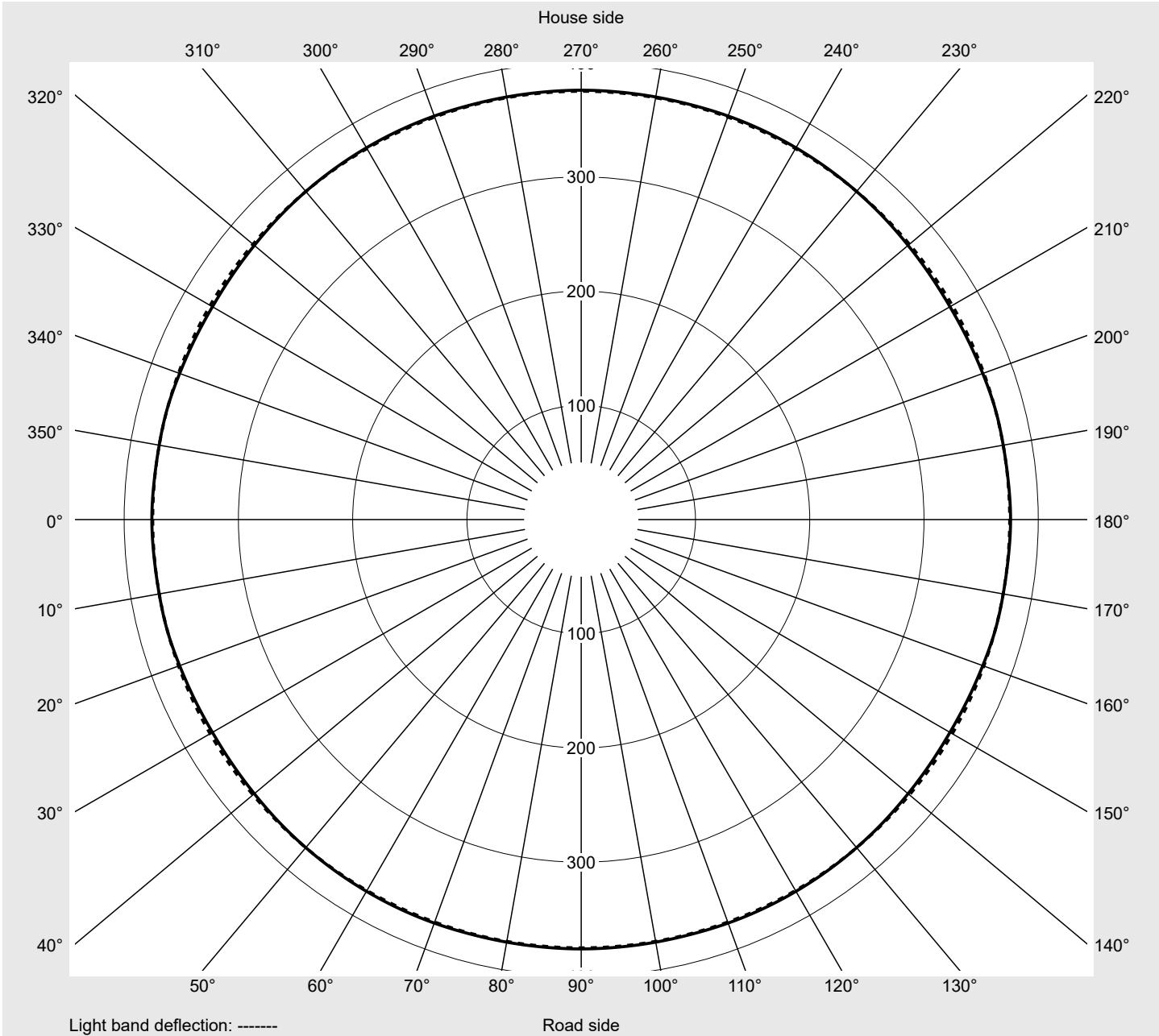
Measurement conditions

DIN EN 13032 and DIN 5032

Photometric test report

Family Tunnellight TL-L	Order number: 5WD7A8D0G2B5 EAN: 4058352973530	LP number 59482_33
-----------------------------------	--	------------------------------

Envelope curve in cd/klm KMK 2.5° KMK 0° siteco



Photometric test report

Family Tunnellight TL-L	Order number: 5WD7A8D0G2B5 EAN: 4058352973530	LP number 59482_33
Table of values for luminous intensities		Maximum luminous intensity
		siteco

C-planes	0° 180°	5°	10°	15°	20°	25°	30°	35°	40°	45°
		175° 185° 355°	170° 190° 350°	165° 195° 345°	160° 200° 340°	155° 205° 335°	150° 210° 330°	145° 215° 325°	140° 220° 320°	135° 225° 315°
Luminous intensity in cd/klm										
γ										
0,0°	375.0	375.0	375.0	375.0	375.0	375.0	375.0	375.0	375.0	375.0
2,5°	375.8	375.3	375.0	375.1	374.0	373.2	372.7	372.9	373.4	374.3
5,0°	374.6	374.3	374.2	374.3	373.2	372.4	371.9	372.2	372.8	373.6
7,5°	373.1	373.0	373.0	373.1	372.0	371.2	370.7	371.0	371.5	372.4
10,0°	370.7	370.9	371.1	371.3	370.3	369.5	368.9	369.2	369.8	370.6
12,5°	367.4	367.9	368.2	368.4	367.5	366.8	366.2	366.5	367.1	367.9
15,0°	363.4	364.1	364.6	364.8	364.0	363.3	362.7	362.9	363.5	364.3
17,5°	358.2	359.5	360.2	360.4	359.7	359.0	358.2	358.3	358.6	359.0
20,0°	353.3	354.3	355.1	355.6	354.8	354.0	353.3	353.0	352.8	352.6
22,5°	346.4	348.4	349.5	349.8	349.1	348.1	347.0	346.1	345.2	344.2
25,0°	340.4	342.0	343.1	343.6	342.7	341.4	339.7	337.9	335.9	333.8
27,5°	332.2	334.7	336.1	336.2	335.0	333.2	330.7	327.6	324.3	320.7
30,0°	325.1	327.2	328.4	328.4	326.8	324.3	320.8	316.3	311.4	306.1
32,5°	315.8	318.6	319.9	319.6	317.4	313.9	309.2	303.2	296.5	289.1
35,0°	306.9	309.2	310.1	309.5	306.4	301.8	295.6	287.6	279.1	270.1
37,5°	296.7	299.3	299.9	298.5	294.4	288.6	281.2	271.3	261.6	252.2
40,0°	286.6	288.7	288.7	286.6	281.1	273.8	264.6	253.3	243.9	236.5
42,5°	276.0	278.8	278.4	274.6	267.5	258.4	247.5	236.0	228.9	226.3
45,0°	269.6	271.0	268.8	263.1	253.8	242.6	229.6	220.3	217.7	221.9
47,5°	267.7	268.7	264.7	255.7	242.9	229.1	214.3	209.2	211.5	221.1
50,0°	274.0	274.7	268.5	255.4	236.9	219.6	203.3	203.3	208.7	219.7
52,5°	262.3	264.7	261.3	251.9	233.3	216.3	201.1	203.5	208.1	214.9
55,0°	216.1	216.5	215.4	212.7	205.8	203.6	205.9	208.7	209.2	207.5
57,5°	169.7	171.3	169.4	164.0	162.7	170.6	187.8	203.8	208.0	200.2
60,0°	144.6	144.2	140.7	134.0	132.9	139.8	154.8	173.9	186.6	192.7
62,5°	118.5	119.6	117.3	111.8	112.8	118.6	129.4	139.1	150.0	162.1
65,0°	91.1	90.1	88.7	87.0	91.8	99.3	109.8	115.5	120.4	124.2
67,5°	59.4	60.9	61.1	60.1	65.2	73.0	83.3	91.9	96.6	97.5
70,0°	41.2	40.7	40.7	41.1	44.7	50.1	57.1	64.8	71.4	76.8
72,5°	24.0	24.8	25.3	25.5	28.3	32.4	37.8	44.0	49.5	54.2
75,0°	19.1	19.3	19.5	19.8	20.8	22.2	24.0	29.0	33.7	38.1
77,5°	11.3	11.9	12.4	12.9	14.3	15.7	17.0	20.3	23.0	25.4
80,0°	7.9	7.8	7.8	7.9	8.3	8.9	9.7	11.6	14.1	17.2
82,5°	4.9	4.9	4.9	4.9	5.1	5.5	5.9	6.9	8.1	9.6
85,0°	2.8	2.7	2.7	2.8	2.8	2.9	3.1	3.4	3.9	4.6
87,5°	1.0	1.0	1.0	1.0	1.0	1.1	1.1	1.2	1.4	1.6
90,0°	0.0	0.0	0.0	0.0	0.0	0.0	0.0	0.0	0.0	0.0

Photometric test report

Family Tunnellight TL-L	Order number: 5WD7A8D0G2B5 EAN: 4058352973530	LP number 59482_33
Table of values for luminous intensities		Maximum luminous intensity
		siteco

C-planes	50°	55°	60°	65°	70°	75°	80°	85°	90°	Phi-zone	Total Phi-zone
	130°	125°	120°	115°	110°	105°	100°	95°			
	230°	235°	240°	245°	250°	255°	260°	265°			
	310°	305°	300°	295°	290°	285°	280°	275°			
γ	Luminous intensity in cd/klm									Luminous flux in lm/klm	
0,0°	375.0	375.0	375.0	375.0	375.0	375.0	375.0	375.0	375.0	0.6	0.6
2,5°	375.0	375.5	375.9	376.0	376.0	375.7	375.7	375.8	375.9	4.5	5.0
5,0°	374.3	374.9	375.3	375.5	375.5	375.2	375.2	375.3	375.5	8.9	14.0
7,5°	373.1	373.6	374.1	374.2	374.2	374.0	374.0	374.1	374.2	13.3	27.3
10,0°	371.3	371.9	372.3	372.3	372.2	372.0	372.0	372.1	372.2	17.7	45.0
12,5°	368.5	369.0	369.3	369.1	368.9	368.4	368.3	368.3	368.4	21.8	66.8
15,0°	364.6	364.8	364.9	364.3	363.6	362.9	362.6	362.4	362.4	25.8	92.6
17,5°	359.0	358.8	358.4	357.2	355.9	354.6	353.7	353.1	352.9	29.5	122.1
20,0°	352.0	351.0	349.9	347.8	345.7	343.5	341.9	340.8	340.2	32.8	155.0
22,5°	342.4	340.5	338.2	335.2	332.0	328.7	326.1	324.3	323.4	35.7	190.7
25,0°	330.8	327.7	324.2	320.1	315.7	311.2	307.6	305.1	303.7	38.1	228.8
27,5°	316.3	311.6	306.7	301.4	296.2	291.0	286.9	284.1	282.4	39.9	268.8
30,0°	300.0	293.9	288.0	282.8	277.9	273.3	269.9	267.6	266.4	41.4	310.2
32,5°	281.8	275.3	269.6	266.2	263.5	261.5	260.2	259.3	258.8	42.7	352.8
35,0°	263.2	258.2	255.1	255.9	257.4	259.6	261.2	262.2	262.7	43.9	396.7
37,5°	248.0	247.0	249.1	254.9	260.5	265.9	269.6	271.9	272.9	45.4	442.2
40,0°	238.2	242.9	250.7	259.7	267.5	274.0	278.0	280.7	281.9	46.9	489.1
42,5°	234.5	244.1	255.2	264.3	271.7	277.4	280.9	283.1	284.0	48.2	537.3
45,0°	234.4	246.0	256.9	263.9	269.3	273.2	275.8	277.3	277.9	49.1	586.4
47,5°	233.6	244.0	252.3	256.9	260.3	262.8	264.8	265.9	266.3	49.7	636.1
50,0°	229.0	236.3	241.5	244.0	245.9	247.2	248.7	249.6	249.8	50.1	686.2
52,5°	219.7	223.6	226.4	227.7	228.5	228.8	229.7	230.2	230.2	49.7	735.9
55,0°	207.5	207.8	208.6	208.5	208.4	208.1	208.4	208.3	207.9	46.9	782.9
57,5°	193.7	189.6	188.0	187.0	186.0	185.2	184.7	183.9	182.8	42.5	825.4
60,0°	180.4	171.8	166.8	164.4	162.2	160.3	159.2	157.9	156.4	37.9	863.3
62,5°	160.1	154.2	144.4	140.0	136.9	135.2	135.0	134.6	134.0	32.8	896.1
65,0°	131.8	132.2	125.5	120.3	117.7	117.6	118.7	119.4	119.6	27.8	923.9
67,5°	102.8	107.4	111.4	104.9	101.3	100.6	101.2	101.7	101.9	22.5	946.4
70,0°	80.8	85.1	89.5	85.9	83.2	81.4	81.6	81.7	81.7	17.4	963.9
72,5°	60.0	63.5	64.8	66.4	65.4	61.8	61.8	61.8	61.7	12.6	976.5
75,0°	41.4	44.7	48.1	48.6	48.1	46.6	46.4	46.4	46.4	9.3	985.8
77,5°	27.7	29.8	31.8	33.0	33.5	33.1	32.4	32.0	32.0	6.4	992.1
80,0°	18.0	18.9	19.8	20.4	20.7	20.7	20.3	20.1	20.1	4.0	996.1
82,5°	10.0	10.8	11.8	11.9	11.9	11.8	11.5	11.4	11.3	2.3	998.5
85,0°	4.7	5.0	5.3	5.5	5.6	5.4	5.3	5.2	5.1	1.1	999.6
87,5°	1.6	1.7	1.8	1.8	1.8	1.8	1.7	1.7	1.7	0.4	1000.0
90,0°	0.0	0.0	0.0	0.0	0.0	0.0	0.0	0.0	0.0	0.0	1000.0

Photometric test report

Family Tunnellight TL-L	Order number: 5WD7A8D0G2B5 EAN: 4058352973530	LP number 59482_33
-----------------------------------	--	------------------------------

siteco

Dimming levels table environmental temperature: 25°C

Luminous flux %	Dimming level linear	Dimming level logarithmic	Luminous flux [lm]	Power consumption [W]
100	254	254	4990	30.0
95	241	252	4743	28.6
90	228	250	4495	27.3
85	215	248	4246	25.9
80	202	246	3996	24.5
75	189	243	3746	23.1
70	176	241	3493	21.7
65	163	238	3241	20.3
60	150	235	2988	18.7
55	138	232	2753	17.4
50	125	228	2498	15.8
45	112	224	2243	14.3
40	100	220	2005	12.9
35	87	215	1748	11.3
30	74	209	1490	9.8
25	62	202	1250	8.4
20	49	194	990	6.9
17	43	189	870	6.3

Dimming levels table environmental temperature: 10°C

Luminous flux %	Dimming level linear	Dimming level logarithmic	Luminous flux [lm]	Power consumption [W]
100	254	254	5040	30.0
95	241	252	4791	28.6
90	228	250	4540	27.3
85	215	248	4288	25.9
80	202	246	4036	24.6
75	189	243	3782	23.1
70	176	241	3528	21.7
65	163	238	3273	20.3
60	150	235	3017	18.8
55	138	232	2780	17.4
50	125	228	2522	15.8
45	112	224	2263	14.3
40	100	220	2024	12.9
35	87	215	1764	11.3
30	74	209	1504	9.8
25	62	202	1262	8.5
20	49	194	999	6.9
17	43	189	878	6.3

Photometric test report

Family Tunnellight TL-L	Order number: 5WD7A8D0G2B5 EAN: 4058352973530	LP number 59482_33
-----------------------------------	--	-------------------------------------

Luminousfluxs table	siteco
----------------------------	---------------

Temperature °C	Luminous flux lm	Power consumption W
25.0	4990.0	30.0
10.0	5040.0	30.0