


## Lichttechnischer Prüfbefund

**Familie**  
**ARKTIKA-P DUO**



**Bestell-Nr.: 5MB252DL60840**  
**EAN: 4052899488847**

**LP-Nummer**  
**57553\_19**

**Ausführung** LED Design Pendelleuchte, direkt-/ indirekt strahlend, BAP65 ( $L \leq 1500 \text{ cd/m}^2$ ),  $\text{UGR} \leq 19$

**Bestückung** 1 x LED 4000K /  $\text{CRI} \geq 80$   
(unbekannt LED 4000K /  $\text{CRI} = 80$ )

**Betriebsgerät** EVG-DALI

**Bemessungswerte** Nettolichtstrom = 8800 lm  
Systemleistung = 66.5 W  
Lichtausbeute = 132.3 lm/W

**Seriendokumentation**  
**09.03.2018**

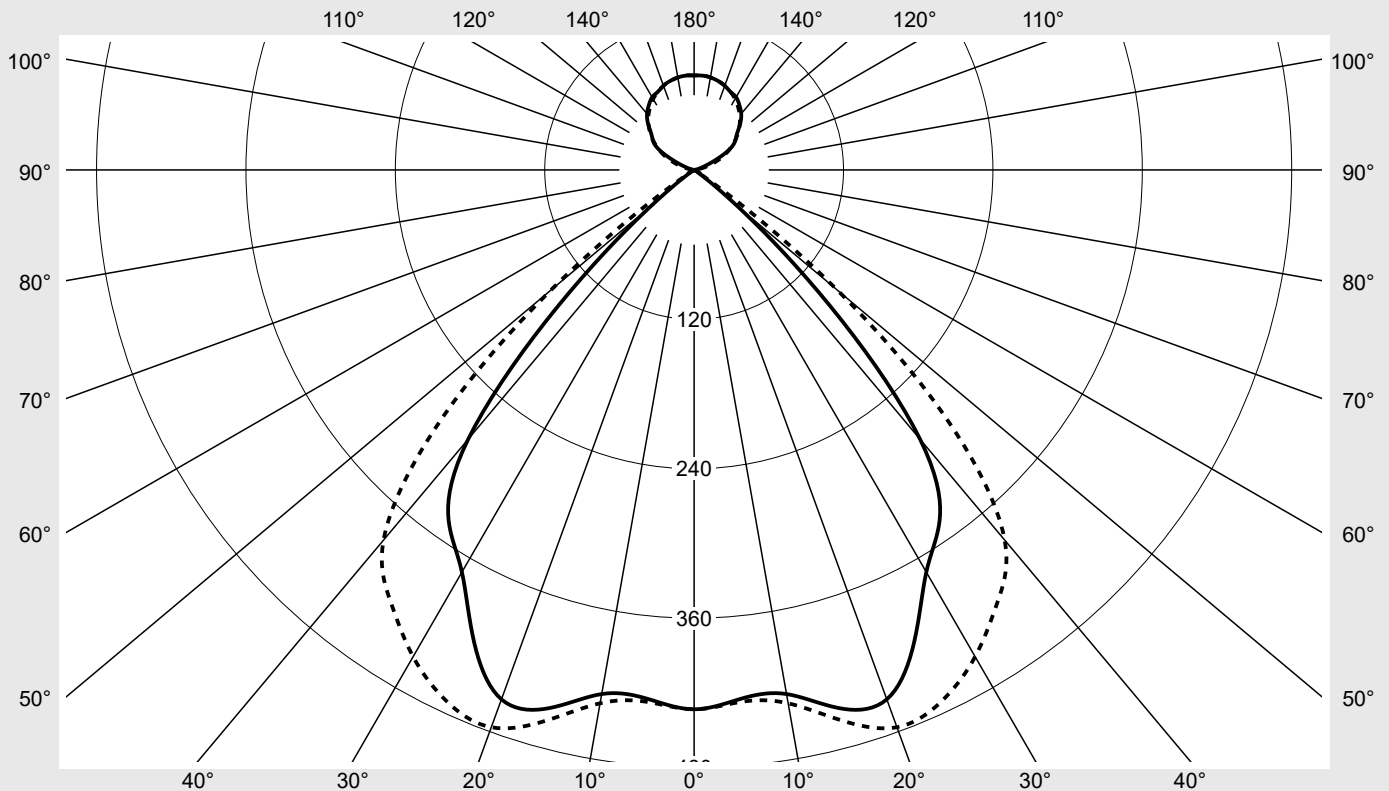
**siteco**

**Lichtstärke in cd/klm**

**C180-0**

**C270-90**

**Imax: 476 cd/klm**



**Klassifizierungen**

DIN 5040 B 6 3  
CIE N1=81 N2=100 N3=100  
N4=79 N5=100

**Leuchtenbetriebswirkungsgrade**

$\eta_{LB}$  100,0%  
 $\phi_u$  79,5%  
 $\phi_o$  20,5%

**Messbedingungen**

DIN EN 13032 und DIN 5032

## Lichttechnischer Prüfbefund

<b>Familie</b> <b>ARKTIKA-P DUO</b>	<b>Bestell-Nr.: 5MB252DL60840</b> <b>EAN: 4052899488847</b>	<b>LP-Nummer</b> <b>57553_19</b>
<b>Wertetabelle Lichtstärkemessung</b>		<b>Maximale Lichtstärke</b>
		<b>siteco</b>

C- Ebenen	0° 180°	15°	30°	45°	60°	75°	90° 270°	Phi-Zone	Summe Phi-Zone
		165° 195° 345°	150° 210° 330°	135° 225° 315°	120° 240° 300°	105° 255° 285°			
Lichtstärke in cd/klm								Lichtstrom in lm/klm	
γ									
0°	433.2	433.2	433.2	433.2	433.2	433.2	433.2	2.6	2.6
5°	426.5	426.5	425.6	424.9	426.0	427.6	428.9	20.4	23.0
10°	427.5	430.0	429.8	426.0	426.2	431.8	435.0	40.8	63.8
15°	447.4	451.3	453.4	445.5	441.3	450.6	457.8	63.7	127.5
20°	452.5	460.9	467.2	454.3	449.2	462.2	476.4	86.2	213.7
25°	418.3	437.4	458.1	443.9	433.1	453.2	470.7	103.1	316.8
30°	373.0	397.8	433.1	420.3	405.2	426.2	451.4	114.0	430.8
35°	343.8	363.2	401.3	393.2	375.2	394.5	424.5	121.1	551.9
40°	282.3	305.4	358.1	342.0	310.9	340.1	388.1	117.0	668.8
45°	154.3	174.8	244.7	219.6	179.2	221.3	295.4	81.7	750.5
50°	46.0	61.9	112.4	83.5	55.1	89.1	150.3	35.0	785.5
55°	5.8	7.4	20.8	13.9	7.5	12.1	21.8	5.7	791.2
60°	5.2	2.7	2.7	3.0	6.0	3.0	2.7	1.7	792.9
65°	1.4	1.4	1.2	1.4	1.5	1.4	1.3	0.7	793.5
70°	0.9	0.9	0.8	1.0	1.1	1.0	0.9	0.5	794.0
75°	0.6	0.6	0.6	0.7	0.8	0.7	0.7	0.3	794.4
80°	0.4	0.4	0.4	0.5	0.5	0.5	0.5	0.2	794.6
85°	0.2	0.2	0.3	0.4	0.4	0.4	0.4	0.2	794.8
90°	0.0	0.0	0.0	0.0	0.0	0.0	0.0	0.0	794.8
95°	0.6	0.6	0.7	1.0	1.3	1.4	1.2	0.5	795.3
100°	1.7	1.8	2.3	3.2	4.2	4.4	4.1	1.7	797.0
105°	4.0	4.5	5.6	7.7	9.2	9.9	9.9	3.9	800.9
110°	9.4	9.9	12.4	15.0	16.3	17.3	17.3	7.2	808.1
115°	19.2	20.5	22.7	23.6	24.4	25.0	25.3	11.5	819.6
120°	32.5	32.4	32.1	30.8	32.6	32.1	32.7	15.2	834.8
125°	40.2	39.3	37.8	38.7	39.3	39.0	39.6	17.5	852.3
130°	44.9	44.7	45.1	46.2	45.5	45.6	45.9	19.1	871.4
135°	52.3	52.1	52.4	51.7	51.4	51.3	51.8	20.1	891.5
140°	58.9	58.2	57.5	57.0	56.6	56.5	57.1	20.2	911.7
145°	63.4	62.9	62.2	61.6	60.9	61.1	61.6	19.4	931.1
150°	67.4	66.7	65.6	64.6	65.1	65.4	65.8	18.0	949.1
155°	69.2	68.5	68.0	68.2	68.6	68.9	69.2	15.9	965.0
160°	72.0	71.4	71.0	71.1	71.3	71.7	71.9	13.4	978.4
165°	74.0	73.5	73.1	73.2	73.4	73.8	74.0	10.4	988.8
170°	75.4	74.8	74.4	74.6	74.9	75.2	75.4	7.1	995.9
175°	76.0	75.6	75.2	75.4	75.7	76.1	76.3	3.6	999.5
180°	75.9	75.9	75.9	75.9	75.9	75.9	75.9	0.5	1000.0

## Lichttechnischer Prüfbefund

<b>Familie</b> ARKTIKA-P DUO	<b>Bestell-Nr.: 5MB252DL60840</b> <b>EAN: 4052899488847</b>	<b>LP-Nummer</b> 57553_19
---------------------------------	--	------------------------------

UGR-Tabelle		Standardraum									
		Blickrichtung quer zur Leuchte (C0)					Blickrichtung längs zur Leuchte (C90)				
Raumabmessungen											
x	y										
2H	2H	19,3	20,3	19,9	21,0	21,7	19,8	20,9	20,5	21,5	22,2
	3H	19,0	20,0	19,7	20,6	21,4	19,6	20,5	20,3	21,2	22,0
	4H	19,0	19,8	19,7	20,5	21,3	19,5	20,4	20,2	21,0	21,8
	6H	18,9	19,7	19,6	20,3	21,2	19,4	20,2	20,1	20,9	21,7
	8H	18,8	19,5	19,5	20,2	21,1	19,4	20,0	20,1	20,7	21,6
	12H	18,8	19,4	19,5	20,1	21,0	19,3	20,0	20,0	20,7	21,5
4H	2H	19,0	19,8	19,7	20,5	21,3	19,5	20,4	20,2	21,1	21,9
	3H	18,8	19,5	19,5	20,2	21,0	19,3	20,0	20,0	20,7	21,6
	4H	18,7	19,3	19,4	20,0	20,9	19,2	19,8	20,0	20,6	21,4
	6H	18,6	19,1	19,3	19,9	20,7	19,1	19,7	19,9	20,4	21,3
	8H	18,5	19,0	19,2	19,7	20,6	19,0	19,5	19,8	20,3	21,2
	12H	18,5	18,9	19,2	19,6	20,5	19,0	19,4	19,8	20,2	21,1
8H	4H	18,5	19,0	19,3	19,7	20,6	19,0	19,5	19,8	20,3	21,2
	6H	18,3	18,7	19,1	19,5	20,4	18,9	19,3	19,7	20,1	21,0
	8H	18,3	18,7	19,1	19,4	20,4	18,9	19,2	19,7	20,0	20,9
	12H	18,3	18,6	19,1	19,4	20,3	18,8	19,1	19,6	19,9	20,9
12H	4H	18,5	18,9	19,2	19,6	20,5	19,0	19,4	19,8	20,2	21,1
	6H	18,3	18,7	19,1	19,4	20,4	18,9	19,2	19,7	20,0	20,9
	8H	18,3	18,6	19,1	19,4	20,3	18,8	19,1	19,6	19,9	20,9

<b>Leuchtdichten-Tabelle</b> Max. für $\gamma \geq 65^\circ$	<b>Lichttechnische Abmessungen in mm:</b> L = 2100 B = 39
--	--

C- Ebenen	$\gamma$	Leuchtdichte in cd/m <sup>2</sup>						
		0° 180°	15° 165° 195° 345°	30° 150° 210° 330°	45° 135° 225° 315°	60° 120° 240° 300°	75° 105° 255° 285°	90° 270°
45°		23448.9	26567.6	37177.1	33362.1	27226.9	33624.2	44886.8
50°		7688.3	10348.8	18782.7	13949.6	9213.3	14892.4	25117.1
55°		1088.0	1384.7	3900.2	2612.9	1407.4	2266.9	4084.5
60°		1123.7	583.4	579.1	643.0	1293.0	647.3	590.7
65°		363.1	347.8	308.4	352.9	382.1	358.0	339.2
70°		292.2	287.8	260.4	304.7	334.6	304.7	296.3
75°		240.4	243.3	232.1	279.8	313.4	291.0	291.0
80°		216.6	216.6	225.2	279.1	329.2	316.8	325.5
85°		249.0	299.6	348.9	440.1	548.6	531.3	431.5

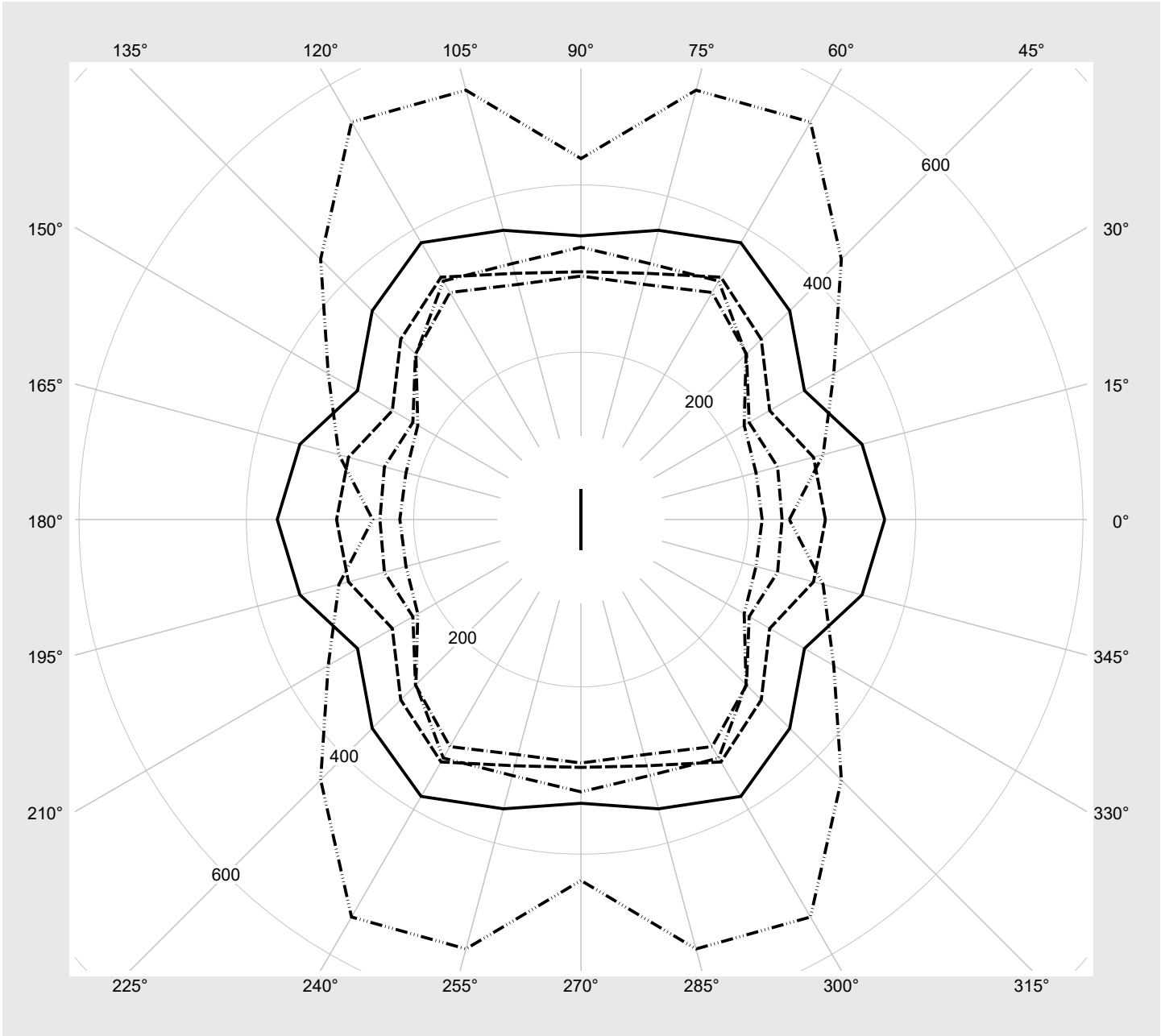
**Lichttechnischer Prüfbefund**

<b>Familie</b> <b>ARCTIKA-P DUO</b>	<b>Bestell-Nr.: 5MB252DL60840</b> <b>EAN: 4052899488847</b>	<b>LP-Nummer</b> <b>57553_19</b>
--	--	-------------------------------------

**Leuchtdichten in cd/m<sup>2</sup>**

$\gamma$ 65°	$\gamma$ 70°	$\gamma$ 75°	$\gamma$ 80°	$\gamma$ 85°
--------------	--------------	--------------	--------------	--------------

**siteco**



## Lichttechnischer Prüfbefund

<b>Familie</b> ARKTIKA-P DUO	<b>Bestell-Nr.: 5MB252DL60840</b> <b>EAN: 4052899488847</b>	<b>LP-Nummer</b> 57553_19
---------------------------------	--	------------------------------

<b>Dimmstufen-Tabelle</b>	Umgebungstemperatur: 25°C	<b>sITeco</b>
---------------------------	---------------------------	---------------

Lichtstrom [%]	Dimmstufe linear	Dimmstufe logarithmisch	Lichtstrom [lm]	Systemleistung [W]
100	254	254	8800	66.5
95	241	252	8358	63.1
90	228	250	7918	59.7
85	215	248	7478	56.4
80	202	246	7038	53.1
75	189	243	6599	49.7
70	177	241	6159	46.6
65	164	238	5719	43.4
60	152	235	5279	40.3
55	139	232	4839	37.1
50	127	228	4399	34.1
45	114	224	3959	31.2
40	102	220	3519	28.1
35	90	215	3079	25.2
30	78	210	2639	22.4
25	66	203	2200	19.4
20	53	195	1760	16.5
15	40	184	1320	14.0
10	27	169	880	11.0
5	13	144	440	7.7