


## Lichttechnischer Prüfbefund

**Familie**  
**Floodlight FL21 micro**

**Bestell-Nr.: 5XA7761A2D2A**  
**EAN: 4058352669020**

**LP-Nummer**  
**59303\_18**



**Ausführung** Designbügel  
**Optik** direkt, asymmetrisch breit strahlend  
 A520003  
**Abdeckung** Einscheibensicherheitsglas (ESG)  
**Bestückung** LED 3000 K | CRI ≥ 70  
**Betriebsgerät** EVG SITECO iQ  
**Bemessungswerte** Nettolichtstrom = 2890 lm  
 Systemleistung = 23.1 W  
 Lichtausbeute = 125.1 lm/W

**Seriendokumentation**  
05.07.2022

siteco

**Lichtstärke in cd/klm**

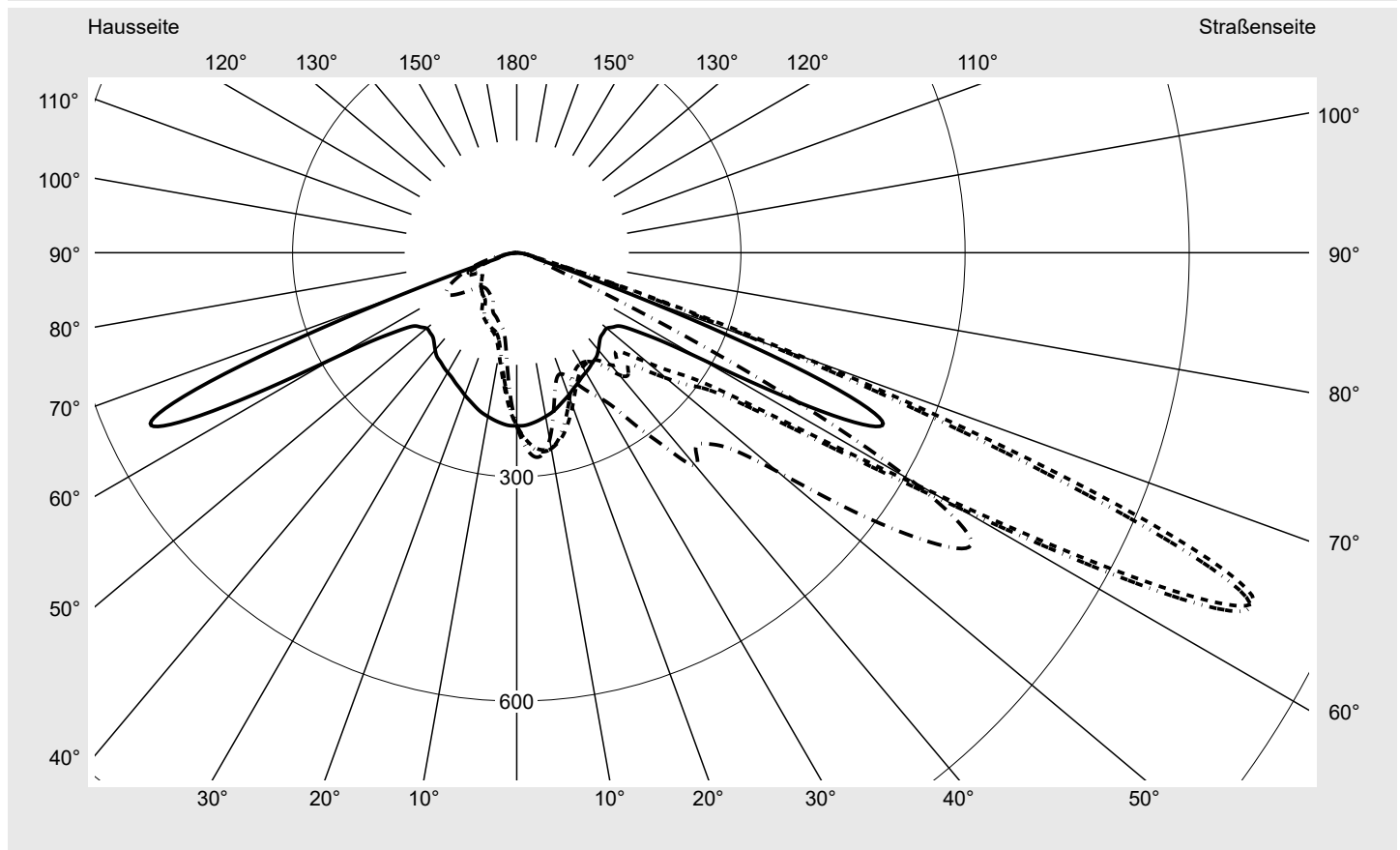
**C180-0**

**C215-35**

**C220-40**

**C270-90**

**Imax: 1086 cd/klm**



**Leuchtenbetriebswirkungsgrade**

Eta 100.0%  
 Eta 0° - 90° 100.0%  
 Eta 90° - 180° 0.0%

**Lichtstärkeklasse nach EN13201-2**

Klasse: G4  
 Imax 70° 458.7  
 Imax 80° 34.3  
 Imax 90° 0.0  
 Imax >90° 0.0  
 Imax >95° 0.0

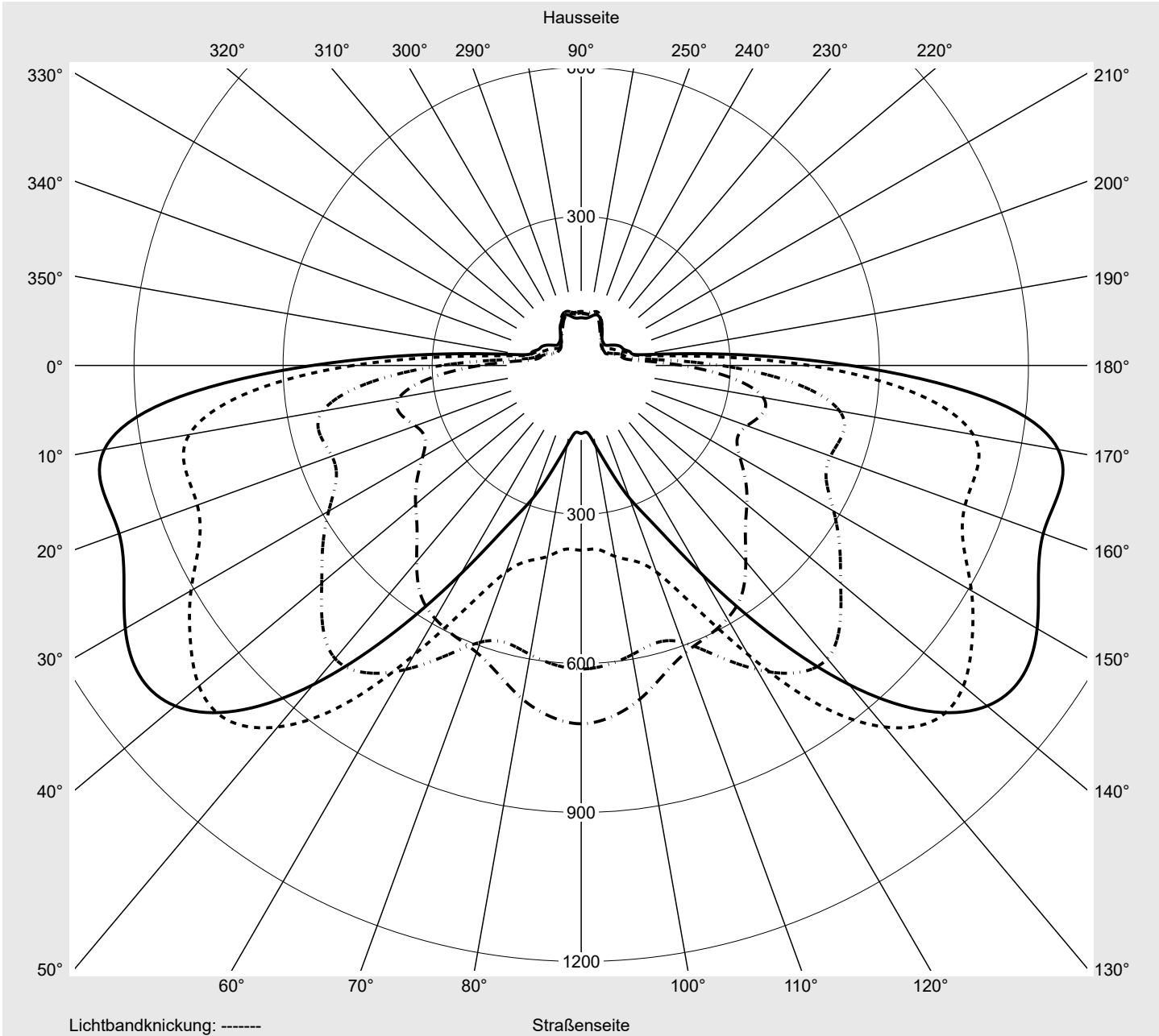
**Messbedingungen**

DIN EN 13032 und DIN 5032

**Lichttechnischer Prüfbefund**

<b>Familie</b> Floodlight FL21 micro	<b>Bestell-Nr.:</b> 5XA7761A2D2A <b>EAN:</b> 4058352669020	<b>LP-Nummer</b> 59303_18
---	---	------------------------------

**Kegelmantelkurven in cd/klm**    **KMK 65°**    **KMK 62,5°**    **KMK 60°**    **KMK 57,5°**    **siteco**



## Lichttechnischer Prüfbefund

<b>Familie</b> Floodlight FL21 micro	<b>Bestell-Nr.: 5XA7761A2D2A</b> <b>EAN: 4058352669020</b>	<b>LP-Nummer</b> 59303_18
<b>Wertetabelle Lichtstärkemessung</b>		<b>Maximale Lichtstärke</b>
		<b>siteco</b>

C- Ebenen	0° 180°	5° 175°	10° 170°	15° 165°	20° 160°	25° 155°	30° 150°	35° 145°	40° 140°	45° 135°	50° 130°	55° 125°	60° 120°
γ	Lichtstärke in cd/klm												
0,0°	231.6	231.6	231.6	231.6	231.6	231.6	231.6	231.6	231.6	231.6	231.6	231.6	231.6
2,5°	231.5	234.5	237.2	239.9	242.1	244.3	246.4	248.4	250.2	251.6	253.1	254.6	255.7
5,0°	229.3	235.1	240.5	245.6	250.0	254.0	257.5	260.7	263.3	265.4	267.6	269.2	270.7
7,5°	226.2	234.9	242.4	249.0	254.6	259.4	263.2	266.3	268.6	269.8	270.8	271.5	271.7
10,0°	222.5	233.4	242.9	250.6	256.6	261.1	264.1	265.7	266.1	265.2	263.9	262.0	260.3
12,5°	218.7	231.6	242.6	250.5	256.0	259.4	260.3	259.1	256.5	252.4	247.8	242.9	238.0
15,0°	213.5	228.4	239.9	248.4	253.1	254.4	252.5	248.3	241.3	234.5	226.7	219.1	212.6
17,5°	207.9	224.8	237.0	245.2	248.3	246.8	241.7	233.7	224.0	213.8	204.3	195.8	189.0
20,0°	202.9	220.7	233.9	241.3	242.3	238.0	229.5	218.3	206.6	195.3	186.0	179.3	174.9
22,5°	197.4	217.4	230.8	237.1	235.8	228.3	216.6	203.4	190.7	180.7	174.3	171.2	170.7
25,0°	192.8	214.0	228.1	233.3	229.6	219.3	205.3	191.3	180.0	173.2	171.0	172.6	176.3
27,5°	188.1	211.9	226.4	230.2	223.9	211.1	195.6	181.8	173.4	171.3	174.7	181.5	189.2
30,0°	184.9	210.9	226.6	229.5	221.1	205.8	189.7	176.8	171.2	173.6	182.3	194.2	204.9
32,5°	181.7	210.8	227.6	229.3	218.6	201.5	185.7	174.8	172.7	179.7	193.4	209.7	223.3
35,0°	178.1	210.0	229.4	230.0	217.8	199.9	183.9	176.0	178.9	191.2	209.9	231.0	249.7
37,5°	175.4	210.6	231.6	232.2	219.4	200.9	186.3	182.3	191.3	210.3	235.9	263.9	289.1
40,0°	169.8	208.7	231.0	233.7	222.0	205.0	193.8	196.0	213.1	238.5	269.3	300.8	327.7
42,5°	163.7	204.8	228.0	230.0	216.3	199.0	190.4	198.6	220.8	245.1	271.5	296.4	317.0
45,0°	159.0	202.1	226.7	225.9	206.9	185.9	177.4	187.6	211.9	240.6	269.2	293.9	312.6
47,5°	157.8	206.0	234.1	231.9	210.9	189.3	184.8	201.3	231.8	263.5	288.6	307.1	321.7
50,0°	157.4	214.1	248.3	247.0	225.5	204.9	205.6	228.7	261.1	290.4	309.0	319.1	329.1
52,5°	163.2	228.6	268.5	268.3	246.7	228.5	234.7	261.3	291.0	312.6	324.0	330.0	348.1
55,0°	172.1	259.8	301.9	304.0	280.4	263.2	273.7	300.9	326.9	344.5	360.1	388.8	439.1
57,5°	203.4	308.5	371.7	376.8	355.2	346.7	368.6	403.7	435.1	467.2	515.3	563.4	588.4
60,0°	281.0	437.6	528.1	543.6	533.8	544.1	586.8	635.0	681.7	736.4	770.6	755.2	706.8
62,5°	459.0	683.9	801.0	823.5	822.2	848.4	906.9	960.5	1004.1	1008.6	950.1	833.7	672.9
65,0°	541.0	836.7	974.5	994.6	989.6	1015.3	1059.5	1086.1	1066.5	983.9	838.7	655.4	484.9
67,5°	421.8	721.2	884.2	915.6	892.2	875.4	867.2	831.1	750.0	630.8	494.5	376.5	281.8
70,0°	164.2	284.0	373.6	428.7	458.7	451.5	438.1	405.6	349.3	286.2	234.6	187.8	147.2
72,5°	37.8	50.0	56.7	67.7	100.8	124.5	127.5	125.3	110.6	85.4	86.9	78.5	67.8
75,0°	25.6	27.1	28.6	29.9	32.4	37.7	39.6	40.4	33.6	32.0	36.5	35.9	34.7
77,5°	18.9	19.4	20.1	20.7	21.4	22.5	22.9	23.3	22.7	23.1	24.1	24.2	25.6
80,0°	14.3	13.2	13.3	13.7	14.1	15.1	15.0	15.1	15.1	15.6	15.8	15.8	19.3
82,5°	8.4	7.6	7.8	8.1	8.3	9.0	9.0	8.9	9.1	9.3	9.4	9.2	10.5
85,0°	4.1	3.5	3.5	3.7	3.9	4.1	4.3	4.3	4.3	4.3	4.3	4.3	4.4
87,5°	1.3	1.3	1.2	1.2	1.2	1.2	1.3	1.3	1.2	1.2	1.1	1.1	1.1
90,0°	0.0	0.0	0.0	0.0	0.0	0.0	0.0	0.0	0.0	0.0	0.0	0.0	0.0

## Lichttechnischer Prüfbefund

<b>Familie</b> Floodlight FL21 micro	<b>Bestell-Nr.: 5XA7761A2D2A</b> <b>EAN: 4058352669020</b>	<b>LP-Nummer</b> 59303_18
<b>Wertetabelle Lichtstärkemessung</b>		<b>Maximale Lichtstärke</b>
		<b>siteco</b>

C- Ebenen	65° 115°	70° 110°	75° 105°	80° 100°	85° 95°	90°	185° 355°	190° 350°	195° 345°	200° 340°	205° 335°	210° 330°	215° 325°
γ	Lichtstärke in cd/klm												
0,0°	231.6	231.6	231.6	231.6	231.6	231.6	231.6	231.6	231.6	231.6	231.6	231.6	231.6
2,5°	256.6	257.5	258.2	258.8	259.1	259.4	228.6	225.4	222.3	219.2	216.1	213.0	210.1
5,0°	271.7	272.4	273.1	273.6	273.9	274.0	223.0	216.4	209.6	202.9	196.2	189.6	183.4
7,5°	271.7	271.4	271.2	271.2	271.4	271.4	217.0	207.0	196.7	186.4	176.4	166.9	158.0
10,0°	257.9	256.3	254.9	254.1	254.0	253.8	210.4	197.3	183.8	170.7	158.0	146.5	136.7
12,5°	233.8	230.0	227.5	225.9	225.2	224.9	203.7	187.7	171.5	156.1	142.2	130.7	121.9
15,0°	206.9	202.4	199.3	197.4	196.4	196.3	196.1	177.5	159.4	143.0	129.7	120.2	113.7
17,5°	184.0	180.4	178.5	177.4	177.1	177.2	188.5	167.5	147.8	131.8	120.4	113.4	109.4
20,0°	172.4	171.1	171.0	171.5	172.1	172.5	180.7	157.7	137.5	122.6	113.6	109.0	106.6
22,5°	171.7	173.3	175.3	177.6	179.5	180.3	173.5	148.7	128.5	115.4	108.6	105.6	103.3
25,0°	180.4	184.0	187.5	191.1	194.0	195.2	166.1	140.4	120.9	110.1	105.1	102.4	99.8
27,5°	194.9	198.1	201.4	206.2	209.6	210.4	159.8	133.1	114.9	105.9	102.2	99.3	96.7
30,0°	211.0	213.4	216.8	223.3	225.7	225.2	153.2	125.9	109.4	102.4	99.3	96.6	93.0
32,5°	230.7	234.4	240.4	248.9	249.2	248.6	147.8	119.8	104.8	99.1	96.4	93.6	86.1
35,0°	260.3	266.9	278.0	288.2	286.9	287.5	141.1	113.3	99.9	95.7	92.6	86.8	78.5
37,5°	303.6	312.8	322.9	327.5	328.1	329.6	135.0	107.3	95.8	92.5	86.3	78.6	74.0
40,0°	343.2	350.8	360.0	365.5	369.3	372.3	127.7	101.3	91.9	89.1	78.2	72.6	71.6
42,5°	329.7	335.0	342.0	348.1	352.2	354.4	120.9	96.0	88.5	85.4	72.4	69.5	69.2
45,0°	325.0	331.5	341.4	352.4	358.7	361.7	113.7	91.1	85.4	81.8	68.4	66.7	66.9
47,5°	334.5	343.3	356.2	373.7	383.7	388.7	109.8	87.7	82.9	78.3	65.3	64.2	64.3
50,0°	344.2	365.5	393.0	427.0	447.6	455.9	106.1	84.9	80.8	74.6	62.0	61.6	61.6
52,5°	386.7	435.0	483.5	531.2	558.8	569.1	104.9	83.4	79.4	71.3	59.2	58.9	58.9
55,0°	491.9	536.5	582.5	630.2	661.6	674.9	106.0	83.1	78.7	67.9	56.9	56.2	56.5
57,5°	601.7	615.0	643.8	682.0	709.6	721.4	114.8	85.9	79.7	66.3	55.7	54.1	54.2
60,0°	644.7	592.9	578.6	591.2	605.1	611.2	140.6	94.7	85.1	70.0	59.8	55.6	53.5
62,5°	532.1	442.6	407.1	390.4	371.5	372.0	218.5	116.7	98.1	83.3	74.8	67.3	59.4
65,0°	359.7	284.4	213.4	163.1	135.7	136.8	267.6	124.6	102.7	92.8	88.5	81.4	71.2
67,5°	212.7	163.6	70.8	55.1	51.3	50.3	137.5	86.1	80.6	78.6	79.5	76.7	70.5
70,0°	116.8	92.0	45.7	40.5	39.5	39.3	53.1	45.7	45.1	46.7	49.3	52.7	53.8
72,5°	57.5	49.2	35.9	34.4	34.4	35.0	34.1	33.0	31.8	31.7	32.8	35.6	37.7
75,0°	32.7	31.8	30.6	28.9	27.7	28.0	27.3	26.2	25.0	25.1	26.1	27.7	29.9
77,5°	32.1	32.2	25.5	20.8	19.4	19.6	20.3	19.4	18.9	19.4	20.1	21.7	22.9
80,0°	34.3	31.4	17.5	13.9	12.8	12.7	15.0	13.6	13.2	13.8	14.5	15.5	16.1
82,5°	16.1	15.6	10.1	8.2	7.5	7.1	8.4	7.8	8.2	8.7	9.2	9.6	9.8
85,0°	5.2	5.1	4.4	3.6	3.2	2.9	3.6	3.8	4.0	4.3	4.5	4.6	4.7
87,5°	1.1	1.1	1.0	1.0	0.9	0.9	1.3	1.4	1.5	1.6	1.6	1.7	1.7
90,0°	0.0	0.0	0.0	0.0	0.0	0.0	0.0	0.0	0.0	0.0	0.0	0.0	0.0

## Lichttechnischer Prüfbefund

<b>Familie</b> Floodlight FL21 micro	<b>Bestell-Nr.: 5XA7761A2D2A</b> <b>EAN: 4058352669020</b>	<b>LP-Nummer</b> 59303_18
<b>Wertetabelle Lichtstärkemessung</b>		<b>Maximale Lichtstärke</b>
		<b>siteco</b>

C- Ebenen	220° 320°	225° 315°	230° 310°	235° 305°	240° 300°	245° 295°	250° 290°	255° 285°	260° 280°	265° 275°	270°	Phi-Zone	Summe Phi-Zone
γ	Lichtstärke in cd/klm											Lichtstrom in lm/klm	
0,0°	231.6	231.6	231.6	231.6	231.6	231.6	231.6	231.6	231.6	231.6	231.6	0.3	0.3
2,5°	207.5	204.9	202.7	200.5	198.6	197.1	195.7	194.7	193.7	193.2	192.8	2.7	3.1
5,0°	177.6	172.1	167.4	163.0	159.2	156.1	153.5	151.5	149.9	148.9	148.5	5.2	8.3
7,5°	150.1	142.9	137.0	131.9	127.9	124.9	122.4	120.5	119.1	118.3	118.1	7.5	15.8
10,0°	128.5	122.0	117.0	113.1	110.2	108.2	106.7	105.6	104.9	104.5	104.4	9.4	25.2
12,5°	115.4	110.6	107.3	105.0	103.3	102.3	101.4	100.8	100.3	100.0	100.0	11.0	36.2
15,0°	109.4	106.5	104.4	102.5	100.6	98.9	97.6	96.5	95.7	95.3	95.2	12.4	48.5
17,5°	107.0	104.7	102.2	99.6	97.2	95.1	93.4	92.2	91.3	90.8	90.7	13.5	62.0
20,0°	104.4	101.8	99.0	96.5	94.3	92.3	90.6	89.4	88.6	88.1	87.9	14.7	76.7
22,5°	100.7	98.3	96.1	94.1	92.0	88.8	86.1	84.6	84.0	83.8	83.7	15.9	92.6
25,0°	97.4	95.3	93.3	90.3	85.4	80.8	77.4	75.9	75.4	75.0	74.9	17.2	109.8
27,5°	93.6	90.0	86.6	82.2	77.4	74.3	72.6	71.2	70.2	69.5	69.2	18.7	128.5
30,0°	86.3	81.5	78.6	76.0	74.5	73.2	71.7	70.2	69.1	68.3	68.0	20.3	148.8
32,5°	78.4	75.9	74.9	74.2	73.3	72.0	70.3	68.7	67.5	66.6	66.3	22.3	171.0
35,0°	74.7	74.0	73.4	72.6	71.4	70.0	68.4	67.0	65.9	65.1	64.7	24.7	195.7
37,5°	73.1	72.5	71.7	70.5	69.5	68.4	67.2	66.0	65.0	64.2	63.7	27.7	223.4
40,0°	71.3	70.7	69.5	68.6	68.0	67.3	66.3	65.4	64.7	63.8	63.2	31.0	254.4
42,5°	69.2	68.5	67.9	67.4	66.9	66.4	66.0	65.6	65.0	64.1	63.5	31.7	286.1
45,0°	66.8	66.7	66.6	66.5	66.4	66.4	66.5	66.7	66.6	65.7	65.1	32.6	318.8
47,5°	64.7	65.2	65.7	66.1	66.6	67.3	68.3	69.4	69.8	69.3	68.8	35.2	354.0
50,0°	62.4	63.6	64.7	66.0	67.5	69.6	72.3	74.7	75.7	75.8	75.7	39.1	393.1
52,5°	60.1	61.7	63.7	65.9	69.0	73.4	79.0	83.4	84.7	85.3	85.7	45.1	438.2
55,0°	57.8	60.0	62.7	66.7	72.0	79.7	88.9	94.8	95.2	95.9	96.7	53.5	491.8
57,5°	55.6	58.3	62.2	68.2	76.3	87.4	99.9	106.1	104.6	104.6	105.7	66.2	558.0
60,0°	53.9	56.9	62.2	70.3	81.0	94.3	107.8	112.8	108.9	107.7	108.8	82.6	640.6
62,5°	55.4	56.9	62.5	71.8	84.2	97.4	109.3	112.3	106.3	104.1	104.5	99.5	740.1
65,0°	63.7	63.5	66.0	72.7	84.1	95.3	105.1	105.4	98.9	95.6	96.1	99.9	840.0
67,5°	70.1	78.4	77.3	72.4	79.6	88.2	95.1	94.0	87.3	84.7	85.0	77.4	917.4
70,0°	61.5	83.1	81.8	70.7	72.2	78.2	82.6	81.2	75.4	72.7	73.9	40.8	958.2
72,5°	42.3	57.4	62.9	59.5	61.2	65.1	67.5	65.8	60.5	58.3	60.0	16.1	974.3
75,0°	31.9	36.8	42.7	46.3	49.5	52.1	53.3	51.3	47.4	45.6	47.0	9.3	983.7
77,5°	24.7	27.9	31.7	34.9	37.5	39.4	39.8	37.3	34.2	32.7	33.7	6.9	990.6
80,0°	17.6	19.4	21.6	23.6	25.1	26.0	25.6	23.9	22.2	21.1	21.1	4.9	995.4
82,5°	10.4	11.4	12.7	13.8	14.8	15.6	15.4	14.5	13.4	12.7	12.6	2.9	998.3
85,0°	4.9	5.3	5.9	6.5	7.0	7.3	7.4	7.1	6.6	6.3	6.2	1.3	999.6
87,5°	1.7	1.8	1.9	2.0	2.2	2.2	2.2	2.1	1.9	1.8	1.7	0.4	1000.0
90,0°	0.0	0.0	0.0	0.0	0.0	0.0	0.0	0.0	0.0	0.0	0.0	0.0	1000.0

## Lichttechnischer Prüfbefund

<b>Familie</b> Floodlight FL21 micro	<b>Bestell-Nr.: 5XA7761A2D2A</b> <b>EAN: 4058352669020</b>	<b>LP-Nummer</b> 59303_18
<b>Dimmstufen-Tabelle</b>		<b>sITeco</b>
Umgebungstemperatur: 25°C		

Lichtstrom [%]	Dimmstufe linear	Dimmstufe logarithmisch	Lichtstrom [lm]	Systemleistung [W] Lebensdauerbeginn	Systemleistung [W] Lebensdauerende	Systemleistung [W] Durchschnitt
100	254	254	2890	23.1	23.8	23.5
95	241	252	2742	21.7	22.4	22.0
90	229	250	2606	20.4	21.1	20.8
85	216	248	2458	19.1	19.7	19.4
80	203	246	2310	17.8	18.3	18.0
75	190	243	2162	16.6	17.1	16.8
70	178	241	2025	15.5	15.9	15.7
65	165	238	1877	14.3	14.7	14.5
60	152	235	1729	13.1	13.5	13.3
55	140	232	1593	12.1	12.4	12.2
50	127	229	1445	11.0	11.3	11.2
45	114	225	1297	9.9	10.2	10.0
40	102	221	1161	8.9	9.2	9.0
35	89	216	1013	7.9	8.1	8.0
30	76	210	865	6.9	7.1	7.0
25	63	203	717	5.9	6.1	6.0
20	51	195	580	5.1	5.2	5.2
15	39	185	444	4.2	4.3	4.2