


Lichttechnischer Prüfbefund

Familie
TV20 LED

Bestell-Nr.: 5XA86172N0A
EAN: 4050737978284

LP-Nummer
56537_5



Ausführung Antivandalenleuchte
Optik satiniert
Abdeckung PC
Bestückung 1 x LED 4000K / CRI ≥ 80
 (unbekannt LED 4000K / CRI = 80)
Betriebsgerät EVG
Bemessungswerte Nettolichtstrom = 2130 lm
 Systemleistung = 21.0 W
 Lichtausbeute = 101.4 lm/W

Seriendokumentation
28.01.2016

siteco

Lichtstärke in cd/klm

C180-0

C185-5

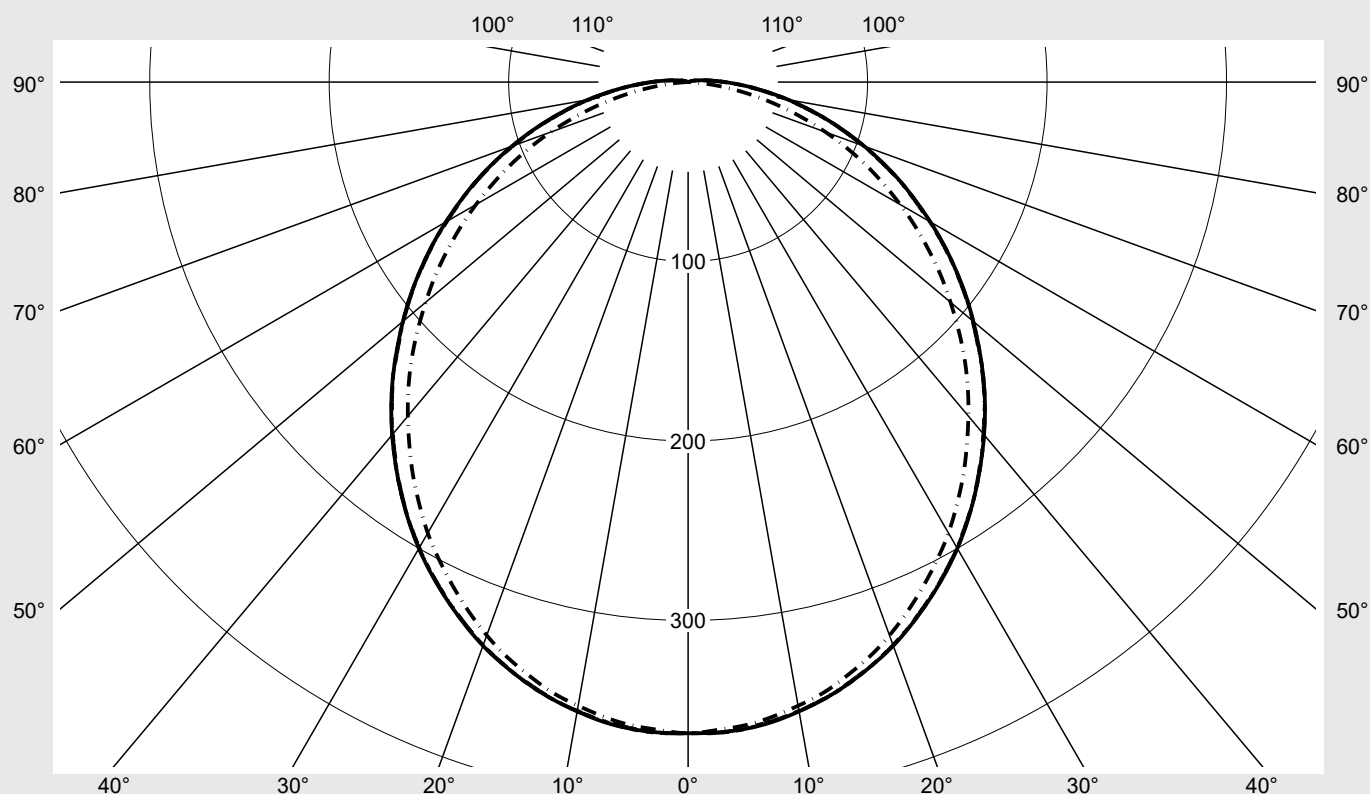
C190-10

C270-90

Imax: 363 cd/klm

Hausseite

Straßenseite



Leuchtenbetriebswirkungsgrade

Eta 100.0%
 Eta 0° - 90° 99.1%
 Eta 90° - 180° 0.9%

Lichtstärkeklasse nach EN13201-2

Klasse: G2
 Imax 70° 104.5
 Imax 80° 56.7
 Imax 90° 20.7
 Imax >90° 15.0
 Imax >95° 7.8

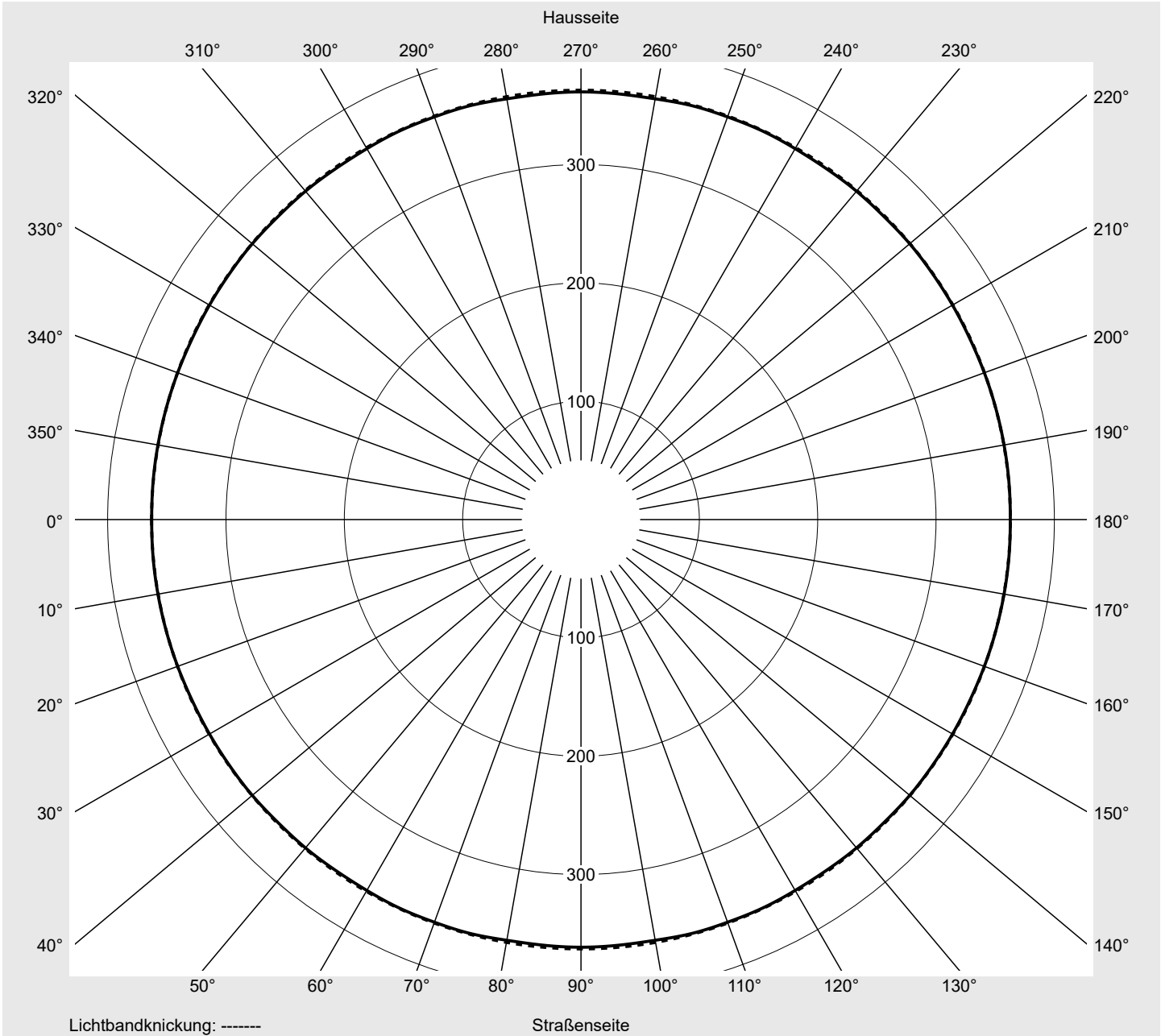
Messbedingungen

DIN EN 13032 und DIN 5032

Lichttechnischer Prüfbefund

Familie TV20 LED	Bestell-Nr.: 5XA86172N0A EAN: 4050737978284	LP-Nummer 56537_5
----------------------------	--	-----------------------------

Kegelmantelkurven in cd/klm KMK 2,5° KMK 0° siteco



Lichttechnischer Prüfbefund

Familie TV20 LED	Bestell-Nr.: 5XA86172N0A EAN: 4050737978284	LP-Nummer 56537_5
Wertetabelle Lichtstärkemessung		Maximale Lichtstärke
		siteco

C- Ebenen	0° 180°	5°	10°	15°	20°	25°	30°	35°	40°	45°
		175° 185° 355°	170° 190° 350°	165° 195° 345°	160° 200° 340°	155° 205° 335°	150° 210° 330°	145° 215° 325°	140° 220° 320°	135° 225° 315°
γ		Lichtstärke in cd/klm								
0,0°	362.8	362.8	362.8	362.8	362.8	362.8	362.8	362.8	362.8	362.8
2,5°	362.8	363.0	363.0	362.9	362.7	362.4	362.5	362.5	362.6	362.1
5,0°	361.8	361.9	361.4	361.5	361.0	360.9	360.8	360.8	361.1	360.8
7,5°	359.6	359.2	359.0	359.0	358.8	358.7	358.3	358.5	358.6	358.0
10,0°	356.1	355.8	355.9	355.8	355.5	355.1	355.1	355.0	354.8	354.4
12,5°	351.9	351.9	351.7	351.7	351.2	350.8	350.7	350.5	350.5	350.0
15,0°	346.7	346.8	346.4	346.4	346.0	345.6	345.3	345.0	345.2	344.5
17,5°	340.8	340.7	340.6	340.5	339.9	339.3	339.1	338.7	338.6	338.2
20,0°	334.2	333.9	333.9	333.6	333.0	332.8	332.1	331.7	331.5	330.9
22,5°	326.5	326.3	326.1	325.7	325.0	324.6	323.9	323.7	323.3	322.7
25,0°	318.1	318.0	317.8	317.5	316.7	316.4	315.8	315.3	314.8	314.1
27,5°	309.4	309.1	309.0	308.5	308.0	307.2	306.5	305.9	305.3	304.9
30,0°	300.0	299.9	299.6	299.1	298.6	297.9	297.1	296.4	295.9	295.1
32,5°	289.8	289.7	289.4	289.0	288.4	287.4	286.6	285.9	285.0	284.2
35,0°	279.0	279.1	278.8	278.3	277.6	276.7	275.6	274.9	273.9	273.0
37,5°	267.9	267.9	267.4	266.9	266.1	265.3	264.3	263.5	262.4	261.4
40,0°	256.5	256.4	255.9	255.5	254.8	253.7	252.7	251.7	250.6	249.4
42,5°	244.8	244.6	244.3	243.7	243.0	242.1	241.2	239.9	238.8	237.5
45,0°	232.6	232.7	232.3	231.7	230.9	229.8	228.7	227.5	226.2	224.9
47,5°	220.0	219.8	219.3	218.8	218.0	217.0	215.8	214.5	213.2	211.7
50,0°	207.4	207.3	206.9	206.3	205.5	204.4	203.1	201.8	200.4	198.8
52,5°	194.9	194.7	194.4	193.8	192.9	191.7	190.5	189.0	187.5	186.0
55,0°	181.9	181.8	181.4	180.7	179.7	178.6	177.2	175.8	174.3	172.6
57,5°	169.0	168.9	168.5	167.8	166.9	165.7	164.3	162.7	161.1	159.5
60,0°	155.9	155.6	155.1	154.5	153.6	152.4	150.8	149.2	147.6	145.9
62,5°	142.8	142.7	142.2	141.5	140.6	139.2	137.7	136.1	134.4	132.6
65,0°	130.2	130.0	129.6	128.9	127.8	126.5	125.0	123.3	121.5	119.6
67,5°	117.2	117.0	116.5	115.8	114.8	113.5	111.8	110.1	108.2	106.3
70,0°	104.5	104.2	103.7	103.0	101.9	100.5	98.9	97.1	95.0	93.0
72,5°	91.9	91.7	91.2	90.4	89.3	87.9	86.2	84.3	82.2	80.0
75,0°	79.7	79.5	79.0	78.1	77.0	75.5	73.8	71.9	69.8	67.5
77,5°	67.8	67.6	67.1	66.2	65.0	63.5	61.8	59.8	57.7	55.4
80,0°	56.7	56.5	56.0	55.1	53.9	52.4	50.6	48.6	46.5	44.1
82,5°	45.9	45.7	45.2	44.3	43.1	41.6	39.8	37.8	35.7	33.4
85,0°	36.3	36.1	35.6	34.7	33.5	32.1	30.4	28.4	26.3	24.1
87,5°	27.7	27.5	27.1	26.3	25.2	23.8	22.2	20.4	18.5	16.4
90,0°	20.7	20.5	20.1	19.4	18.4	17.2	15.8	14.2	12.5	10.7
92,5°	15.0	14.9	14.5	13.9	13.1	12.0	10.8	9.5	8.1	6.7
95,0°	10.7	10.6	10.3	9.8	9.1	8.3	7.4	6.4	5.3	4.3
97,5°	7.8	7.7	7.5	7.1	6.5	5.9	5.2	4.4	3.6	2.9
100,0°	5.5	5.4	5.2	4.9	4.5	4.1	3.5	2.9	2.4	1.8
102,5°	4.1	4.0	3.9	3.6	3.3	2.9	2.5	2.1	1.7	1.3
105,0°	2.9	2.9	2.8	2.6	2.3	2.1	1.7	1.4	1.1	0.9
107,5°	2.1	2.1	2.0	1.9	1.7	1.5	1.3	1.0	0.9	0.7
110,0°	1.5	1.5	1.4	1.3	1.2	1.0	0.9	0.7	0.6	0.5

Lichttechnischer Prüfbefund

Familie TV20 LED	Bestell-Nr.: 5XA86172N0A EAN: 4050737978284	LP-Nummer 56537_5
Wertetabelle Lichtstärkemessung		Maximale Lichtstärke
		sitEco

C- Ebenen	50°	55°	60°	65°	70°	75°	80°	85°	90°	Phi-Zone	Summe Phi-Zone	
	130°	125°	120°	115°	110°	105°	100°	95°				
	230°	235°	240°	245°	250°	255°	260°	265°	270°			
	310°	305°	300°	295°	290°	285°	280°	275°				
γ	Lichtstärke in cd/klm										Lichtstrom in lm/klm	
0,0°	362.8	362.8	362.8	362.8	362.8	362.8	362.8	362.8	362.8	362.8	0.5	0.5
2,5°	362.2	361.8	361.9	362.4	362.1	362.1	361.0	361.1	361.4	361.4	4.3	4.9
5,0°	360.7	360.4	360.5	360.9	360.8	360.7	359.8	359.6	359.8	359.8	8.6	13.5
7,5°	358.2	357.8	357.9	358.0	357.8	357.9	356.9	356.8	356.9	356.9	12.8	26.3
10,0°	354.5	354.0	354.2	354.2	354.1	353.8	352.9	352.9	352.9	352.9	16.9	43.2
12,5°	349.9	349.6	349.7	349.7	349.7	349.5	348.2	348.1	348.5	348.5	20.8	64.0
15,0°	344.2	344.0	343.9	344.0	343.9	343.7	342.5	342.3	342.4	342.4	24.5	88.4
17,5°	338.0	337.4	337.3	337.1	337.0	336.9	335.7	335.5	335.8	335.8	27.9	116.3
20,0°	330.7	330.1	330.2	329.7	329.5	329.2	328.1	327.9	328.1	328.1	31.0	147.4
22,5°	322.4	321.6	321.5	321.0	320.9	320.5	319.3	319.1	319.3	319.3	33.9	181.2
25,0°	313.6	312.9	312.5	312.1	311.8	311.6	310.4	310.0	310.0	310.0	36.4	217.6
27,5°	304.1	303.4	303.0	302.3	302.0	301.7	300.6	300.1	300.3	300.3	38.6	256.2
30,0°	294.1	293.5	292.8	292.2	291.8	291.6	290.4	290.0	290.1	290.1	40.4	296.6
32,5°	283.2	282.3	281.7	281.1	280.6	280.2	279.2	278.6	278.8	278.8	41.9	338.5
35,0°	272.0	271.1	270.4	269.7	269.1	268.7	267.7	267.1	267.3	267.3	42.9	381.5
37,5°	260.4	259.3	258.4	257.8	257.0	256.6	255.6	255.1	255.1	255.1	43.6	425.1
40,0°	248.3	247.1	246.4	245.6	244.8	244.3	243.6	243.0	242.9	242.9	44.0	469.1
42,5°	236.4	235.1	234.3	233.3	232.5	232.0	231.2	230.6	230.6	230.6	44.0	513.1
45,0°	223.8	222.3	221.4	220.4	219.6	219.1	218.5	217.8	217.8	217.8	43.6	556.8
47,5°	210.5	209.1	208.1	207.1	206.2	205.7	204.9	204.4	204.3	204.3	42.9	599.6
50,0°	197.6	196.3	195.0	194.0	193.0	192.4	191.6	190.9	190.9	190.9	41.8	641.4
52,5°	184.5	183.3	181.9	180.8	179.8	179.2	178.3	177.7	177.7	177.7	40.5	681.9
55,0°	171.1	169.7	168.3	167.2	166.1	165.4	164.6	164.0	163.9	163.9	38.8	720.7
57,5°	157.8	156.4	155.0	153.8	152.7	151.8	151.1	150.5	150.3	150.3	36.9	757.7
60,0°	144.2	142.5	141.2	139.9	138.7	137.7	137.1	136.6	136.5	136.5	34.7	792.3
62,5°	130.8	129.1	127.6	126.2	125.1	124.1	123.3	122.8	122.7	122.7	32.3	824.6
65,0°	117.8	115.9	114.3	112.9	111.6	110.5	109.9	109.4	109.3	109.3	29.7	854.3
67,5°	104.3	102.3	100.6	99.1	97.8	96.6	95.8	95.4	95.4	95.4	26.9	881.2
70,0°	91.0	88.9	87.1	85.5	84.0	82.8	81.9	81.5	81.5	81.5	23.9	905.2
72,5°	77.9	75.8	73.9	72.1	70.6	69.3	68.3	67.8	67.8	67.8	20.9	926.1
75,0°	65.3	63.1	61.0	59.1	57.5	56.1	55.1	54.5	54.4	54.4	17.8	943.9
77,5°	53.1	50.7	48.5	46.6	44.8	43.3	42.3	41.6	41.5	41.5	14.7	958.6
80,0°	41.8	39.4	37.0	35.0	33.1	31.4	30.2	29.6	29.4	29.4	11.8	970.4
82,5°	31.0	28.6	26.2	24.1	22.1	20.4	19.1	18.3	18.1	18.1	8.9	979.3
85,0°	21.8	19.5	17.2	15.1	13.1	11.4	10.0	9.1	8.9	8.9	6.4	985.6
87,5°	14.3	12.2	10.1	8.2	6.5	4.9	3.6	2.7	2.4	2.4	4.3	990.0
90,0°	8.9	7.2	5.5	4.0	2.7	1.7	0.9	0.4	0.2	0.2	2.9	992.9
92,5°	5.3	3.9	2.7	2.5	1.7	1.0	0.6	0.3	0.0	0.0	2.0	994.8
95,0°	3.3	2.4	1.6	1.1	0.6	0.4	0.3	0.3	0.3	0.3	1.3	996.2
97,5°	2.2	1.7	1.1	0.8	0.5	0.4	0.3	0.3	0.3	0.3	0.9	997.1
100,0°	1.4	1.0	0.6	0.5	0.4	0.3	0.3	0.3	0.3	0.3	0.6	997.7
102,5°	1.0	0.7	0.5	0.4	0.4	0.4	0.4	0.4	0.4	0.4	0.5	998.2
105,0°	0.7	0.5	0.4	0.4	0.4	0.4	0.4	0.4	0.4	0.4	0.3	998.6
107,5°	0.6	0.5	0.4	0.4	0.4	0.4	0.4	0.4	0.4	0.4	0.3	998.8
110,0°	0.5	0.4	0.4	0.4	0.4	0.4	0.4	0.4	0.4	0.4	0.2	999.0

Lichttechnischer Prüfbefund

Familie TV20 LED	Bestell-Nr.: 5XA86172N0A EAN: 4050737978284	LP-Nummer 56537_5
Wertetabelle Lichtstärkemessung		Maximale Lichtstärke
		siteco

C- Ebenen	0° 180°	5°	10°	15°	20°	25°	30°	35°	40°	45°	
		175° 185° 355°	170° 190° 350°	165° 195° 345°	160° 200° 340°	155° 205° 335°	150° 210° 330°	145° 215° 325°	140° 220° 320°	135° 225° 315°	
γ		Lichtstärke in cd/klm									
112,5°	1.1	1.1	1.0	1.0	0.9	0.8	0.7	0.6	0.5	0.5	
115,0°	0.8	0.8	0.8	0.7	0.7	0.6	0.5	0.5	0.5	0.5	
117,5°	0.6	0.6	0.6	0.6	0.6	0.6	0.5	0.5	0.5	0.5	
120,0°	0.5	0.5	0.5	0.5	0.5	0.5	0.5	0.5	0.5	0.5	
122,5°	0.6	0.6	0.6	0.6	0.6	0.6	0.6	0.6	0.6	0.6	
125,0°	0.6	0.6	0.6	0.6	0.6	0.6	0.6	0.6	0.6	0.6	
127,5°	0.7	0.7	0.7	0.7	0.7	0.7	0.7	0.7	0.7	0.7	
130,0°	0.0	0.0	0.0	0.0	0.0	0.0	0.0	0.0	0.0	0.0	
132,5°	0.0	0.0	0.0	0.0	0.0	0.0	0.0	0.0	0.0	0.0	
135,0°	0.0	0.0	0.0	0.0	0.0	0.0	0.0	0.0	0.0	0.0	
137,5°	0.0	0.0	0.0	0.0	0.0	0.0	0.0	0.0	0.0	0.0	
140,0°	0.0	0.0	0.0	0.0	0.0	0.0	0.0	0.0	0.0	0.0	
142,5°	0.0	0.0	0.0	0.0	0.0	0.0	0.0	0.0	0.0	0.0	
145,0°	0.0	0.0	0.0	0.0	0.0	0.0	0.0	0.0	0.0	0.0	
147,5°	0.0	0.0	0.0	0.0	0.0	0.0	0.0	0.0	0.0	0.0	
150,0°	0.0	0.0	0.0	0.0	0.0	0.0	0.0	0.0	0.0	0.0	
152,5°	0.0	0.0	0.0	0.0	0.0	0.0	0.0	0.0	0.0	0.0	
155,0°	0.0	0.0	0.0	0.0	0.0	0.0	0.0	0.0	0.0	0.0	
157,5°	0.0	0.0	0.0	0.0	0.0	0.0	0.0	0.0	0.0	0.0	
160,0°	0.0	0.0	0.0	0.0	0.0	0.0	0.0	0.0	0.0	0.0	
162,5°	0.0	0.0	0.0	0.0	0.0	0.0	0.0	0.0	0.0	0.0	
165,0°	0.0	0.0	0.0	0.0	0.0	0.0	0.0	0.0	0.0	0.0	
167,5°	0.0	0.0	0.0	0.0	0.0	0.0	0.0	0.0	0.0	0.0	
170,0°	0.0	0.0	0.0	0.0	0.0	0.0	0.0	0.0	0.0	0.0	
172,5°	0.0	0.0	0.0	0.0	0.0	0.0	0.0	0.0	0.0	0.0	
175,0°	0.0	0.0	0.0	0.0	0.0	0.0	0.0	0.0	0.0	0.0	
177,5°	0.0	0.0	0.0	0.0	0.0	0.0	0.0	0.0	0.0	0.0	
180,0°	0.0	0.0	0.0	0.0	0.0	0.0	0.0	0.0	0.0	0.0	

Lichttechnischer Prüfbefund

Familie TV20 LED	Bestell-Nr.: 5XA86172N0A EAN: 4050737978284	LP-Nummer 56537_5
Wertetabelle Lichtstärkemessung		Maximale Lichtstärke
		siteco

C- Ebenen	50°	55°	60°	65°	70°	75°	80°	85°	90°	Phi-Zone	Summe Phi-Zone
	130°	125°	120°	115°	110°	105°	100°	95°			
	230°	235°	240°	245°	250°	255°	260°	265°			
	310°	305°	300°	295°	290°	285°	280°	275°			
γ	Lichtstärke in cd/klm									Lichtstrom in lm/klm	
112,5°	0.5	0.5	0.4	0.4	0.4	0.4	0.4	0.4	0.4	0.2	999.2
115,0°	0.5	0.5	0.5	0.5	0.5	0.5	0.5	0.5	0.5	0.1	999.3
117,5°	0.5	0.5	0.5	0.5	0.5	0.5	0.5	0.5	0.5	0.1	999.4
120,0°	0.5	0.5	0.5	0.5	0.5	0.5	0.5	0.5	0.5	0.1	999.6
122,5°	0.6	0.6	0.6	0.6	0.6	0.6	0.6	0.6	0.6	0.1	999.7
125,0°	0.6	0.6	0.6	0.6	0.6	0.6	0.6	0.6	0.6	0.1	999.8
127,5°	0.7	0.7	0.7	0.7	0.7	0.7	0.7	0.7	0.7	0.2	1000.0
130,0°	0.0	0.0	0.0	0.0	0.0	0.0	0.0	0.0	0.0	0.0	1000.0
132,5°	0.0	0.0	0.0	0.0	0.0	0.0	0.0	0.0	0.0	0.0	1000.0
135,0°	0.0	0.0	0.0	0.0	0.0	0.0	0.0	0.0	0.0	0.0	1000.0
137,5°	0.0	0.0	0.0	0.0	0.0	0.0	0.0	0.0	0.0	0.0	1000.0
140,0°	0.0	0.0	0.0	0.0	0.0	0.0	0.0	0.0	0.0	0.0	1000.0
142,5°	0.0	0.0	0.0	0.0	0.0	0.0	0.0	0.0	0.0	0.0	1000.0
145,0°	0.0	0.0	0.0	0.0	0.0	0.0	0.0	0.0	0.0	0.0	1000.0
147,5°	0.0	0.0	0.0	0.0	0.0	0.0	0.0	0.0	0.0	0.0	1000.0
150,0°	0.0	0.0	0.0	0.0	0.0	0.0	0.0	0.0	0.0	0.0	1000.0
152,5°	0.0	0.0	0.0	0.0	0.0	0.0	0.0	0.0	0.0	0.0	1000.0
155,0°	0.0	0.0	0.0	0.0	0.0	0.0	0.0	0.0	0.0	0.0	1000.0
157,5°	0.0	0.0	0.0	0.0	0.0	0.0	0.0	0.0	0.0	0.0	1000.0
160,0°	0.0	0.0	0.0	0.0	0.0	0.0	0.0	0.0	0.0	0.0	1000.0
162,5°	0.0	0.0	0.0	0.0	0.0	0.0	0.0	0.0	0.0	0.0	1000.0
165,0°	0.0	0.0	0.0	0.0	0.0	0.0	0.0	0.0	0.0	0.0	1000.0
167,5°	0.0	0.0	0.0	0.0	0.0	0.0	0.0	0.0	0.0	0.0	1000.0
170,0°	0.0	0.0	0.0	0.0	0.0	0.0	0.0	0.0	0.0	0.0	1000.0
172,5°	0.0	0.0	0.0	0.0	0.0	0.0	0.0	0.0	0.0	0.0	1000.0
175,0°	0.0	0.0	0.0	0.0	0.0	0.0	0.0	0.0	0.0	0.0	1000.0
177,5°	0.0	0.0	0.0	0.0	0.0	0.0	0.0	0.0	0.0	0.0	1000.0
180,0°	0.0	0.0	0.0	0.0	0.0	0.0	0.0	0.0	0.0	0.0	1000.0