

Lichttechnischer Prüfbefund

Familie
Streetlight 21 mini LED

Bestell-Nr.: 5XE2F43S08HB
EAN: 4058352725771

LP-Nummer
59110_280



Ausführung Mastansatz- / Mastaufsatzmontage, Smart Interface oben
Optik direkt, asymmetrisch, links breit strahlend ZCL0003
Abdeckung Einscheibensicherheitsglas (ESG)
Bestückung LED 4000 K | CRI ≥ 70
Betriebsgerät EVG-Smart Interface
Bemessungswerte Nettolichtstrom = 8590 lm
Systemleistung = 66.0 W
Lichtausbeute = 130.2 lm/W

Seriendokumentation
18.07.2022

siteco

Lichtstärke in cd/klm

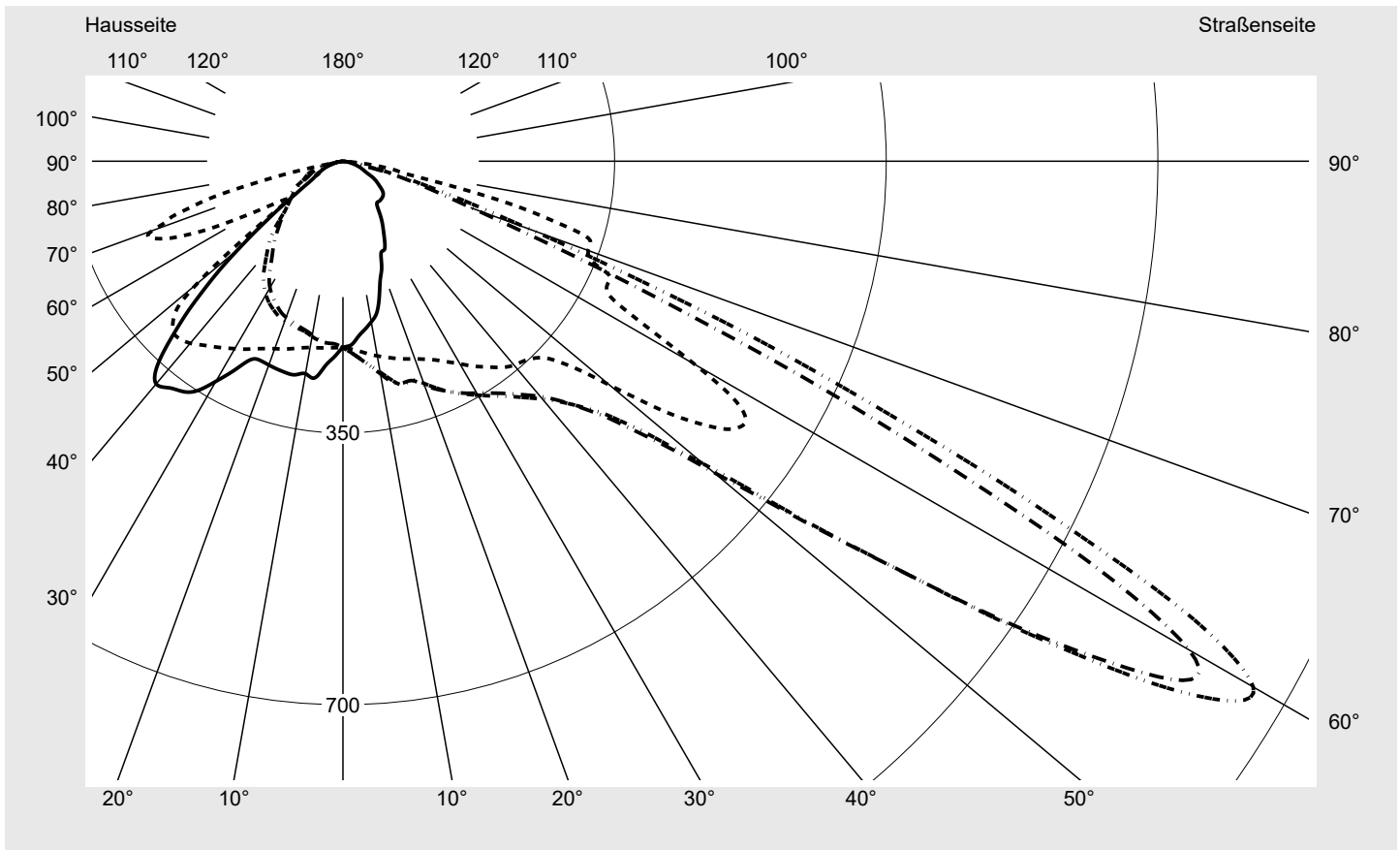
C180-0

C270-90

C297,5-117,5

C300-120

Imax: 1354 cd/klm



Leuchtenbetriebswirkungsgrade

Eta	100.0%
Eta 0° - 90°	100.0%
Eta 90° - 180°	0.0%

Lichtstärkeklasse nach EN13201-2

Klasse:	G3
Imax 70°	751.7
Imax 80°	80.9
Imax 90°	0.0
Imax >90°	0.0
Imax >95°	0.0

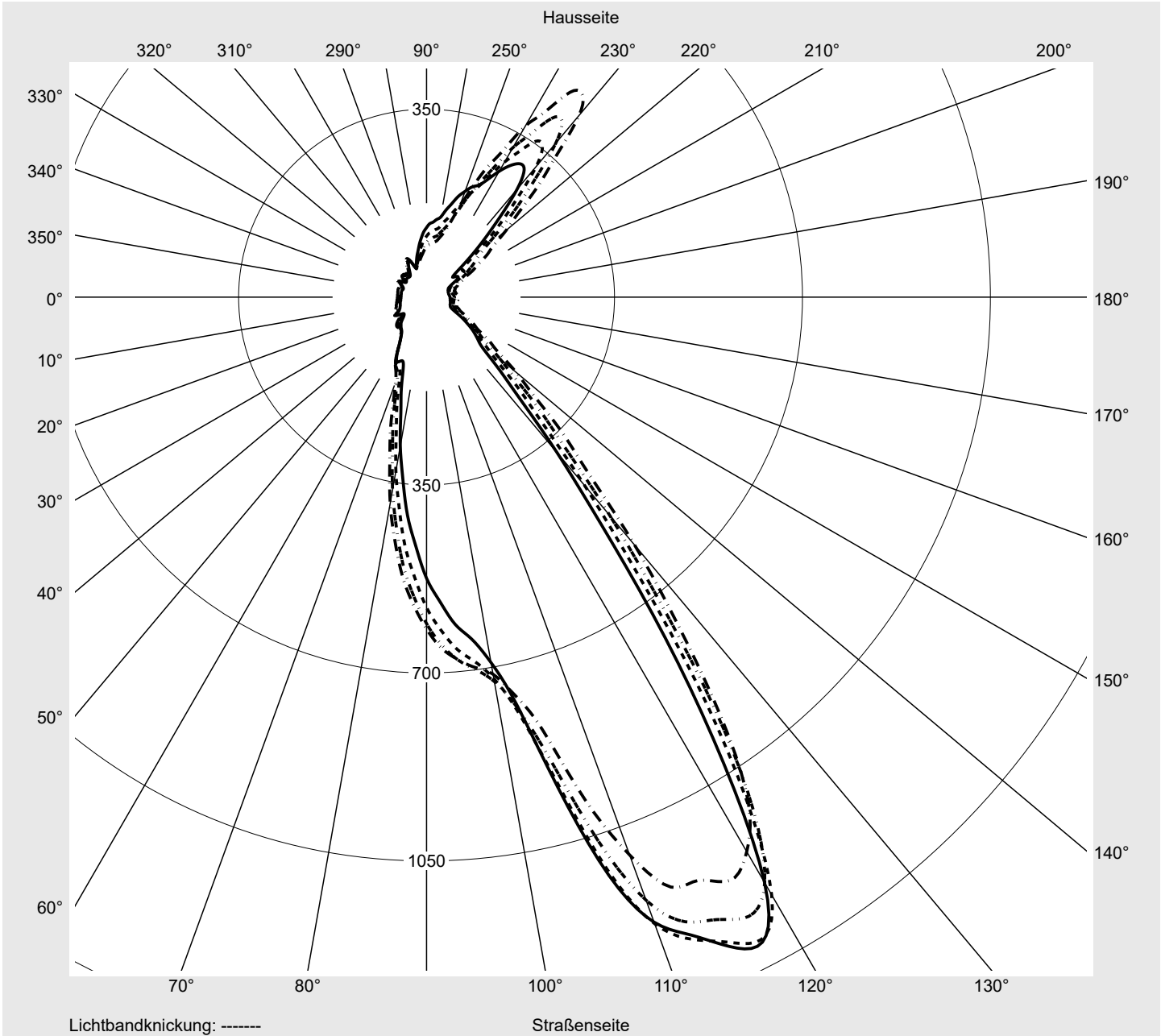
Messbedingungen

DIN EN 13032 und DIN 5032

Lichttechnischer Prüfbefund

Familie Streetlight 21 mini LED	Bestell-Nr.: 5XE2F43S08HB EAN: 4058352725771	LP-Nummer 59110_280
---	---	-------------------------------

Kegelmantelkurven in cd/klm **KMK 60°** **KMK 59°** **KMK 58°** **KMK 57°** **siteco**



Lichttechnischer Prüfbefund

Familie Streetlight 21 mini LED	Bestell-Nr.: 5XE2F43S08HB EAN: 4058352725771	LP-Nummer 59110_280
--	---	--------------------------------------

Wertetabelle Lichtstärkemessung	Maximale Lichtstärke	siteco
--	-----------------------------	---------------

C- Ebenen	0,0°	2,5°	5,0°	7,5°	10,0°	12,5°	15,0°	17,5°	20,0°	22,5°	25,0°	27,5°	30,0°	32,5°	35,0°	37,5°	40,0°
γ	Lichtstärke in cd/klm																
0,0°	240.3	240.3	240.3	240.3	240.3	240.3	240.3	240.3	240.3	240.3	240.3	240.3	240.3	240.3	240.3	240.3	240.3
2,5°	237.0	237.3	237.6	237.5	237.5	237.5	237.5	237.5	237.8	237.8	238.0	238.0	238.0	238.1	238.1	238.0	238.0
5,0°	226.6	226.8	227.3	227.2	227.7	227.5	228.2	228.3	229.2	229.5	230.4	230.9	231.9	232.3	233.3	233.8	234.7
7,5°	218.3	218.5	219.1	219.1	219.6	219.7	220.6	221.2	222.2	222.8	223.7	224.3	225.2	225.8	226.6	227.4	228.2
10,0°	210.1	210.5	210.8	211.0	211.1	211.3	211.6	212.2	212.8	213.4	214.4	215.4	217.1	218.6	220.7	222.2	224.1
12,5°	200.4	200.1	201.3	201.1	202.5	202.9	204.7	205.5	207.6	208.4	210.4	211.4	213.0	214.0	215.3	215.8	217.0
15,0°	180.8	180.5	181.8	182.2	184.2	185.2	188.0	189.5	192.0	193.8	196.5	198.4	201.6	204.0	207.2	209.3	211.6
17,5°	159.8	159.9	160.6	161.1	162.3	163.6	165.7	167.8	171.0	173.7	177.7	181.5	186.2	189.8	193.9	197.1	200.8
20,0°	145.9	145.4	146.6	146.6	148.4	149.3	151.8	153.4	156.4	158.1	161.5	163.6	167.3	170.4	176.4	181.1	188.3
22,5°	128.3	128.5	129.1	129.6	131.0	132.3	134.8	137.2	140.8	143.5	147.6	150.8	154.9	158.3	162.4	165.9	170.7
25,0°	125.9	126.3	126.6	126.8	127.3	127.6	127.8	128.0	127.8	128.7	131.2	133.6	139.6	144.2	150.0	154.0	159.8
27,5°	116.5	116.6	117.5	118.5	120.1	121.4	123.5	125.4	126.9	128.1	128.7	128.7	129.0	130.6	134.7	140.3	147.1
30,0°	104.6	105.0	106.0	107.2	109.1	110.6	112.8	114.7	117.8	120.6	124.2	127.3	128.8	129.7	129.2	130.4	133.8
32,5°	94.2	94.4	96.1	97.6	100.0	101.9	104.5	106.4	109.2	111.6	114.9	117.8	122.6	126.5	129.6	130.4	130.2
35,0°	83.0	83.7	85.7	88.3	91.3	94.6	97.6	100.7	103.8	106.3	109.1	111.4	114.5	117.9	123.4	128.5	130.4
37,5°	72.3	73.3	75.5	78.3	81.9	85.6	90.1	94.2	98.5	102.0	105.2	107.8	110.3	112.4	115.5	119.5	125.8
40,0°	69.0	69.9	71.4	73.4	75.8	78.7	82.1	86.1	91.2	95.8	100.2	103.6	106.7	109.1	111.1	113.0	116.7
42,5°	69.6	70.3	71.7	73.8	76.1	78.5	80.9	83.4	86.2	89.3	93.1	96.9	100.9	103.7	106.9	109.7	112.6
45,0°	69.4	70.0	71.1	72.4	74.0	75.8	77.9	80.3	83.0	85.5	88.6	91.5	94.9	98.3	102.9	107.4	111.6
46,0°	69.2	69.7	70.7	72.1	73.4	74.8	76.7	78.6	80.9	83.3	86.4	89.5	93.0	97.0	101.2	106.2	110.8
47,0°	69.0	69.5	70.4	71.4	72.6	74.0	75.5	77.0	78.9	81.1	83.8	86.9	91.3	95.4	99.5	104.1	109.1
48,0°	68.7	69.2	69.9	70.7	71.7	72.8	74.1	75.5	77.4	79.1	81.5	84.4	89.1	93.4	97.6	101.9	106.8
49,0°	68.3	68.5	69.4	70.0	71.1	71.7	72.9	73.8	75.7	77.0	79.4	81.8	86.2	90.0	95.4	99.3	103.9
50,0°	67.7	67.8	68.5	69.2	70.0	70.7	71.6	72.3	73.6	75.0	77.0	79.4	82.6	86.1	91.7	96.5	100.4
51,0°	66.8	67.0	67.7	68.2	68.8	69.5	70.2	70.7	71.7	72.9	75.0	76.7	79.2	82.0	87.1	92.5	97.1
52,0°	65.6	65.8	66.5	66.8	67.5	68.0	68.5	69.0	69.9	70.9	72.6	74.0	75.8	77.9	81.8	87.2	93.2
53,0°	63.9	64.2	64.8	65.3	66.1	66.5	67.0	67.3	68.0	68.8	70.2	71.4	73.3	74.3	77.2	82.3	89.0
54,0°	61.9	62.0	62.7	63.4	64.1	64.8	65.1	65.4	66.1	67.0	68.0	69.4	70.7	71.1	73.1	77.4	84.4
55,0°	59.3	59.5	60.2	60.7	61.7	62.4	63.1	63.4	64.2	64.9	65.6	67.0	68.5	68.0	69.0	72.3	79.4
56,0°	56.7	56.9	57.6	58.1	59.1	59.8	60.7	61.2	62.5	63.2	63.7	64.9	67.7	65.1	65.8	68.0	75.0
57,0°	54.5	54.4	55.2	55.6	56.6	57.1	58.5	59.0	60.7	61.5	62.4	63.4	67.7	63.1	62.5	63.7	70.4
58,0°	52.3	52.5	53.0	53.3	54.4	54.7	55.7	56.7	58.3	59.5	60.7	62.4	68.2	62.0	59.3	60.0	65.1
59,0°	50.3	50.3	51.0	51.3	52.3	52.7	53.5	54.2	55.7	56.9	58.6	61.0	68.3	61.9	56.4	56.4	60.2
60,0°	47.7	47.7	48.4	48.6	49.6	50.1	50.8	51.3	52.5	53.7	55.7	59.5	67.5	62.2	53.5	52.7	55.6
61,0°	45.2	45.0	45.5	45.8	46.9	47.4	48.2	48.4	49.6	50.3	52.7	57.4	65.6	62.0	51.0	49.9	52.3
62,0°	41.9	41.8	42.4	42.8	43.8	44.3	45.0	45.3	46.2	46.9	49.4	55.2	62.4	60.5	48.6	47.9	49.8
63,0°	37.7	37.7	38.5	38.9	39.9	40.6	41.6	41.8	42.8	43.6	46.4	52.3	58.6	57.8	46.5	45.8	47.4
64,0°	34.4	34.4	35.3	35.8	36.6	37.7	38.7	39.0	40.0	41.1	44.0	49.6	55.2	54.7	44.8	44.0	45.5
65,0°	31.9	31.9	32.7	33.1	34.3	34.9	36.3	36.6	38.0	38.9	42.1	46.9	51.8	50.6	42.8	41.9	43.5
66,0°	30.0	30.0	30.8	31.4	32.0	33.1	34.1	34.8	36.0	37.1	40.2	44.8	48.4	46.9	40.4	40.2	41.2
67,0°	28.5	28.5	29.1	29.7	30.3	31.0	32.0	32.9	34.3	35.6	38.9	42.6	45.3	43.1	38.5	38.5	39.2
68,0°	26.6	26.8	27.3	27.6	28.3	29.0	30.0	30.8	32.4	33.9	37.3	40.2	41.9	39.4	36.3	36.3	36.8
69,0°	25.1	25.1	25.7	26.1	26.6	27.3	28.1	29.0	30.5	32.4	36.0	38.0	38.9	36.3	34.3	34.1	34.3
70,0°	23.7	23.5	24.2	24.4	24.9	25.2	26.4	27.1	28.6	30.7	34.4	35.8	36.1	33.2	32.2	31.5	31.7
71,0°	21.8	21.8	22.3	22.7	23.0	23.5	24.5	25.4	26.8	29.0	32.4	33.7	33.2	30.8	29.7	29.1	29.3
72,0°	19.9	19.9	20.3	20.6	21.0	21.5	22.7	23.7	25.1	27.3	30.5	31.5	30.7	28.3	27.3	26.8	27.1
73,0°	18.1	18.1	18.4	18.6	18.9	19.4	20.4	21.6	23.3	25.4	28.3	29.0	27.9	25.6	24.7	24.2	24.9

Lichttechnischer Prüfbefund

Familie Streetlight 21 mini LED	Bestell-Nr.: 5XE2F43S08HB EAN: 4058352725771	LP-Nummer 59110_280
Wertetabelle Lichtstärkemessung		Maximale Lichtstärke
		sitEco

C- Ebenen	42,5°	45,0°	47,5°	50,0°	52,5°	55,0°	57,5°	60,0°	62,5°	65,0°	67,5°	70,0°	72,5°	75,0°	77,5°	80,0°	82,5°
γ	Lichtstärke in cd/klm																
0,0°	240.3	240.3	240.3	240.3	240.3	240.3	240.3	240.3	240.3	240.3	240.3	240.3	240.3	240.3	240.3	240.3	240.3
2,5°	238.0	237.9	237.7	237.5	237.6	237.7	237.7	237.8	237.9	238.1	238.3	238.7	238.9	239.3	239.8	240.3	240.5
5,0°	235.3	236.4	236.9	237.5	238.1	238.6	238.7	239.1	239.4	239.4	239.6	239.6	240.1	240.6	241.3	242.0	242.7
7,5°	229.0	230.1	231.2	232.6	234.1	235.7	237.1	238.8	240.2	241.3	242.0	242.5	242.7	243.0	243.9	244.7	245.8
10,0°	225.4	227.0	228.3	229.9	230.7	231.9	233.6	236.0	238.4	241.0	242.8	244.2	244.9	245.2	245.9	247.1	248.6
12,5°	218.1	220.7	222.8	225.9	227.8	229.9	231.7	233.5	235.6	238.9	241.9	244.7	246.1	246.5	247.3	249.0	250.9
15,0°	214.2	216.8	217.6	219.3	221.5	225.4	228.9	231.9	234.7	237.2	240.8	244.7	246.9	247.8	248.6	250.8	253.4
17,5°	204.4	208.4	211.7	215.7	218.4	220.5	224.2	229.1	233.2	237.1	240.6	245.0	248.0	249.1	250.5	253.1	256.1
20,0°	192.7	197.7	202.1	207.9	212.0	217.4	221.4	225.4	230.9	236.5	241.0	245.7	249.3	250.5	252.5	255.4	259.0
22,5°	176.7	184.6	191.9	198.3	204.0	210.3	216.6	223.1	227.8	234.6	240.9	246.7	250.6	252.1	254.8	258.4	262.8
25,0°	164.3	169.9	176.7	187.3	195.1	202.6	209.9	218.1	226.0	232.9	240.3	247.8	251.9	254.1	257.8	261.9	267.2
27,5°	153.3	159.9	166.1	173.0	182.5	193.8	203.0	212.3	221.1	230.8	238.7	248.3	253.1	256.3	261.1	266.5	272.1
30,0°	140.6	147.9	155.8	163.9	170.7	181.1	194.3	205.2	215.4	226.6	236.5	246.9	253.2	257.8	264.1	271.1	277.8
32,5°	131.5	136.2	143.4	152.2	161.0	169.3	180.1	195.1	206.5	219.7	232.6	244.2	252.3	258.7	266.9	275.7	283.7
35,0°	130.2	130.9	133.3	140.4	147.9	158.5	167.3	180.8	196.1	211.6	226.0	241.5	251.2	259.9	269.8	280.2	289.5
37,5°	129.3	129.4	129.7	131.7	137.5	145.0	156.5	167.5	184.0	202.3	219.5	237.3	249.7	261.6	273.1	285.2	295.7
40,0°	122.9	127.5	127.8	128.7	130.4	135.8	144.7	158.1	171.1	191.5	210.3	230.7	245.9	260.4	274.0	288.0	300.1
42,5°	115.6	120.7	124.7	126.3	127.9	130.7	134.6	145.2	158.1	176.0	195.2	218.0	237.0	254.2	271.0	288.3	303.2
45,0°	114.0	115.7	119.3	122.7	124.6	125.3	127.1	130.2	142.6	158.5	178.1	202.6	225.8	247.4	269.2	291.1	310.3
46,0°	113.7	114.9	117.4	120.5	122.2	123.0	123.9	125.3	136.2	152.5	171.9	197.0	221.9	245.9	269.8	294.0	315.3
47,0°	112.5	113.3	115.2	117.4	118.6	119.8	119.8	120.3	129.0	146.7	165.5	191.5	218.5	245.7	272.7	299.7	324.1
48,0°	110.6	111.6	112.6	114.0	115.0	116.2	115.9	116.6	123.5	142.0	160.7	188.0	217.1	247.6	277.9	308.6	336.6
49,0°	107.7	109.6	109.2	110.1	110.8	112.3	112.0	113.7	118.8	138.0	156.9	185.9	218.1	252.0	287.6	321.4	355.1
50,0°	104.5	106.2	105.5	105.5	106.0	107.5	108.4	111.1	116.0	135.6	155.1	185.7	221.0	259.9	299.7	339.5	376.8
51,0°	100.5	101.9	100.9	100.9	101.4	103.1	104.8	109.1	114.9	135.0	154.7	186.9	225.4	268.7	313.2	358.9	401.5
52,0°	95.6	96.6	95.9	95.8	96.1	98.5	101.2	106.8	115.0	135.6	155.9	188.5	229.7	277.1	326.7	378.6	426.5
53,0°	91.3	91.7	91.2	91.0	91.7	94.6	98.2	105.0	116.0	136.8	156.8	188.6	231.8	282.2	335.9	393.5	446.0
54,0°	87.4	87.2	86.9	86.6	87.8	91.2	95.8	103.6	117.2	137.5	156.8	186.9	231.1	283.9	340.3	402.7	459.9
55,0°	83.2	83.3	82.8	82.5	83.8	88.1	93.6	102.4	118.6	137.9	155.4	182.7	226.6	280.8	339.1	405.9	467.4
56,0°	79.6	80.4	79.8	79.6	81.1	85.7	92.0	101.6	119.5	137.9	153.2	176.7	218.8	273.0	331.4	401.7	466.2
57,0°	75.7	77.9	77.4	77.7	78.9	84.0	90.7	101.1	120.3	137.5	149.3	168.7	206.9	260.7	316.4	389.9	455.0
58,0°	71.2	74.6	75.5	76.3	77.7	82.6	89.8	100.9	120.5	136.7	144.8	157.6	191.5	240.8	293.3	364.5	431.5
59,0°	66.3	71.2	73.4	75.2	77.0	81.6	89.3	101.1	120.1	135.0	138.4	144.5	171.3	214.5	260.9	329.1	393.0
60,0°	60.8	66.8	70.4	73.8	76.5	80.8	89.1	101.4	118.6	131.6	129.3	128.0	146.7	182.7	221.4	281.7	339.6
61,0°	56.6	62.4	66.8	71.4	75.5	80.3	89.3	101.4	116.6	127.1	120.8	114.0	127.3	156.6	189.5	241.3	294.5
62,0°	53.2	58.3	62.7	68.3	74.0	79.8	89.6	100.7	113.7	122.7	114.3	104.1	113.3	137.7	166.7	211.3	261.2
63,0°	50.1	54.5	58.5	64.4	71.6	79.2	89.8	99.3	110.8	118.4	109.2	97.8	103.8	125.8	151.7	192.2	239.1
64,0°	47.5	51.3	55.0	60.8	68.8	78.6	89.5	97.8	107.9	115.0	105.7	94.2	98.0	117.8	140.8	178.4	224.3
65,0°	45.0	48.2	51.3	57.3	65.8	77.9	88.4	95.1	103.8	110.8	101.2	90.7	91.9	109.9	129.9	166.5	210.8
66,0°	42.6	45.2	47.9	53.3	62.7	76.3	86.1	90.8	98.5	103.8	95.6	85.4	85.5	100.4	118.3	150.6	196.3
67,0°	40.0	42.1	44.8	50.1	59.8	73.4	82.0	85.7	91.7	95.8	88.1	79.1	77.9	89.6	102.2	130.4	172.6
68,0°	37.1	38.9	41.4	47.0	56.2	68.8	76.5	79.4	82.8	84.7	76.9	68.3	65.4	73.6	81.3	102.1	139.1
69,0°	34.6	36.1	38.7	44.1	52.7	63.9	70.5	72.4	73.8	73.8	66.3	58.8	56.4	62.0	67.3	83.7	116.6
70,0°	32.0	33.7	36.1	41.2	48.7	58.3	63.4	65.4	64.6	63.9	56.6	51.1	48.2	52.7	54.9	67.8	93.9
71,0°	29.8	31.4	33.7	38.2	44.8	52.3	56.9	58.5	57.8	55.4	48.7	43.6	41.9	44.5	46.4	54.4	76.5
72,0°	27.8	29.1	31.2	35.1	40.4	47.0	51.6	53.2	51.5	48.6	41.9	37.8	36.8	38.9	40.2	45.7	62.5
73,0°	25.4	26.6	28.1	31.4	36.1	41.9	46.4	48.4	46.5	43.3	36.3	33.2	31.9	33.7	34.4	38.2	50.3

Lichttechnischer Prüfbefund

Familie Streetlight 21 mini LED	Bestell-Nr.: 5XE2F43S08HB EAN: 4058352725771	LP-Nummer 59110_280
--	---	--------------------------------------

Wertetabelle Lichtstärkemessung	Maximale Lichtstärke	siteco
--	-----------------------------	---------------

C- Ebenen	85,0°	87,5°	90,0°	92,5°	95,0°	97,5°	100,0°	102,5°	105,0°	107,5°	110,0°	112,5°	115,0°	117,5°	120,0°	122,5°	125,0°
γ	Lichtstärke in cd/klm																
0,0°	240.3	240.3	240.3	240.3	240.3	240.3	240.3	240.3	240.3	240.3	240.3	240.3	240.3	240.3	240.3	240.3	240.3
2,5°	241.0	241.6	242.1	242.8	243.3	243.6	243.8	244.1	244.4	244.9	245.3	246.0	246.2	246.8	247.0	247.5	247.8
5,0°	243.5	244.5	245.7	246.9	247.8	248.6	249.3	250.3	251.0	252.0	252.9	253.9	254.4	255.3	255.6	256.5	257.0
7,5°	246.9	248.6	250.2	252.0	253.5	255.0	256.1	257.4	258.5	260.1	261.3	262.8	263.8	265.1	265.9	267.2	268.1
10,0°	250.3	252.4	254.6	257.1	259.2	261.1	262.4	264.5	266.3	268.6	270.3	272.1	273.7	275.9	278.1	280.3	282.0
12,5°	253.0	255.8	258.7	261.8	263.9	266.3	268.5	271.2	273.5	276.4	278.9	282.3	284.8	288.4	291.0	293.7	293.8
15,0°	256.0	259.4	262.9	266.0	268.4	271.6	274.2	277.6	280.8	284.9	289.0	293.4	296.7	297.9	295.8	292.8	291.2
17,5°	259.5	263.4	267.0	270.2	273.2	276.9	280.4	284.5	289.5	295.4	299.7	300.2	297.6	295.7	296.3	298.1	299.9
20,0°	263.1	267.4	270.9	274.9	278.4	283.0	287.3	294.1	300.8	304.3	302.1	300.1	300.9	304.3	306.9	309.6	309.8
22,5°	267.5	272.1	276.1	281.0	285.9	291.5	298.1	306.0	307.7	305.9	306.3	309.6	313.1	316.4	318.1	318.6	317.6
25,0°	272.3	277.9	282.5	289.5	295.1	303.7	310.8	312.9	311.2	314.4	318.5	323.4	326.0	328.0	327.4	327.0	324.5
27,5°	278.5	284.8	291.3	299.4	307.0	316.5	318.7	318.1	321.6	327.4	332.6	336.1	337.8	338.0	336.7	334.3	330.9
30,0°	285.3	292.8	301.3	310.0	320.5	325.8	325.0	328.4	334.7	341.0	345.6	348.0	348.7	348.0	344.9	341.7	337.6
32,5°	292.3	302.2	313.0	323.0	331.7	332.6	335.2	342.1	348.7	355.2	358.5	360.7	360.1	358.4	354.1	350.4	346.1
35,0°	299.2	310.8	323.4	334.0	338.8	340.3	347.0	355.3	362.8	367.7	370.8	372.7	372.5	369.6	365.2	361.1	357.2
37,5°	307.5	321.0	334.8	345.0	347.2	352.9	361.0	370.0	376.8	380.7	383.6	386.1	386.1	383.6	379.0	374.8	370.7
40,0°	313.6	328.4	342.9	353.3	357.3	366.4	375.6	385.3	391.3	394.7	397.4	401.0	401.5	399.9	395.7	392.3	388.9
42,5°	318.5	333.7	347.9	358.5	366.7	377.5	388.2	399.1	405.7	410.8	414.6	419.3	420.8	421.7	420.2	419.6	420.4
45,0°	328.5	344.4	357.9	368.8	378.1	388.5	399.4	411.4	420.4	428.7	436.8	443.1	448.2	452.3	457.2	463.8	474.9
46,0°	335.0	351.9	365.2	376.6	385.3	394.8	405.1	417.0	426.7	436.9	447.3	455.7	461.3	468.5	476.6	488.4	504.6
47,0°	345.8	364.3	377.8	389.7	396.9	404.9	413.4	425.0	434.9	447.3	460.3	472.5	482.9	492.0	503.2	520.1	540.7
48,0°	359.9	380.9	394.7	406.9	412.4	418.9	425.2	435.2	444.4	458.6	474.4	491.8	505.3	520.3	533.5	554.7	577.5
49,0°	379.3	405.2	417.7	432.5	434.0	440.8	442.4	452.6	459.1	475.8	492.8	519.6	536.4	560.5	571.7	599.8	617.9
50,0°	406.8	434.0	449.0	462.1	464.4	467.9	468.3	475.3	482.3	498.6	521.4	555.9	581.8	607.0	622.8	647.7	663.9
51,0°	435.7	465.7	483.1	497.2	499.3	501.3	499.6	505.8	511.9	531.2	561.2	606.1	638.9	666.3	680.3	702.6	709.6
52,0°	466.1	499.3	520.6	536.8	540.7	542.6	540.5	546.3	553.8	578.4	621.0	679.4	717.4	744.0	752.5	768.2	761.4
53,0°	490.1	526.9	552.3	571.5	578.2	581.4	581.4	589.1	601.5	635.5	693.6	764.1	805.9	827.2	829.9	835.8	811.8
54,0°	509.0	549.6	579.0	602.1	612.4	618.2	621.0	632.9	654.5	705.7	784.9	864.1	903.3	918.7	919.0	910.1	862.3
55,0°	521.4	566.6	601.5	630.0	644.5	653.7	660.2	681.3	716.7	794.4	896.0	982.9	1013.8	1027.7	1019.0	992.3	913.6
56,0°	524.9	574.3	613.8	646.9	665.8	679.2	691.0	722.7	776.2	884.6	1003.5	1089.4	1111.9	1127.4	1110.4	1061.0	948.1
57,0°	520.1	572.4	618.1	655.0	677.9	695.8	713.2	759.0	834.1	981.4	1105.4	1189.3	1198.5	1224.7	1192.5	1115.0	958.4
58,0°	500.7	556.6	608.0	648.4	678.7	699.9	727.0	784.0	893.1	1060.8	1195.2	1259.1	1279.1	1300.0	1259.5	1132.5	934.9
59,0°	463.7	520.8	578.0	621.1	658.8	684.2	721.5	793.2	932.3	1116.7	1241.8	1294.6	1325.4	1349.1	1285.2	1107.3	875.9
60,0°	407.8	463.5	523.7	567.3	611.8	642.1	691.0	778.6	945.8	1129.1	1238.7	1285.7	1334.3	1354.4	1258.8	1030.3	775.7
61,0°	356.3	410.7	466.6	510.2	555.5	589.6	645.2	748.8	929.4	1097.4	1192.0	1238.0	1299.0	1305.0	1179.1	925.5	665.3
62,0°	317.1	369.6	419.7	461.3	501.9	538.5	597.6	714.7	897.7	1045.3	1125.9	1171.2	1226.3	1213.3	1060.1	801.8	552.3
63,0°	293.1	344.2	389.0	426.4	461.8	496.7	557.4	685.7	865.7	987.9	1057.9	1097.3	1128.4	1076.6	912.0	659.8	435.9
64,0°	280.0	333.3	378.1	414.1	446.8	480.2	542.2	679.4	849.0	950.9	1007.1	1034.0	1034.2	940.0	772.8	534.9	344.7
65,0°	271.3	328.2	375.9	413.8	447.3	484.1	550.9	700.4	850.2	929.9	968.3	968.6	933.7	796.3	636.0	412.9	270.9
66,0°	260.7	324.1	376.4	417.3	455.2	497.8	577.5	731.2	861.4	918.5	942.0	910.5	817.6	667.8	498.3	320.4	211.6
67,0°	242.1	309.6	370.6	413.8	457.9	506.5	598.6	749.6	856.5	895.8	909.5	846.8	716.1	549.4	388.9	251.4	171.6
68,0°	207.7	278.8	346.3	392.1	438.6	495.5	601.0	737.0	817.1	839.4	839.8	749.3	599.0	427.4	295.7	193.6	140.2
69,0°	185.6	265.7	338.8	389.0	432.3	495.9	605.3	724.9	782.9	784.0	760.7	650.3	496.7	332.8	225.3	156.6	121.0
70,0°	163.3	252.9	336.2	393.6	440.2	512.4	621.0	719.1	751.7	730.2	687.8	549.4	403.7	257.7	179.3	127.3	102.8
71,0°	139.7	241.0	336.6	398.1	448.0	523.2	628.5	701.6	707.2	676.3	608.0	461.5	312.5	203.3	146.6	110.1	89.0
72,0°	119.5	227.5	335.4	398.6	449.2	521.8	615.3	661.7	649.4	608.2	527.4	378.0	243.0	162.9	123.4	95.4	78.9
73,0°	99.2	207.2	323.9	387.5	433.9	495.2	569.7	587.2	566.1	520.3	431.0	286.6	180.0	129.0	102.4	81.3	65.9

Lichttechnischer Prüfbefund

Familie Streetlight 21 mini LED	Bestell-Nr.: 5XE2F43S08HB EAN: 4058352725771	LP-Nummer 59110_280
Wertetabelle Lichtstärkemessung		Maximale Lichtstärke
		sitEco

C- Ebenen	127,5°	130,0°	132,5°	135,0°	137,5°	140,0°	142,5°	145,0°	147,5°	150,0°	152,5°	155,0°	157,5°	160,0°	162,5°	165,0°	167,5°
γ	Lichtstärke in cd/klm																
0,0°	240.3	240.3	240.3	240.3	240.3	240.3	240.3	240.3	240.3	240.3	240.3	240.3	240.3	240.3	240.3	240.3	240.3
2,5°	248.5	248.6	249.2	249.3	249.6	249.6	250.3	250.5	250.9	250.9	251.3	251.3	251.7	251.6	251.9	251.8	252.1
5,0°	257.8	258.2	259.2	259.4	260.0	260.4	261.4	261.6	262.4	262.4	263.1	263.1	263.8	263.8	264.5	264.3	265.0
7,5°	269.6	270.5	272.2	273.2	274.4	275.3	276.9	277.5	278.6	279.0	280.0	280.2	281.1	281.1	281.5	281.4	281.7
10,0°	284.4	285.9	288.0	289.0	289.9	289.5	288.7	287.3	284.9	283.6	281.9	281.0	280.0	279.5	279.0	278.8	278.4
12,5°	293.0	291.3	289.2	287.9	287.0	286.6	286.7	286.2	286.4	285.8	285.9	285.1	285.0	284.2	284.1	283.4	283.1
15,0°	291.6	292.4	294.0	294.5	295.1	294.8	294.3	293.3	292.6	291.6	290.5	289.5	288.5	287.5	286.5	285.4	284.6
17,5°	301.4	302.0	302.0	301.5	300.9	299.7	298.4	296.9	295.5	294.1	292.8	291.2	289.7	288.3	287.1	285.8	284.5
20,0°	310.0	308.9	307.8	306.2	304.9	303.2	301.3	299.4	297.5	295.7	293.8	291.9	290.0	288.3	286.6	285.1	283.6
22,5°	316.4	314.4	312.1	309.9	307.6	305.3	303.0	300.8	298.6	296.4	294.2	292.0	289.9	287.9	286.0	284.2	282.6
25,0°	321.9	318.8	315.9	312.7	310.1	307.4	304.7	302.1	299.7	297.2	294.8	292.6	290.7	289.0	287.8	286.3	285.4
27,5°	327.4	323.9	320.3	316.8	313.6	310.4	307.2	304.4	302.2	300.5	299.4	298.9	299.5	300.3	301.8	302.6	303.7
30,0°	334.0	330.3	326.3	322.4	318.8	315.4	312.9	311.0	311.2	312.9	316.4	319.7	323.9	326.3	329.2	329.7	330.3
32,5°	342.9	338.8	335.4	331.3	328.7	326.5	328.5	331.0	338.7	343.5	351.1	354.1	358.3	358.4	359.9	358.0	357.8
35,0°	354.3	351.6	347.8	345.2	346.3	351.0	359.4	367.7	376.8	383.1	388.2	390.1	389.7	387.3	384.3	380.5	376.4
37,5°	368.8	367.7	368.5	372.2	381.7	392.5	405.1	413.7	421.0	423.5	423.4	418.6	412.3	404.0	396.9	390.3	384.6
40,0°	389.7	392.8	403.9	416.6	433.9	446.3	458.1	462.3	463.5	457.7	449.7	438.3	427.7	417.2	408.5	400.6	394.2
42,5°	428.7	442.5	464.7	482.8	500.1	508.2	511.7	505.5	493.9	479.3	464.4	448.7	433.3	418.5	404.1	392.3	380.8
45,0°	495.0	518.4	541.6	555.9	562.3	556.7	541.7	522.3	498.6	474.9	450.6	426.4	403.4	382.9	363.8	348.1	334.2
46,0°	528.1	551.8	571.2	580.2	579.4	565.8	543.3	518.7	490.6	463.3	435.1	408.5	383.8	362.1	342.5	326.5	312.5
47,0°	566.9	586.9	601.2	602.1	591.0	568.1	538.5	508.5	475.3	444.6	412.6	383.4	357.0	335.2	315.3	299.9	284.9
48,0°	602.9	616.4	624.0	616.0	594.0	564.2	527.9	493.3	454.6	421.2	385.8	356.7	328.9	307.8	286.5	272.1	257.1
49,0°	641.6	643.6	642.9	623.5	590.0	553.8	508.5	470.7	424.1	391.1	350.9	324.6	292.6	275.5	252.2	241.8	224.9
50,0°	674.8	669.4	653.3	623.5	578.7	534.4	483.1	437.3	389.0	352.2	314.1	285.4	257.8	239.3	220.0	208.4	195.5
51,0°	707.9	688.3	656.8	613.8	559.6	508.2	447.8	397.7	347.8	311.2	274.7	247.8	222.2	205.3	188.0	178.1	167.5
52,0°	741.4	703.3	651.5	593.2	527.8	468.1	399.4	349.5	301.3	266.9	233.3	207.9	185.2	170.6	156.6	148.6	140.8
53,0°	770.4	710.6	636.6	563.4	485.7	418.7	350.9	303.0	258.5	226.1	195.6	172.1	153.2	140.8	129.9	124.1	118.8
54,0°	795.0	708.4	610.6	521.4	434.9	365.9	302.6	257.8	216.6	187.6	160.7	140.2	124.6	115.2	106.8	103.3	98.8
55,0°	810.1	690.0	566.8	467.3	376.4	309.6	250.2	211.1	174.5	150.5	127.0	111.1	99.2	92.2	85.5	83.5	79.8
56,0°	804.0	654.0	513.8	413.2	323.1	260.0	206.5	173.3	141.1	122.0	103.1	91.0	81.5	75.7	70.0	68.5	65.9
57,0°	768.5	603.1	449.5	358.9	269.9	218.1	167.7	143.0	115.0	102.2	86.7	78.0	68.3	63.9	58.6	58.5	56.2
58,0°	710.6	531.0	386.8	299.6	224.4	177.6	140.6	120.0	100.2	89.3	76.9	67.5	59.5	55.2	52.1	51.8	51.1
59,0°	633.9	458.1	323.6	247.1	182.3	148.1	124.1	107.7	92.5	81.8	69.4	59.8	53.0	50.3	48.6	48.4	47.9
60,0°	537.0	378.3	259.2	193.2	145.4	126.1	114.3	102.1	88.3	75.5	62.2	53.2	48.4	47.0	46.0	45.8	45.3
61,0°	445.4	306.9	205.5	155.9	123.4	113.0	108.6	99.7	84.4	70.4	56.4	48.9	45.7	44.6	43.8	43.6	43.1
62,0°	359.9	237.9	159.3	128.5	109.6	105.1	102.8	94.6	80.3	64.9	52.1	45.5	42.3	41.2	40.2	39.7	39.0
63,0°	276.4	173.6	114.3	104.3	98.5	97.5	94.9	86.9	74.0	60.2	48.9	40.2	37.8	37.5	37.8	37.7	37.8
64,0°	216.4	136.0	89.8	83.8	86.7	88.6	86.7	79.1	68.0	56.9	46.7	38.0	36.0	36.8	37.8	39.5	39.4
65,0°	171.1	113.5	78.6	70.9	68.7	78.4	76.9	70.7	61.2	53.7	44.5	36.5	34.3	36.1	36.8	37.8	36.3
66,0°	142.5	99.2	72.4	63.9	58.3	63.2	65.9	61.3	55.2	50.3	42.8	35.1	33.2	34.4	34.6	34.9	34.1
67,0°	123.2	89.5	67.0	59.5	52.7	52.5	53.3	53.5	50.6	47.0	40.9	34.1	32.4	32.9	33.1	33.1	32.2
68,0°	106.5	79.1	61.2	55.0	47.9	45.7	45.2	46.5	46.2	43.5	38.3	32.9	31.4	31.7	31.5	31.4	30.5
69,0°	95.3	71.6	56.4	50.3	43.3	41.8	41.6	42.4	42.3	40.0	35.4	31.2	29.8	30.2	29.7	29.5	28.6
70,0°	84.7	65.4	49.8	44.8	39.9	38.7	38.5	38.9	37.5	36.1	31.9	29.1	27.8	28.1	27.4	27.4	26.4
71,0°	73.3	57.4	45.3	40.6	37.7	35.4	34.8	34.6	33.4	31.9	28.8	26.6	25.7	25.6	25.1	24.9	24.0
72,0°	63.4	48.9	40.7	38.2	36.0	32.4	30.8	30.7	29.8	28.6	26.1	24.4	23.5	23.2	22.7	22.3	21.6
73,0°	53.0	42.8	37.0	36.6	33.2	29.0	26.9	26.4	26.2	25.4	23.3	22.0	21.1	20.6	19.9	19.4	18.7

Lichttechnischer Prüfbefund

Familie Streetlight 21 mini LED	Bestell-Nr.: 5XE2F43S08HB EAN: 4058352725771	LP-Nummer 59110_280
--	---	--------------------------------------

Wertetabelle Lichtstärkemessung	Maximale Lichtstärke	siteco
--	-----------------------------	---------------

C- Ebenen	170,0°	172,5°	175,0°	177,5°	180,0°	182,5°	185,0°	187,5°	190,0°	192,5°	195,0°	197,5°	200,0°	202,5°	205,0°	207,5°	210,0°
γ	Lichtstärke in cd/klm																
0,0°	240.3	240.3	240.3	240.3	240.3	240.3	240.3	240.3	240.3	240.3	240.3	240.3	240.3	240.3	240.3	240.3	240.3
2,5°	251.9	252.1	251.9	252.3	252.1	252.5	252.1	252.1	251.4	251.4	250.8	250.8	250.4	250.4	249.9	249.8	249.1
5,0°	264.6	265.0	264.6	265.3	265.0	265.5	265.0	265.0	264.0	264.0	263.1	263.1	262.4	262.3	261.2	260.9	259.9
7,5°	281.5	281.5	281.3	281.6	281.6	281.9	281.5	281.3	280.7	280.3	279.7	279.6	279.0	278.5	277.3	276.6	275.2
10,0°	278.1	277.8	277.8	277.8	277.9	277.9	277.8	277.4	277.1	276.7	276.6	276.4	276.6	276.6	276.9	277.3	278.4
12,5°	282.4	282.1	281.7	281.9	281.7	281.9	281.4	281.2	280.6	280.3	280.0	280.0	279.6	279.5	278.8	278.6	278.1
15,0°	283.7	282.9	282.5	282.2	282.2	281.9	281.7	281.3	281.0	280.7	280.8	281.0	281.0	281.0	280.8	281.0	281.2
17,5°	283.2	282.1	281.6	281.2	280.9	280.6	280.3	279.8	279.6	279.5	279.7	279.9	280.1	280.2	280.3	280.7	281.3
20,0°	282.0	280.8	280.2	279.5	279.3	278.8	278.6	278.1	277.9	277.9	278.3	278.6	279.1	279.5	279.8	280.3	281.0
22,5°	280.9	279.6	278.7	278.2	277.9	277.6	277.2	276.7	276.4	276.4	276.7	277.3	277.8	278.3	279.0	279.9	281.0
25,0°	284.1	283.9	282.7	283.2	282.2	282.5	281.2	280.7	279.3	279.0	278.3	278.3	278.3	278.6	279.1	280.0	281.2
27,5°	303.8	304.2	303.9	304.1	303.8	303.4	302.2	300.9	299.1	296.9	294.2	291.9	289.2	286.9	284.8	283.8	283.6
30,0°	329.4	329.2	328.2	328.0	327.4	327.2	326.3	326.0	324.6	323.4	320.9	318.8	314.6	310.7	305.0	299.9	295.1
32,5°	355.0	354.3	352.2	352.1	350.7	351.0	350.0	350.2	348.7	348.7	347.0	346.9	344.4	343.6	338.9	334.9	326.6
35,0°	371.3	367.4	364.8	363.0	361.8	361.3	361.4	362.3	363.5	365.2	367.1	368.9	370.3	372.0	371.7	370.0	365.5
37,5°	378.9	374.7	371.5	369.2	367.9	367.5	367.4	368.0	369.4	371.7	374.8	378.8	384.4	391.2	397.6	402.8	404.4
40,0°	387.3	382.4	378.5	375.7	374.4	373.7	374.0	375.1	376.8	379.7	383.4	388.7	395.9	404.7	415.1	426.4	436.2
42,5°	371.9	362.8	357.6	352.4	351.7	350.7	353.3	355.6	361.3	367.3	375.9	385.0	397.2	410.2	425.3	440.8	456.7
45,0°	322.8	312.2	305.7	300.4	298.9	298.6	301.1	305.4	312.7	321.6	333.3	346.6	364.3	383.9	407.4	431.8	457.2
46,0°	300.4	289.9	283.2	278.1	276.6	275.9	279.1	283.4	291.2	300.8	312.7	326.5	345.1	366.0	391.8	418.9	447.8
47,0°	273.8	262.8	257.3	251.7	251.0	250.2	253.2	257.1	265.5	275.2	288.2	301.8	321.4	343.0	370.6	399.9	432.5
48,0°	247.1	236.4	232.3	226.6	226.6	225.4	229.0	232.1	240.4	249.1	262.4	275.5	296.3	317.6	346.6	377.1	413.4
49,0°	219.0	206.5	206.0	198.5	201.6	198.0	203.8	203.3	213.5	218.0	233.8	243.0	266.7	284.2	317.5	345.1	387.5
50,0°	188.3	180.1	177.9	173.5	174.5	172.8	176.0	177.6	183.7	189.8	201.3	212.2	231.8	251.2	280.0	310.3	350.4
51,0°	161.9	155.1	153.5	149.8	150.6	149.4	152.0	152.9	158.5	163.1	173.0	182.0	199.7	217.3	244.9	272.8	311.7
52,0°	136.7	131.7	130.4	127.5	128.0	127.1	128.7	129.5	133.4	137.3	144.8	152.7	167.5	182.8	206.7	233.5	268.7
53,0°	115.5	112.1	110.9	108.7	109.2	108.6	109.7	110.4	113.5	116.4	121.8	128.0	139.7	153.0	173.6	197.8	230.6
54,0°	96.3	94.1	93.2	91.9	92.5	92.0	92.7	92.9	95.3	97.0	101.4	106.0	115.0	125.3	142.3	163.1	193.1
55,0°	78.2	77.4	77.5	76.9	77.7	77.0	77.0	76.3	77.4	78.0	81.6	84.5	91.7	99.3	112.3	128.7	154.4
56,0°	65.6	65.4	66.5	66.3	67.1	66.3	65.9	64.1	64.1	63.6	66.5	68.0	73.8	79.6	90.1	102.2	123.5
57,0°	57.1	56.4	58.5	57.8	59.3	57.4	57.4	54.5	54.7	52.8	55.0	55.4	60.8	64.2	73.6	82.0	99.7
58,0°	51.3	51.0	51.6	51.5	52.0	51.0	50.3	48.4	47.9	47.0	47.9	48.4	51.3	55.0	61.9	69.7	82.3
59,0°	47.9	47.2	47.4	47.0	47.2	46.2	45.7	44.5	44.1	43.8	44.3	44.5	46.4	48.7	54.7	61.9	73.1
60,0°	45.0	44.3	44.3	43.8	43.8	42.9	42.4	41.6	41.6	41.2	41.8	41.9	42.9	44.3	48.6	55.4	65.1
61,0°	42.8	42.1	41.8	41.2	41.2	40.4	40.2	39.5	39.7	39.5	39.9	40.2	40.7	41.4	44.3	49.9	58.5
62,0°	38.7	37.8	37.3	36.8	36.8	36.1	36.0	35.4	36.0	35.8	36.3	36.5	37.3	38.2	41.1	45.2	51.8
63,0°	37.7	36.6	36.0	35.4	35.1	34.6	34.4	34.3	34.6	34.1	33.7	33.7	33.6	33.6	35.3	40.9	44.1
64,0°	39.0	38.2	37.3	37.1	36.8	36.5	36.8	36.5	36.8	36.1	34.9	34.6	32.7	31.7	32.7	37.5	38.0
65,0°	36.6	35.4	35.4	33.9	33.7	33.1	33.9	33.1	34.3	33.7	34.4	34.3	32.9	30.0	31.2	33.9	34.4
66,0°	33.6	32.7	32.4	31.5	31.0	30.7	31.0	30.7	31.0	31.0	31.9	31.9	30.8	29.0	29.7	31.2	32.2
67,0°	31.7	30.8	30.3	29.7	29.1	28.8	29.1	29.0	29.1	29.1	30.0	29.8	29.0	28.1	28.6	29.7	30.7
68,0°	30.0	29.0	28.5	27.8	27.3	26.9	27.1	26.9	27.4	27.6	28.5	28.5	28.1	27.3	27.6	28.5	29.3
69,0°	28.1	27.1	26.6	25.9	25.6	25.1	25.4	25.1	25.6	26.1	26.9	27.1	27.1	26.4	26.8	27.3	28.1
70,0°	26.1	25.1	24.9	24.0	23.7	23.2	23.5	23.0	23.7	23.9	25.1	25.1	25.4	24.9	25.4	25.4	26.6
71,0°	23.9	23.0	22.8	22.2	21.6	21.3	21.3	21.1	21.6	22.0	22.7	22.8	23.2	23.0	23.3	23.3	24.4
72,0°	21.3	20.8	20.4	19.9	19.6	19.1	19.1	18.9	19.3	19.6	20.3	20.4	20.8	21.0	21.3	21.3	22.3
73,0°	18.6	18.1	17.9	17.4	17.0	16.5	16.7	16.4	16.7	16.9	17.4	17.7	18.1	18.6	19.1	19.1	19.9

Lichttechnischer Prüfbefund

Familie Streetlight 21 mini LED	Bestell-Nr.: 5XE2F43S08HB EAN: 4058352725771	LP-Nummer 59110_280
Wertetabelle Lichtstärkemessung		Maximale Lichtstärke
		sitEco

C- Ebenen	212,5°	215,0°	217,5°	220,0°	222,5°	225,0°	227,5°	230,0°	232,5°	235,0°	237,5°	240,0°	242,5°	245,0°	247,5°	250,0°	252,5°
γ	Lichtstärke in cd/klm																
0,0°	240.3	240.3	240.3	240.3	240.3	240.3	240.3	240.3	240.3	240.3	240.3	240.3	240.3	240.3	240.3	240.3	240.3
2,5°	249.1	248.6	248.6	248.1	248.0	247.5	247.3	246.8	246.7	246.2	245.9	245.2	245.0	244.5	244.1	243.5	243.2
5,0°	259.5	258.7	258.3	257.5	257.0	256.1	255.6	254.8	254.2	253.4	252.5	251.5	251.0	250.2	249.5	248.5	247.8
7,5°	274.3	272.7	271.6	270.0	268.8	267.3	266.1	264.6	263.3	261.7	260.2	258.8	257.4	256.0	254.7	253.2	252.0
10,0°	279.3	280.8	281.5	281.9	281.9	280.8	279.5	277.3	275.0	272.1	269.6	267.2	265.0	262.6	260.7	258.5	256.8
12,5°	277.9	277.3	276.7	276.2	276.1	277.2	278.3	280.4	281.5	281.4	280.3	277.5	274.9	271.0	268.2	264.9	262.5
15,0°	281.3	281.3	281.2	281.0	280.7	279.8	278.8	277.3	276.6	276.9	279.1	282.0	282.7	281.0	277.6	273.3	269.9
17,5°	281.9	282.4	282.7	283.1	283.6	283.9	284.2	284.2	283.0	281.4	279.9	279.4	280.6	283.1	284.3	282.5	278.6
20,0°	281.9	282.7	283.7	284.8	285.8	286.8	288.2	288.8	289.7	289.7	289.4	287.1	285.4	283.6	284.8	287.3	287.1
22,5°	282.3	283.6	284.8	286.2	287.7	289.4	291.2	293.0	294.9	296.3	297.7	298.0	296.7	293.8	291.1	289.8	291.1
25,0°	282.7	284.2	286.1	288.0	289.9	291.6	294.3	296.9	300.1	302.8	306.1	307.6	308.6	306.4	303.5	298.9	296.5
27,5°	284.4	285.9	288.0	290.1	292.5	295.1	298.1	301.5	305.5	309.5	313.6	317.0	319.1	318.7	316.2	311.8	306.9
30,0°	292.6	291.6	292.4	294.1	296.9	299.9	303.5	307.1	311.5	315.9	320.9	325.3	328.5	329.4	328.0	323.6	318.7
32,5°	320.5	312.1	308.1	305.0	306.0	307.7	310.9	314.1	318.7	322.9	328.4	333.1	337.6	339.2	338.9	335.1	330.1
35,0°	359.6	350.7	340.8	331.1	324.5	321.6	321.6	323.6	326.8	330.8	335.9	341.2	345.6	348.1	348.0	344.7	339.6
37,5°	403.0	396.8	388.4	376.1	363.1	350.4	342.2	338.7	339.1	341.5	345.4	350.0	354.8	357.5	357.0	353.3	347.8
40,0°	443.9	444.6	440.7	429.4	416.3	398.2	380.4	365.5	358.5	356.3	358.0	361.1	365.0	367.1	366.0	361.6	356.0
42,5°	472.3	484.2	490.9	487.7	478.7	461.4	440.8	417.6	397.6	383.8	378.6	377.4	378.3	378.6	377.2	372.7	367.5
45,0°	479.5	500.1	518.0	531.0	535.8	529.1	512.4	490.4	463.7	436.9	416.1	404.5	399.1	395.7	392.8	388.4	382.2
46,0°	473.7	498.1	520.1	538.7	550.9	551.3	539.5	520.9	495.5	466.1	439.3	421.1	411.2	405.4	401.1	395.5	388.2
47,0°	461.8	490.3	516.5	540.5	560.5	570.0	566.9	553.0	531.3	501.2	468.8	444.3	429.1	418.9	412.2	403.4	391.8
48,0°	445.8	478.8	508.3	537.0	563.0	581.1	586.7	579.2	561.8	533.5	499.6	469.6	449.5	433.9	422.3	408.1	391.4
49,0°	420.2	461.3	493.7	528.8	559.1	586.2	601.9	599.5	591.3	564.9	535.8	498.6	475.3	450.0	431.8	410.0	387.3
50,0°	388.2	432.3	472.4	512.9	550.1	584.7	607.8	615.2	612.1	594.9	567.5	530.5	498.1	466.7	438.5	408.8	379.5
51,0°	348.5	395.0	440.0	489.4	533.9	575.3	605.8	622.5	626.9	615.7	591.3	552.8	516.2	478.8	440.3	400.8	361.9
52,0°	303.5	347.5	394.8	449.4	503.7	553.5	594.9	621.6	633.6	626.4	602.1	562.3	521.3	479.0	428.7	376.8	328.4
53,0°	262.6	303.2	348.1	403.2	460.6	520.8	573.8	610.1	629.0	621.8	595.4	553.1	505.9	459.6	401.3	341.3	286.6
54,0°	222.7	259.7	300.9	350.9	407.6	474.8	538.1	587.4	614.3	603.8	570.5	525.2	470.5	421.6	359.6	296.7	240.6
55,0°	180.5	214.0	248.8	293.1	345.8	411.9	483.6	549.4	582.8	567.1	522.8	474.9	414.6	365.0	305.2	245.2	192.6
56,0°	144.5	173.8	201.4	242.5	289.2	351.0	424.0	500.5	536.6	519.2	466.6	419.9	358.5	310.8	256.3	204.0	159.2
57,0°	113.7	137.7	156.3	193.4	231.6	295.3	358.2	441.9	475.8	465.7	407.6	368.1	306.9	266.3	219.1	178.1	144.0
58,0°	92.2	105.7	118.6	138.2	183.0	240.4	301.6	374.4	414.3	406.6	360.1	321.4	273.0	236.2	203.8	171.4	148.8
59,0°	78.6	84.9	83.5	98.8	142.3	195.8	250.8	317.6	354.4	354.3	321.9	290.5	253.9	226.3	205.7	183.4	167.0
60,0°	69.7	67.1	61.3	73.8	108.4	151.3	202.3	262.3	298.6	303.2	290.7	270.8	247.4	230.2	222.2	209.6	196.8
61,0°	60.8	54.0	53.3	62.0	87.1	121.3	163.1	218.6	254.9	265.7	265.8	262.1	248.8	241.6	244.7	240.8	230.2
62,0°	50.1	47.5	49.4	56.4	75.7	100.5	133.8	179.6	218.1	234.8	243.5	253.7	253.6	257.3	270.6	274.9	267.4
63,0°	41.9	42.9	46.0	52.5	69.4	87.9	110.6	146.9	182.3	204.8	221.9	238.6	257.8	275.9	300.3	312.7	310.7
64,0°	37.8	39.9	43.3	49.4	65.8	82.5	98.2	124.2	155.8	179.6	202.1	222.2	254.6	292.4	326.0	345.2	348.3
65,0°	34.9	37.5	40.4	47.0	62.0	79.6	90.8	109.1	131.7	157.5	177.4	206.7	244.4	300.8	350.7	373.4	383.8
66,0°	33.1	35.1	38.2	44.5	59.0	76.0	86.2	98.5	115.9	136.7	155.8	188.0	229.7	298.0	361.9	397.7	409.1
67,0°	31.4	33.4	36.1	42.1	55.4	71.9	81.5	91.7	103.9	121.2	136.8	165.3	212.7	286.3	359.7	409.8	427.9
68,0°	30.0	31.5	34.1	39.7	50.6	66.3	75.5	83.8	93.0	105.0	118.1	140.6	186.9	264.5	344.9	407.3	436.8
69,0°	29.0	30.3	32.0	37.0	46.4	60.3	68.8	76.5	84.9	94.7	102.8	119.5	160.4	237.9	322.1	393.3	430.5
70,0°	27.6	29.3	30.3	34.4	41.1	53.2	61.7	70.4	78.2	86.9	92.0	102.6	133.3	206.4	289.4	369.4	410.2
71,0°	25.9	27.3	28.8	31.7	36.6	45.2	55.0	63.9	71.2	79.1	84.0	90.1	112.8	173.3	254.1	330.6	368.9
72,0°	23.7	24.9	26.2	29.1	32.7	38.2	47.4	55.6	62.9	71.2	76.5	80.9	96.5	144.2	213.2	286.6	329.7
73,0°	21.3	22.3	23.2	25.9	29.1	32.4	38.5	46.4	54.4	62.4	67.5	70.0	81.1	116.4	173.8	239.9	282.5

Lichttechnischer Prüfbefund

Familie Streetlight 21 mini LED	Bestell-Nr.: 5XE2F43S08HB EAN: 4058352725771	LP-Nummer 59110_280
Wertetabelle Lichtstärkemessung		Maximale Lichtstärke
		siteco

C- Ebenen	255,0°	257,5°	260,0°	262,5°	265,0°	267,5°	270,0°	272,5°	275,0°	277,5°	280,0°	282,5°	285,0°	287,5°	290,0°	292,5°	295,0°
γ	Lichtstärke in cd/klm																
0,0°	240.3	240.3	240.3	240.3	240.3	240.3	240.3	240.3	240.3	240.3	240.3	240.3	240.3	240.3	240.3	240.3	240.3
2,5°	242.7	242.4	241.9	241.4	241.0	240.5	240.4	240.2	239.6	238.9	238.2	237.6	237.2	236.9	236.7	236.4	236.2
5,0°	246.9	246.1	244.9	243.9	242.8	242.0	241.3	240.6	239.6	238.6	237.5	236.7	236.2	235.8	235.7	235.5	235.3
7,5°	250.8	249.5	247.9	246.4	245.0	243.6	242.4	241.0	239.6	238.1	236.8	235.8	235.5	235.2	235.1	234.7	234.1
10,0°	254.9	253.1	251.0	249.1	247.4	245.6	243.7	242.0	240.1	237.9	236.4	235.5	234.8	234.7	234.1	232.9	231.1
12,5°	259.5	257.2	254.6	252.5	250.4	248.5	246.2	243.9	241.4	238.9	236.8	235.7	234.8	234.3	233.0	230.6	227.8
15,0°	266.2	262.8	259.4	256.8	254.4	252.4	249.8	247.1	244.2	241.5	238.6	236.9	235.8	235.0	232.4	229.4	225.8
17,5°	274.0	269.6	265.1	261.4	258.7	256.2	253.7	250.8	247.7	244.2	240.9	238.6	237.5	236.3	233.1	229.5	225.1
20,0°	282.9	277.9	271.6	266.9	262.8	259.9	257.0	254.2	250.7	246.6	242.8	240.3	238.9	237.4	233.8	229.4	223.7
22,5°	291.1	287.6	280.9	274.3	268.7	264.6	261.2	257.8	254.0	249.5	245.3	241.9	240.2	238.2	234.1	228.0	221.4
25,0°	296.3	296.3	291.7	284.6	277.1	271.5	266.5	262.4	257.7	253.1	248.3	244.2	241.5	239.3	233.8	226.1	219.3
27,5°	302.6	301.5	300.4	294.6	286.9	279.3	272.9	267.2	261.7	256.3	251.2	246.2	242.5	239.4	232.6	224.4	215.5
30,0°	312.2	306.9	305.2	303.0	295.7	286.8	278.8	271.5	265.0	258.8	253.1	247.1	241.6	237.5	229.2	220.3	208.7
32,5°	322.8	315.3	309.3	307.9	303.5	294.5	285.1	276.5	268.5	261.7	254.8	247.7	240.5	234.7	225.4	213.9	201.5
35,0°	333.1	324.5	315.4	311.0	309.3	301.8	291.6	282.0	272.8	264.3	256.6	248.1	239.1	231.2	220.5	207.0	192.0
37,5°	341.4	333.3	323.1	315.5	313.1	308.4	298.4	289.1	278.3	267.9	258.4	248.1	236.8	227.6	213.9	198.4	181.1
40,0°	349.8	343.4	333.5	324.8	319.3	315.6	306.1	296.3	284.1	271.5	259.9	246.9	233.3	222.4	205.7	188.3	169.2
42,5°	361.9	355.7	345.8	335.6	326.9	320.5	310.5	299.7	286.7	272.1	257.8	241.8	225.7	211.9	193.2	174.4	155.7
45,0°	374.6	365.7	353.8	341.7	330.6	320.4	309.6	297.5	284.4	268.4	251.5	232.8	214.0	198.2	176.5	157.5	139.9
46,0°	377.6	366.2	352.7	339.6	327.9	316.3	305.0	292.8	279.8	263.5	246.1	226.5	206.9	189.0	168.5	150.1	133.8
47,0°	376.8	362.8	348.5	334.5	322.6	310.1	298.7	286.1	273.2	256.5	238.7	218.1	198.2	179.3	159.0	141.4	126.4
48,0°	373.0	357.0	342.0	327.7	315.6	302.1	290.4	276.9	264.3	247.1	229.5	208.6	189.0	171.3	150.0	133.3	119.6
49,0°	366.5	347.1	332.6	315.1	303.8	285.9	275.2	257.8	247.9	228.3	214.7	192.6	176.7	156.8	140.2	124.1	112.8
50,0°	353.6	330.4	311.7	291.9	277.4	258.5	245.4	228.3	216.8	200.4	187.4	170.1	156.3	140.6	127.0	114.7	105.7
51,0°	329.9	300.8	279.5	256.0	240.8	219.8	206.7	189.5	179.6	164.3	155.1	141.3	132.2	120.3	110.8	103.1	98.5
52,0°	289.5	257.0	233.1	209.8	193.2	174.2	160.9	146.6	137.0	125.4	118.4	110.4	105.0	97.6	91.9	89.8	90.1
53,0°	245.4	212.0	188.5	166.7	151.7	135.3	124.1	112.5	104.6	95.9	91.5	87.1	84.2	79.8	76.5	78.9	83.8
54,0°	199.9	168.9	148.1	129.7	117.9	105.8	98.2	90.0	83.8	77.5	74.3	72.1	70.4	67.3	65.1	71.1	79.9
55,0°	156.8	131.7	116.6	104.5	97.5	90.8	86.1	80.8	75.8	70.4	67.3	65.4	63.7	60.3	58.3	66.6	78.0
56,0°	131.6	114.2	104.3	98.0	93.9	90.5	86.7	82.3	77.0	71.6	67.5	65.3	62.5	58.6	56.1	65.6	77.4
57,0°	124.4	114.0	106.2	103.3	99.2	97.3	92.5	88.3	81.6	75.8	70.4	67.5	63.6	58.8	55.9	65.9	77.0
58,0°	133.6	124.7	116.6	113.3	109.4	106.8	101.9	96.3	89.0	82.0	75.2	70.7	65.6	59.6	56.6	66.5	76.7
59,0°	151.8	141.8	130.9	127.0	122.0	119.5	113.5	107.0	98.2	89.8	81.1	75.0	68.2	61.2	57.6	66.8	76.0
60,0°	179.6	165.6	151.3	146.0	140.2	137.0	129.5	121.7	110.9	100.4	89.3	80.6	71.7	63.2	59.0	66.5	74.6
61,0°	210.1	192.4	174.0	167.0	160.2	156.3	147.4	137.5	124.6	111.4	97.6	86.4	75.5	65.6	60.3	65.6	72.3
62,0°	245.9	223.2	200.9	190.9	182.8	177.2	167.3	154.7	139.6	123.0	106.5	92.4	79.2	68.0	61.5	64.1	68.8
63,0°	288.5	261.2	233.5	219.7	209.3	201.4	189.7	174.2	155.9	135.5	115.7	98.3	83.2	70.5	62.5	62.4	64.6
64,0°	328.2	297.7	264.6	246.8	233.3	223.2	209.3	191.4	169.9	145.9	123.0	102.9	85.9	72.3	63.2	60.8	61.2
65,0°	365.5	336.9	295.8	275.4	256.1	245.2	226.8	208.1	182.2	155.2	129.0	106.5	87.8	73.6	63.7	60.0	58.6
66,0°	398.9	369.4	327.0	299.4	278.3	262.8	243.7	220.3	192.2	161.2	133.1	108.2	88.4	74.0	64.1	59.6	57.4
67,0°	421.9	396.2	352.4	319.9	295.8	276.9	255.4	229.2	198.2	164.3	134.6	108.2	88.1	73.6	63.9	59.5	56.7
68,0°	437.3	416.8	374.2	337.7	310.3	288.5	264.8	234.7	200.7	164.1	133.3	106.3	86.6	72.6	63.4	58.8	55.6
69,0°	441.9	426.0	387.7	349.0	319.2	294.6	269.2	235.8	199.5	160.9	129.7	102.9	84.2	71.1	62.2	57.6	54.0
70,0°	434.5	419.5	388.9	344.6	316.3	284.6	261.6	223.2	189.8	149.3	121.8	96.1	80.6	68.7	60.7	55.7	52.3
71,0°	391.1	385.8	360.9	322.2	294.5	268.4	242.0	209.1	172.6	135.1	107.9	86.2	72.9	63.6	57.3	53.0	50.3
72,0°	357.3	362.6	342.9	310.1	281.7	257.1	232.1	196.3	160.0	123.9	97.6	78.6	67.3	59.0	53.0	49.2	46.9
73,0°	308.9	316.3	309.1	276.2	250.3	230.7	208.4	173.6	138.5	106.3	84.2	68.0	59.8	53.5	48.7	45.7	43.1

Lichttechnischer Prüfbefund

Familie Streetlight 21 mini LED	Bestell-Nr.: 5XE2F43S08HB EAN: 4058352725771	LP-Nummer 59110_280
--	---	--------------------------------------

Wertetabelle Lichtstärkemessung	Maximale Lichtstärke	siteco
--	-----------------------------	---------------

C- Ebenen	297,5°	300,0°	302,5°	305,0°	307,5°	310,0°	312,5°	315,0°	317,5°	320,0°	322,5°	325,0°	327,5°	330,0°	332,5°	335,0°	337,5°
γ	Lichtstärke in cd/klm																
0,0°	240.3	240.3	240.3	240.3	240.3	240.3	240.3	240.3	240.3	240.3	240.3	240.3	240.3	240.3	240.3	240.3	240.3
2,5°	235.8	235.7	235.5	235.4	235.3	235.3	235.2	235.2	235.2	235.2	235.2	235.3	235.2	235.2	235.2	235.2	235.2
5,0°	235.2	235.0	234.7	234.3	233.8	233.3	232.6	232.1	231.2	230.7	229.9	229.5	228.5	228.2	227.3	227.2	226.5
7,5°	233.2	232.1	230.7	229.3	227.8	226.5	225.3	224.4	223.5	223.1	222.3	221.8	221.1	220.7	220.1	219.7	219.1
10,0°	229.2	227.2	225.1	223.4	222.2	221.5	220.3	219.3	218.0	216.9	215.2	213.9	212.2	211.3	210.1	209.6	209.1
12,5°	225.0	223.1	221.1	219.3	217.1	215.3	212.5	211.1	209.3	208.8	208.0	207.8	206.8	206.4	205.3	204.9	203.4
15,0°	222.9	220.0	217.1	213.5	209.9	208.1	206.7	205.7	203.8	201.9	199.5	197.8	195.5	194.1	192.0	190.5	188.1
17,5°	221.0	216.8	212.7	209.3	206.4	203.4	199.6	196.5	193.2	190.3	186.8	183.7	180.0	176.6	172.9	169.8	166.7
20,0°	218.6	214.0	209.6	204.7	199.5	195.3	190.2	185.9	180.5	176.0	169.0	165.0	159.8	157.6	154.7	153.4	151.0
22,5°	216.1	209.8	203.6	197.3	191.5	185.8	178.7	171.6	164.1	158.9	154.4	151.4	147.9	145.0	141.9	139.2	136.3
25,0°	211.3	203.3	196.0	189.0	181.1	173.0	162.9	157.1	152.2	148.3	142.5	138.9	133.4	129.9	125.4	123.5	122.2
27,5°	205.8	196.3	188.1	178.1	167.3	158.6	152.3	146.6	140.3	134.8	128.7	124.0	121.3	120.5	120.9	121.7	121.9
30,0°	198.4	188.1	177.4	164.1	155.6	148.8	140.9	134.3	127.3	121.8	119.3	119.1	120.0	120.1	118.9	116.4	114.3
32,5°	189.2	176.6	162.4	152.3	144.3	136.4	128.6	122.7	118.9	118.3	118.7	118.4	115.5	112.7	109.6	107.4	105.1
35,0°	178.2	161.9	150.3	141.1	132.1	125.3	119.1	117.9	117.6	118.1	115.0	111.6	107.5	105.0	102.6	101.1	99.3
37,5°	164.4	149.2	139.0	128.7	122.7	117.9	117.1	117.1	116.3	112.2	108.0	104.6	102.2	100.9	99.3	97.4	95.0
40,0°	151.7	138.5	127.0	120.5	116.0	115.5	115.4	114.5	109.6	105.5	101.7	100.2	99.3	98.2	95.9	92.9	89.3
42,5°	140.2	127.0	119.5	114.9	113.2	112.1	111.1	106.3	101.3	98.4	97.7	97.2	95.3	93.6	91.3	87.6	83.6
45,0°	125.9	115.7	113.7	111.6	109.9	107.5	102.6	97.6	92.5	90.0	90.5	91.7	90.8	88.6	85.4	82.5	79.6
46,0°	119.6	112.0	110.9	109.7	107.7	105.0	99.5	94.2	89.3	86.9	87.6	88.4	88.6	86.7	82.6	79.6	77.5
47,0°	112.6	107.9	107.4	106.8	104.8	101.4	95.9	90.8	86.1	83.8	84.4	85.5	85.7	83.3	79.2	76.5	75.0
48,0°	106.5	104.3	103.9	103.6	101.4	97.6	92.9	87.9	83.2	81.1	81.8	83.5	82.5	79.1	76.0	73.8	72.6
49,0°	100.4	100.4	99.7	99.7	96.8	93.9	89.3	84.9	80.3	78.6	79.4	80.9	77.9	74.6	72.4	71.4	70.2
50,0°	96.1	96.3	95.6	94.7	91.7	89.1	85.9	82.0	77.9	76.3	77.0	77.2	73.3	70.5	69.2	69.0	68.2
51,0°	92.7	92.9	91.5	89.6	86.2	84.4	82.1	79.1	75.8	74.3	74.1	72.8	68.8	67.5	66.5	66.6	66.5
52,0°	89.5	89.3	86.9	83.8	80.4	79.1	77.7	75.8	74.0	71.9	70.7	68.0	64.8	64.4	64.1	64.2	64.4
53,0°	87.1	86.4	83.0	78.7	75.3	74.5	73.6	73.1	71.9	70.0	67.7	63.9	61.9	62.4	62.2	62.2	62.5
54,0°	85.2	83.7	79.2	73.8	70.4	70.0	69.5	70.2	69.7	67.8	64.4	60.5	59.6	61.0	60.7	60.3	60.5
55,0°	83.8	80.9	75.3	69.2	65.6	65.1	65.4	66.8	67.0	65.4	61.2	57.6	57.6	60.5	59.3	58.5	58.3
56,0°	82.5	78.6	71.9	65.4	61.7	61.2	61.7	63.4	63.9	62.9	57.9	55.0	56.1	60.8	58.6	56.7	56.6
57,0°	80.4	75.7	68.5	62.0	58.1	57.9	58.1	60.0	60.7	59.8	55.0	53.2	54.7	61.3	58.1	55.4	54.7
58,0°	78.2	72.4	65.3	58.8	55.2	54.7	55.0	56.4	57.3	56.1	52.3	51.1	53.8	61.7	57.6	53.8	52.7
59,0°	75.8	69.5	62.2	56.1	52.7	52.0	52.3	53.3	53.8	52.5	49.9	49.4	53.5	61.0	56.4	52.1	50.3
60,0°	73.1	67.0	59.5	53.3	49.9	49.2	49.6	50.4	50.3	48.9	47.4	47.5	53.2	59.6	54.7	49.9	47.2
61,0°	70.2	64.4	57.4	51.3	47.9	47.2	47.2	47.7	47.4	46.0	45.3	46.0	52.7	58.1	52.7	47.0	44.0
62,0°	66.8	62.0	55.7	49.4	46.2	45.2	45.0	45.2	44.8	43.8	43.3	44.5	51.5	56.1	50.4	44.1	40.7
63,0°	62.4	58.5	53.0	47.5	44.3	42.9	42.4	42.6	42.1	41.4	41.4	42.6	49.4	53.5	48.4	41.6	38.0
64,0°	58.6	54.9	50.1	45.5	42.6	41.1	40.4	40.4	39.9	39.5	39.5	40.7	47.0	50.8	46.5	40.0	36.1
65,0°	55.6	51.6	46.7	42.9	40.6	39.4	38.3	38.3	37.7	37.8	37.5	38.7	43.8	47.9	44.1	38.7	34.4
66,0°	53.8	48.9	44.0	40.2	38.5	37.3	36.5	36.3	36.0	36.0	35.6	36.3	40.6	44.5	41.8	37.3	33.2
67,0°	52.5	47.0	41.8	38.2	36.6	35.6	34.8	34.6	34.3	34.1	33.9	34.3	37.5	41.1	39.5	36.1	32.2
68,0°	50.8	45.0	39.5	36.1	34.4	33.4	32.7	32.5	32.2	32.2	31.9	31.9	34.1	37.7	37.0	34.6	31.0
69,0°	49.2	43.5	38.0	34.4	32.7	31.7	30.8	30.8	30.7	30.5	30.2	29.8	31.2	34.6	34.6	33.2	30.0
70,0°	47.5	41.8	36.1	32.9	30.8	29.8	28.8	28.8	28.6	28.8	28.1	27.9	28.1	31.5	31.9	31.5	28.5
71,0°	45.7	39.7	34.6	31.0	29.5	28.1	27.3	26.9	26.9	26.9	26.4	25.7	25.9	28.1	29.5	29.5	27.1
72,0°	42.8	37.5	32.5	29.1	27.6	26.4	25.4	24.9	24.9	25.1	24.7	24.0	23.7	25.4	26.9	27.4	25.2
73,0°	39.4	34.4	30.2	27.3	25.7	24.7	23.5	22.8	22.8	23.0	22.8	22.0	21.3	22.5	23.9	24.7	23.2

Lichttechnischer Prüfbefund

Familie Streetlight 21 mini LED	Bestell-Nr.: 5XE2F43S08HB EAN: 4058352725771	LP-Nummer 59110_280
--	---	--------------------------------------

Wertetabelle Lichtstärkemessung	Maximale Lichtstärke	siteco
--	-----------------------------	---------------

C- Ebenen	340,0°	342,5°	345,0°	347,5°	350,0°	352,5°	355,0°	357,5°	Phi-Zone	Summe Phi-Zone
γ	Lichtstärke in cd/klm								Lichtstrom in lm/klm	
0,0°	240.3	240.3	240.3	240.3	240.3	240.3	240.3	240.3	0.4	0.4
2,5°	235.3	235.4	235.7	235.8	236.0	236.0	236.2	236.4	2.9	3.3
5,0°	226.5	226.0	226.1	225.8	226.1	225.6	226.0	226.0	5.9	9.1
7,5°	218.9	218.5	218.4	218.0	217.9	217.5	217.7	217.8	8.9	18.0
10,0°	209.1	209.3	209.4	209.4	209.4	209.3	209.6	209.8	11.9	29.9
12,5°	203.1	201.8	201.8	200.6	200.6	199.5	200.1	199.3	14.8	44.7
15,0°	187.1	185.2	184.4	182.5	182.0	180.5	180.6	180.0	17.5	62.2
17,5°	164.7	162.7	161.8	160.7	160.2	159.5	159.6	159.4	20.1	82.3
20,0°	150.1	148.1	147.7	146.2	146.2	145.0	145.5	144.8	22.6	105.0
22,5°	134.1	131.7	130.4	129.0	128.5	127.9	128.0	127.9	25.1	130.0
25,0°	122.5	123.4	124.1	124.7	125.1	125.1	125.4	125.6	27.6	157.6
27,5°	121.3	120.4	119.6	118.3	117.5	116.6	116.5	116.2	30.4	188.1
30,0°	112.3	110.3	108.9	107.5	106.5	105.3	105.0	104.5	33.5	221.5
32,5°	103.4	101.5	100.3	98.5	97.3	95.7	95.0	94.0	36.8	258.3
35,0°	97.5	95.4	93.0	90.7	88.3	86.1	84.4	83.2	40.2	298.5
37,5°	92.0	88.7	85.1	81.6	78.5	75.8	73.9	72.4	43.7	342.2
40,0°	84.9	80.4	76.9	74.1	72.3	70.9	69.7	69.0	47.5	389.7
42,5°	80.3	77.8	75.7	73.9	72.4	71.2	70.3	69.6	51.1	440.7
45,0°	77.0	74.8	72.9	71.6	70.7	70.0	69.7	69.4	37.3	478.1
46,0°	75.2	73.3	72.1	70.9	70.2	69.5	69.4	69.0	21.8	499.9
47,0°	73.3	71.9	70.7	70.0	69.4	69.2	69.0	68.8	22.0	521.9
48,0°	71.7	70.5	69.9	69.2	68.8	68.7	68.7	68.7	22.2	544.1
49,0°	70.0	69.2	68.8	68.3	68.2	68.0	68.2	68.0	22.3	566.4
50,0°	68.2	68.0	67.8	67.5	67.3	67.3	67.5	67.5	22.2	588.7
51,0°	66.5	66.6	66.6	66.5	66.5	66.3	66.6	66.6	22.1	610.7
52,0°	64.6	64.9	65.1	65.1	65.1	65.1	65.4	65.4	21.8	632.5
53,0°	62.7	63.2	63.6	63.6	63.7	63.6	63.7	63.7	21.4	654.0
54,0°	61.0	61.5	62.0	61.9	61.9	61.5	61.7	61.7	21.1	675.0
55,0°	58.8	59.3	59.8	59.6	59.3	59.0	59.1	59.0	20.7	695.7
56,0°	56.6	57.3	57.4	57.1	56.9	56.4	56.6	56.4	20.3	716.0
57,0°	54.4	54.7	55.0	54.5	54.5	53.8	54.2	54.0	20.0	736.0
58,0°	51.8	52.1	52.7	52.5	52.5	52.0	52.1	52.0	19.6	755.6
59,0°	49.1	49.2	50.4	50.3	50.4	49.9	50.1	50.1	19.1	774.8
60,0°	46.0	46.4	47.5	47.7	47.9	47.4	47.5	47.4	18.4	793.1
61,0°	42.9	43.3	44.5	44.8	45.0	44.5	44.6	44.6	17.5	810.6
62,0°	39.7	39.9	40.9	41.4	41.6	41.2	41.4	41.4	16.6	827.1
63,0°	36.5	36.5	37.1	37.5	37.5	37.3	37.5	37.3	15.7	842.8
64,0°	34.4	34.3	34.3	34.4	34.4	34.3	34.3	34.1	15.1	858.0
65,0°	32.7	32.0	32.2	31.9	32.2	31.7	31.9	31.5	14.7	872.6
66,0°	31.2	30.5	30.3	30.0	30.3	30.0	30.0	29.8	14.3	886.9
67,0°	29.7	28.8	28.6	28.3	28.6	28.3	28.3	28.3	13.8	900.7
68,0°	28.1	26.9	26.8	26.2	26.6	26.4	26.4	26.4	13.0	913.7
69,0°	26.6	25.4	25.1	24.7	24.7	24.7	24.9	24.7	12.3	926.0
70,0°	25.2	23.7	23.5	22.8	23.2	23.0	23.3	23.2	11.5	937.5
71,0°	23.7	22.0	21.6	21.1	21.3	21.3	21.5	21.5	10.7	948.2
72,0°	22.2	20.4	19.9	19.4	19.4	19.4	19.6	19.8	9.8	958.0
73,0°	20.4	18.7	18.1	17.6	17.4	17.4	17.7	17.9	8.7	966.7

Lichttechnischer Prüfbefund

Familie Streetlight 21 mini LED	Bestell-Nr.: 5XE2F43S08HB EAN: 4058352725771	LP-Nummer 59110_280
---	---	-------------------------------

Wertetabelle Lichtstärkemessung	Maximale Lichtstärke	siteco
--	-----------------------------	---------------

C- Ebenen	0,0°	2,5°	5,0°	7,5°	10,0°	12,5°	15,0°	17,5°	20,0°	22,5°	25,0°	27,5°	30,0°	32,5°	35,0°	37,5°	40,0°
γ	Lichtstärke in cd/klm																
74,0°	16.4	16.4	16.7	16.7	17.0	17.6	18.7	19.8	21.5	23.5	26.1	26.8	25.4	23.2	22.3	22.0	22.8
75,0°	14.7	14.7	15.0	15.0	15.3	15.8	16.9	18.1	19.8	21.6	24.2	24.4	22.7	20.8	20.1	19.8	20.4
76,0°	12.8	12.8	13.3	13.1	13.6	13.8	15.0	16.0	18.1	19.8	21.8	21.1	19.4	18.2	17.7	17.4	17.9
77,0°	11.1	11.1	11.6	11.6	11.9	12.1	13.1	14.3	16.4	18.1	19.3	18.2	16.7	16.0	15.7	15.2	15.5
78,0°	9.5	9.5	10.1	9.7	10.2	10.4	11.4	12.4	14.7	15.8	16.7	15.0	14.5	13.8	13.6	12.8	13.1
79,0°	8.2	8.2	8.5	8.2	8.5	8.7	9.5	10.7	13.0	13.8	13.8	12.6	12.1	11.8	11.4	10.6	10.4
80,0°	6.6	6.6	7.0	6.8	7.0	7.2	7.8	8.9	10.6	11.2	11.4	10.6	10.2	9.9	9.4	8.7	8.5
81,0°	5.1	5.3	5.3	5.3	5.5	5.6	6.1	6.8	8.0	8.5	8.9	8.5	8.5	8.0	7.3	6.8	6.8
82,0°	4.1	4.4	4.6	4.6	4.9	4.6	4.8	4.9	5.6	6.1	6.6	6.5	6.5	5.8	5.6	5.3	5.5
83,0°	2.7	2.9	3.1	3.1	3.6	3.6	3.6	3.4	4.3	4.6	4.6	4.3	4.3	4.1	4.1	3.9	4.1
84,0°	1.5	1.5	1.7	1.7	1.9	2.2	2.2	2.4	3.4	3.4	2.9	2.6	2.7	2.7	2.9	2.7	2.9
85,0°	0.9	0.9	1.0	1.0	1.0	1.2	1.4	1.4	1.9	1.9	1.7	1.5	1.7	1.7	2.0	1.9	2.0
86,0°	0.5	0.5	0.5	0.5	0.7	0.7	0.7	0.7	1.0	0.9	1.0	0.9	1.0	1.2	1.4	1.2	1.4
87,0°	0.3	0.3	0.3	0.3	0.3	0.3	0.3	0.3	0.5	0.5	0.5	0.7	0.7	0.7	0.9	0.9	1.0
88,0°	0.2	0.2	0.3	0.3	0.3	0.3	0.3	0.3	0.3	0.5	0.5	0.5	0.5	0.7	0.7	0.7	0.7
89,0°	0.2	0.2	0.2	0.3	0.3	0.3	0.3	0.3	0.3	0.3	0.5	0.5	0.5	0.5	0.7	0.7	0.7
90,0°	0.0	0.0	0.0	0.0	0.0	0.0	0.0	0.0	0.0	0.0	0.0	0.0	0.0	0.0	0.0	0.0	0.0

Lichttechnischer Prüfbefund

Familie Streetlight 21 mini LED	Bestell-Nr.: 5XE2F43S08HB EAN: 4058352725771	LP-Nummer 59110_280
--	---	--------------------------------------

siteco

C- Ebenen	42,5°	45,0°	47,5°	50,0°	52,5°	55,0°	57,5°	60,0°	62,5°	65,0°	67,5°	70,0°	72,5°	75,0°	77,5°	80,0°	82,5°
γ	Lichtstärke in cd/klm																
74,0°	23.0	24.2	25.6	28.1	32.0	37.8	42.6	44.6	41.9	38.5	31.5	29.5	26.9	28.1	29.0	32.5	42.1
75,0°	20.6	21.8	22.8	25.1	28.5	34.1	38.7	40.0	35.6	33.6	28.5	27.1	23.7	24.2	25.1	28.5	36.8
76,0°	18.1	19.1	19.9	21.5	24.5	29.8	33.7	34.1	30.7	30.2	26.1	24.5	21.0	20.8	21.8	25.2	32.5
77,0°	15.5	16.5	17.0	18.4	20.8	25.6	29.1	29.1	26.6	27.4	22.8	21.6	18.7	18.6	19.9	22.7	29.5
78,0°	12.8	14.0	14.3	15.7	17.2	20.6	21.8	22.7	21.5	22.8	18.2	18.4	17.0	16.7	18.2	20.3	26.1
79,0°	10.6	11.4	11.9	13.0	14.0	15.3	15.8	17.0	18.4	19.9	16.7	16.9	15.8	15.0	16.9	18.2	23.7
80,0°	8.7	9.4	9.9	10.4	11.2	11.9	12.6	14.1	15.8	17.2	15.7	15.3	14.7	13.3	15.5	17.2	21.5
81,0°	7.0	7.5	7.7	7.8	8.5	9.2	10.1	11.8	13.0	14.1	13.8	13.3	12.4	11.4	13.0	15.2	18.4
82,0°	5.5	5.8	6.0	6.3	6.8	7.2	7.8	9.2	9.9	10.9	11.6	10.4	9.4	9.7	10.9	13.0	15.3
83,0°	4.1	4.6	4.8	4.9	5.1	5.5	5.8	6.8	7.2	8.0	8.5	8.4	8.0	8.2	8.7	10.4	11.8
84,0°	2.9	3.2	3.4	3.6	3.7	3.9	4.1	4.6	4.8	5.5	5.8	6.5	6.3	6.3	6.3	7.3	7.8
85,0°	2.0	2.4	2.4	2.6	2.6	2.7	2.9	3.2	3.4	3.9	4.1	4.4	4.3	4.4	4.3	4.8	5.3
86,0°	1.4	1.5	1.5	1.7	1.7	1.9	1.9	2.2	2.2	2.7	2.9	3.2	2.9	2.9	2.7	3.2	3.1
87,0°	1.0	1.0	1.2	1.2	1.2	1.4	1.4	1.5	1.5	1.7	1.7	1.9	1.9	1.9	1.7	1.9	1.9
88,0°	0.9	0.9	0.9	1.0	1.0	1.0	1.0	1.0	1.0	1.0	1.0	1.2	1.2	1.2	1.2	1.2	1.2
89,0°	0.7	0.7	0.9	0.9	0.9	0.9	0.9	0.9	0.9	0.9	0.9	0.9	0.9	0.9	1.0	1.0	1.0
90,0°	0.0	0.0	0.0	0.0	0.0	0.0	0.0	0.0	0.0	0.0	0.0	0.0	0.0	0.0	0.0	0.0	0.0

Lichttechnischer Prüfbefund

Familie Streetlight 21 mini LED	Bestell-Nr.: 5XE2F43S08HB EAN: 4058352725771	LP-Nummer 59110_280
		siteco

C- Ebenen	85,0°	87,5°	90,0°	92,5°	95,0°	97,5°	100,0°	102,5°	105,0°	107,5°	110,0°	112,5°	115,0°	117,5°	120,0°	122,5°	125,0°
γ	Lichtstärke in cd/klm																
74,0°	80.3	173.3	287.3	343.0	385.8	435.1	491.6	485.7	462.5	420.1	341.5	214.5	137.2	103.3	84.7	66.5	47.7
75,0°	68.0	146.4	251.2	301.3	334.2	370.0	408.3	390.7	371.5	332.3	262.6	155.9	103.4	82.5	69.4	49.8	33.7
76,0°	57.8	117.4	207.2	248.5	275.5	294.8	317.8	293.8	278.1	247.3	188.6	106.7	75.2	63.7	52.1	33.2	27.3
77,0°	48.9	89.3	151.2	181.8	201.9	211.5	228.2	208.7	201.4	178.6	130.4	71.7	53.3	45.7	34.8	25.6	23.3
78,0°	42.8	66.5	102.9	119.6	135.5	132.7	151.5	135.8	138.0	120.0	90.7	49.9	37.3	29.3	24.9	20.8	19.8
79,0°	38.3	57.1	77.7	90.1	91.9	88.8	94.2	91.0	90.7	80.9	61.0	37.8	29.0	23.7	20.3	17.2	16.2
80,0°	34.6	52.5	70.9	80.9	77.7	70.7	67.5	64.2	62.0	54.5	43.1	29.0	23.5	19.3	16.4	14.5	13.6
81,0°	29.5	44.5	60.8	69.0	68.2	59.5	52.7	47.0	42.3	36.1	30.0	22.0	18.6	15.0	13.0	11.8	11.2
82,0°	23.5	35.1	47.4	52.7	52.1	47.0	41.2	34.8	30.3	24.7	21.5	17.0	14.5	11.9	10.6	9.5	9.0
83,0°	17.0	24.5	34.4	38.0	39.4	35.8	31.5	26.2	22.0	17.6	15.2	12.6	10.9	9.2	8.2	7.3	7.0
84,0°	10.7	14.7	19.3	19.9	22.2	20.8	19.6	17.0	15.0	11.6	10.1	8.5	7.8	6.5	6.0	5.3	5.1
85,0°	6.8	8.2	10.6	10.7	12.3	12.6	13.3	11.2	9.9	7.8	6.8	5.6	5.1	4.4	4.3	3.7	3.7
86,0°	4.1	3.9	5.5	4.8	6.0	5.6	7.5	5.6	6.0	4.8	4.4	3.6	3.4	2.7	2.7	2.4	2.4
87,0°	2.2	2.0	2.6	2.4	2.7	2.6	2.9	2.7	2.7	2.4	2.4	2.0	2.0	1.7	1.7	1.5	1.5
88,0°	1.2	1.2	1.2	1.2	1.2	1.2	1.2	1.2	1.2	1.2	1.2	1.2	1.2	1.0	1.0	1.0	1.0
89,0°	1.0	1.0	1.0	1.0	0.9	0.9	0.9	0.9	0.9	0.9	0.9	0.9	0.9	0.9	0.7	0.7	0.7
90,0°	0.0	0.0	0.0	0.0	0.0	0.0	0.0	0.0	0.0	0.0	0.0	0.0	0.0	0.0	0.0	0.0	0.0

Lichttechnischer Prüfbefund

Familie Streetlight 21 mini LED	Bestell-Nr.: 5XE2F43S08HB EAN: 4058352725771	LP-Nummer 59110_280
--	---	--------------------------------------

siteco

C- Ebenen	127,5°	130,0°	132,5°	135,0°	137,5°	140,0°	142,5°	145,0°	147,5°	150,0°	152,5°	155,0°	157,5°	160,0°	162,5°	165,0°	167,5°
γ	Lichtstärke in cd/klm																
74,0°	37.8	35.6	34.3	34.3	30.0	25.9	23.9	23.9	23.3	22.7	20.8	19.8	18.9	18.4	17.6	17.0	16.2
75,0°	29.5	30.5	31.5	31.0	26.9	23.2	20.8	21.1	20.6	20.1	18.4	17.6	16.9	16.2	15.3	14.8	14.1
76,0°	25.7	27.1	28.1	27.3	23.9	20.4	18.2	18.2	18.1	17.4	16.0	15.3	14.5	14.0	13.1	12.8	12.1
77,0°	22.5	24.4	25.4	24.2	21.3	18.2	16.0	15.8	15.7	15.2	14.0	13.6	12.8	12.3	11.6	11.2	10.6
78,0°	19.1	21.0	21.8	21.1	18.4	16.2	14.1	13.8	13.1	13.1	11.9	11.9	10.7	10.4	9.9	9.7	9.2
79,0°	15.8	17.2	18.4	18.1	16.4	14.3	13.0	12.1	11.2	10.9	10.2	10.1	9.2	8.9	8.4	8.4	8.2
80,0°	13.3	14.0	15.2	15.3	14.3	12.8	12.1	10.7	9.7	9.2	8.7	8.5	7.8	7.3	7.0	7.0	7.0
81,0°	10.6	10.6	11.4	12.1	11.6	10.7	10.7	9.0	8.0	7.5	7.0	7.0	6.3	6.0	5.6	5.6	5.6
82,0°	8.5	8.2	8.2	9.0	9.0	8.9	8.2	7.2	6.6	6.3	5.6	5.5	4.9	4.8	4.4	4.4	4.3
83,0°	6.5	6.3	6.0	6.5	6.6	6.6	5.8	5.5	5.1	4.8	4.3	4.1	3.7	3.6	3.4	3.2	3.1
84,0°	4.8	4.4	4.3	4.3	4.3	4.4	3.9	3.9	3.6	3.2	2.9	2.7	2.6	2.6	2.4	2.2	2.0
85,0°	3.2	3.2	2.9	2.9	2.7	2.7	2.6	2.6	2.4	2.0	1.9	1.9	1.7	1.7	1.5	1.4	1.2
86,0°	2.0	2.0	1.9	1.9	1.7	1.7	1.5	1.5	1.4	1.2	1.0	1.2	0.9	0.9	0.9	0.9	0.7
87,0°	1.4	1.4	1.2	1.2	1.0	1.0	0.9	0.9	0.7	0.7	0.5	0.5	0.5	0.5	0.3	0.3	0.3
88,0°	0.9	0.9	0.9	0.9	0.7	0.7	0.7	0.5	0.5	0.5	0.3	0.3	0.3	0.3	0.3	0.3	0.3
89,0°	0.7	0.7	0.7	0.7	0.7	0.5	0.5	0.3	0.3	0.3	0.3	0.3	0.2	0.2	0.2	0.2	0.2
90,0°	0.0	0.0	0.0	0.0	0.0	0.0	0.0	0.0	0.0	0.0	0.0	0.0	0.0	0.0	0.0	0.0	0.0

Lichttechnischer Prüfbefund


Familie Streetlight 21 mini LED	Bestell-Nr.: 5XE2F43S08HB EAN: 4058352725771	LP-Nummer 59110_280
--	---	--------------------------------------

siteco

C- Ebenen	170,0°	172,5°	175,0°	177,5°	180,0°	182,5°	185,0°	187,5°	190,0°	192,5°	195,0°	197,5°	200,0°	202,5°	205,0°	207,5°	210,0°
γ	Lichtstärke in cd/klm																
74,0°	16.0	15.7	15.7	15.2	14.8	14.5	14.5	14.1	14.5	14.5	15.2	15.3	15.8	16.4	17.0	17.0	17.9
75,0°	14.0	13.6	13.6	13.1	13.0	12.6	12.6	12.3	12.4	12.6	13.1	13.3	13.8	14.3	14.8	14.8	15.8
76,0°	11.9	11.8	11.8	11.4	11.2	10.9	10.9	10.6	10.7	10.7	11.2	11.4	11.9	12.3	12.8	12.8	14.0
77,0°	10.6	10.4	10.2	10.1	9.7	9.5	9.5	9.2	9.4	9.4	9.7	9.9	10.2	10.6	10.9	11.1	12.3
78,0°	9.2	9.0	9.2	8.9	8.7	8.5	8.5	8.0	8.2	8.0	8.4	8.2	8.9	8.9	9.2	9.4	10.6
79,0°	8.2	8.0	8.4	8.0	7.8	7.7	7.5	7.2	7.0	6.8	7.0	7.0	7.2	7.3	7.7	8.0	9.0
80,0°	7.2	6.8	7.0	6.5	6.3	6.1	6.3	6.0	6.1	5.8	5.8	5.8	6.0	6.1	6.5	6.6	7.5
81,0°	5.6	5.5	5.3	4.9	4.8	4.6	4.8	4.6	4.6	4.6	4.6	4.6	4.8	4.9	5.3	5.5	6.1
82,0°	4.4	4.1	3.9	3.7	3.6	3.6	3.6	3.6	3.4	3.4	3.6	3.7	3.7	3.9	4.3	4.4	4.9
83,0°	3.2	3.1	2.9	2.7	2.6	2.6	2.6	2.6	2.6	2.6	2.7	2.7	2.9	3.1	3.2	3.4	3.7
84,0°	2.0	2.0	2.0	1.7	1.7	1.7	1.7	1.5	1.7	1.7	1.9	1.9	2.0	2.0	2.2	2.4	2.6
85,0°	1.2	1.2	1.2	1.0	1.0	1.0	1.0	1.0	1.2	1.2	1.2	1.2	1.4	1.4	1.5	1.5	1.7
86,0°	0.7	0.7	0.7	0.5	0.5	0.5	0.7	0.7	0.7	0.7	0.7	0.7	0.9	0.9	0.9	0.9	1.0
87,0°	0.3	0.3	0.3	0.3	0.3	0.3	0.3	0.3	0.3	0.3	0.5	0.3	0.5	0.5	0.5	0.5	0.5
88,0°	0.3	0.3	0.2	0.2	0.2	0.3	0.3	0.3	0.3	0.3	0.3	0.3	0.3	0.3	0.3	0.3	0.3
89,0°	0.2	0.2	0.2	0.2	0.2	0.2	0.2	0.2	0.2	0.3	0.3	0.3	0.3	0.3	0.3	0.3	0.3
90,0°	0.0	0.0	0.0	0.0	0.0	0.0	0.0	0.0	0.0	0.0	0.0	0.0	0.0	0.0	0.0	0.0	0.0

Lichttechnischer Prüfbefund

Familie Streetlight 21 mini LED	Bestell-Nr.: 5XE2F43S08HB EAN: 4058352725771	LP-Nummer 59110_280
--	---	--------------------------------------



C- Ebenen	212,5°	215,0°	217,5°	220,0°	222,5°	225,0°	227,5°	230,0°	232,5°	235,0°	237,5°	240,0°	242,5°	245,0°	247,5°	250,0°	252,5°
γ	Lichtstärke in cd/klm																
74,0°	19.3	19.9	20.6	22.8	25.7	28.5	31.4	36.0	39.7	47.0	57.8	61.3	68.7	95.3	138.5	198.2	237.4
75,0°	17.2	17.9	18.2	19.9	22.2	24.7	26.6	27.6	29.3	34.1	45.3	51.8	57.1	77.2	110.8	158.0	188.1
76,0°	15.0	15.7	16.0	17.4	18.7	20.8	22.5	23.3	24.7	27.8	31.9	39.9	44.0	57.4	79.9	118.1	142.6
77,0°	13.1	13.8	14.1	15.3	16.2	17.6	19.1	19.9	20.6	23.0	25.4	29.3	34.6	45.2	61.3	89.6	112.0
78,0°	11.4	12.1	12.3	13.6	14.0	14.7	15.7	16.7	16.7	18.6	20.1	23.7	26.8	34.9	44.8	68.5	79.9
79,0°	9.9	10.4	10.7	11.6	11.9	12.1	12.8	13.3	13.5	14.7	15.8	17.9	20.4	25.6	33.2	46.4	54.2
80,0°	8.4	9.0	9.2	9.7	10.2	9.9	10.4	10.6	10.7	11.4	12.3	13.8	15.7	18.9	23.3	30.5	36.3
81,0°	7.0	7.3	7.5	7.8	8.0	7.7	7.8	8.0	8.0	8.5	9.0	10.2	11.4	13.5	15.8	20.1	20.8
82,0°	5.6	5.8	6.0	6.1	6.0	5.8	6.0	6.0	6.0	6.3	6.6	7.5	8.2	9.4	10.6	11.8	11.8
83,0°	4.1	4.4	4.4	4.4	4.3	4.3	4.3	4.4	4.4	4.6	4.8	5.3	5.6	6.3	6.6	7.2	7.0
84,0°	2.7	2.9	2.9	3.1	2.9	2.9	2.9	2.9	2.9	3.1	3.2	3.4	3.6	3.7	3.7	3.9	4.1
85,0°	1.7	1.9	1.9	1.9	1.9	1.9	1.9	1.9	1.9	2.0	2.0	2.2	2.2	2.4	2.4	2.6	2.4
86,0°	0.9	1.0	1.0	1.2	1.0	1.2	1.2	1.2	1.2	1.4	1.2	1.4	1.4	1.5	1.4	1.5	1.5
87,0°	0.5	0.7	0.7	0.7	0.7	0.7	0.7	0.7	0.7	0.9	0.9	0.9	0.9	1.0	1.0	1.0	1.0
88,0°	0.5	0.3	0.5	0.5	0.5	0.5	0.5	0.5	0.5	0.7	0.7	0.7	0.7	0.9	0.9	0.9	1.0
89,0°	0.3	0.3	0.5	0.5	0.5	0.5	0.5	0.5	0.5	0.5	0.5	0.5	0.7	0.7	0.7	0.9	0.9
90,0°	0.0	0.0	0.0	0.0	0.0	0.0	0.0	0.0	0.0	0.0	0.0	0.0	0.0	0.0	0.0	0.0	0.0

Lichttechnischer Prüfbefund

Familie Streetlight 21 mini LED	Bestell-Nr.: 5XE2F43S08HB EAN: 4058352725771	LP-Nummer 59110_280
--	---	--------------------------------------

siteco

C- Ebenen	255,0°	257,5°	260,0°	262,5°	265,0°	267,5°	270,0°	272,5°	275,0°	277,5°	280,0°	282,5°	285,0°	287,5°	290,0°	292,5°	295,0°
γ	Lichtstärke in cd/klm																
74,0°	265.2	273.7	272.8	245.6	227.0	205.2	187.4	153.0	120.5	89.1	71.7	58.3	52.7	47.4	44.5	41.6	39.9
75,0°	210.5	217.8	221.2	206.2	187.1	174.3	158.1	127.1	97.6	71.6	56.2	46.7	43.3	40.0	39.0	36.8	35.8
76,0°	163.1	166.1	169.2	152.7	140.8	130.0	119.1	93.0	70.7	51.6	42.4	35.8	34.9	33.2	33.2	31.4	30.7
77,0°	125.3	126.8	123.0	110.6	103.4	93.4	87.4	65.9	50.6	37.1	31.5	27.8	27.6	27.8	28.1	26.2	24.9
78,0°	91.9	82.6	82.6	70.4	65.3	57.6	55.6	38.5	30.8	22.8	21.8	19.4	21.8	22.3	23.3	21.0	20.1
79,0°	56.6	46.0	40.9	32.4	26.9	25.2	23.0	16.0	14.0	12.8	13.0	13.3	15.5	17.4	18.4	17.4	15.5
80,0°	34.3	28.5	25.2	19.1	15.2	12.3	12.1	9.9	8.9	8.7	9.4	9.7	11.6	13.8	14.5	14.1	12.4
81,0°	19.8	16.9	14.0	10.6	9.2	6.5	7.0	5.8	6.0	6.1	6.5	7.0	8.4	9.9	10.7	10.2	9.5
82,0°	11.1	9.5	8.4	6.3	5.8	4.3	4.4	4.1	4.4	4.4	4.9	5.3	6.1	6.8	7.5	7.3	7.2
83,0°	7.0	6.1	5.3	4.4	3.7	3.1	2.6	3.2	3.4	3.6	3.9	4.1	4.4	4.8	5.1	5.1	5.3
84,0°	4.1	3.7	3.2	3.1	2.6	2.4	1.9	2.6	2.6	2.7	2.9	3.1	3.2	3.2	3.4	3.2	3.2
85,0°	2.6	2.2	2.2	2.0	2.0	1.9	1.5	2.0	2.0	2.0	2.2	2.4	2.4	2.4	2.4	2.2	2.4
86,0°	1.5	1.4	1.5	1.4	1.5	1.4	1.4	1.5	1.5	1.5	1.7	1.7	1.7	1.7	1.7	1.7	1.7
87,0°	1.0	1.0	1.2	1.2	1.2	1.2	1.2	1.4	1.4	1.4	1.4	1.4	1.4	1.4	1.4	1.2	1.2
88,0°	1.0	1.0	1.0	1.0	1.2	1.2	1.2	1.2	1.2	1.2	1.2	1.2	1.2	1.2	1.2	1.2	1.2
89,0°	0.9	0.9	1.0	1.0	1.0	1.0	1.0	1.2	1.2	1.2	1.2	1.0	1.2	1.0	1.0	1.0	1.0
90,0°	0.0	0.0	0.0	0.0	0.0	0.0	0.0	0.0	0.0	0.0	0.0	0.0	0.0	0.0	0.0	0.0	0.0

Lichttechnischer Prüfbefund

Familie Streetlight 21 mini LED	Bestell-Nr.: 5XE2F43S08HB EAN: 4058352725771	LP-Nummer 59110_280
--	---	--------------------------------------

siteco

C- Ebenen	297,5°	300,0°	302,5°	305,0°	307,5°	310,0°	312,5°	315,0°	317,5°	320,0°	322,5°	325,0°	327,5°	330,0°	332,5°	335,0°	337,5°
γ	Lichtstärke in cd/klm																
74,0°	36.1	31.7	27.6	25.1	23.7	23.0	21.6	21.0	20.6	21.0	20.8	20.3	19.3	19.9	21.1	22.3	21.0
75,0°	32.5	28.8	25.2	22.8	21.5	21.0	19.8	19.3	18.6	18.9	18.9	18.4	17.2	17.7	18.6	19.8	18.7
76,0°	28.3	25.2	22.0	20.1	18.9	18.6	17.6	17.0	16.4	16.7	16.7	16.4	15.0	15.3	16.0	16.9	16.0
77,0°	23.9	21.3	19.1	17.2	16.2	16.2	15.3	15.0	14.5	14.8	14.8	14.5	13.3	13.1	13.6	14.3	13.5
78,0°	18.7	17.7	15.5	14.5	13.3	13.6	13.0	12.8	12.3	12.8	12.6	12.6	11.4	11.1	11.1	11.9	11.2
79,0°	14.7	13.8	12.3	11.4	10.7	11.1	10.6	10.4	10.2	10.6	10.7	10.6	9.7	9.2	9.2	9.5	9.4
80,0°	11.4	10.4	9.4	8.9	8.4	8.5	8.4	8.4	8.4	8.7	9.0	9.0	8.2	7.7	7.5	7.7	7.5
81,0°	8.9	8.0	7.2	6.6	6.3	6.5	6.3	6.3	6.3	6.6	7.0	7.0	6.5	6.1	6.0	5.6	5.5
82,0°	6.6	6.1	5.5	5.1	4.8	4.8	4.8	4.8	4.8	4.9	5.1	5.3	5.1	4.9	4.6	4.3	3.7
83,0°	4.8	4.4	4.1	3.7	3.6	3.6	3.6	3.6	3.4	3.6	3.6	3.7	3.7	3.7	3.4	3.2	2.7
84,0°	3.1	3.1	2.9	2.7	2.6	2.6	2.4	2.4	2.4	2.4	2.2	2.4	2.4	2.4	2.2	2.2	1.9
85,0°	2.2	2.2	2.0	1.9	1.9	1.9	1.7	1.7	1.5	1.5	1.5	1.5	1.5	1.5	1.4	1.4	1.2
86,0°	1.5	1.5	1.4	1.4	1.4	1.4	1.2	1.2	1.0	1.0	1.0	1.0	0.9	0.9	0.7	0.7	0.7
87,0°	1.2	1.2	1.2	1.0	1.0	1.0	0.9	0.9	0.9	0.9	0.7	0.7	0.7	0.7	0.5	0.5	0.5
88,0°	1.0	1.0	1.0	1.0	1.0	0.9	0.9	0.9	0.9	0.7	0.7	0.7	0.7	0.5	0.5	0.5	0.3
89,0°	1.0	1.0	0.9	0.9	0.9	0.9	0.9	0.9	0.9	0.7	0.7	0.7	0.7	0.5	0.5	0.5	0.3
90,0°	0.0	0.0	0.0	0.0	0.0	0.0	0.0	0.0	0.0	0.0	0.0	0.0	0.0	0.0	0.0	0.0	0.0

C- Ebenen	340,0°	342,5°	345,0°	347,5°	350,0°	352,5°	355,0°	357,5°	Phi-Zone	Summe Phi-Zone
γ	Lichtstärke in cd/klm								Lichtstrom in lm/klm	
74,0°	18.9	17.2	16.5	15.8	15.7	15.7	16.0	16.2	7.5	974.2
75,0°	17.2	15.5	14.8	14.1	14.1	14.1	14.3	14.3	6.3	980.5
76,0°	15.2	13.8	13.0	12.3	12.3	12.3	12.6	12.4	5.0	985.5
77,0°	13.0	12.1	11.4	10.7	10.7	10.7	11.1	10.9	3.9	989.3
78,0°	10.9	10.1	9.7	9.0	9.2	9.0	9.5	9.2	2.9	992.2
79,0°	9.0	8.5	8.2	7.7	7.7	7.7	8.0	7.8	2.1	994.3
80,0°	7.2	6.6	6.6	6.1	6.1	6.1	6.6	6.5	1.6	995.9
81,0°	5.3	4.8	4.9	4.6	4.8	4.8	4.9	4.9	1.3	997.2
82,0°	3.6	3.6	3.4	3.4	4.1	4.1	4.3	4.3	0.9	998.1
83,0°	2.6	2.6	2.6	2.2	2.7	2.7	2.7	2.7	0.7	998.8
84,0°	1.7	1.7	1.7	1.4	1.5	1.5	1.5	1.4	0.5	999.3
85,0°	1.0	1.0	1.0	0.9	0.9	0.9	0.9	0.9	0.3	999.6
86,0°	0.7	0.5	0.5	0.5	0.5	0.5	0.5	0.5	0.2	999.7
87,0°	0.3	0.3	0.3	0.3	0.3	0.3	0.3	0.3	0.1	999.9
88,0°	0.3	0.3	0.3	0.3	0.3	0.2	0.2	0.2	0.1	999.9
89,0°	0.3	0.3	0.3	0.3	0.3	0.2	0.2	0.2	0.1	1000.0
90,0°	0.0	0.0	0.0	0.0	0.0	0.0	0.0	0.0	0.0	1000.0

Lichttechnischer Prüfbefund

Familie Streetlight 21 mini LED	Bestell-Nr.: 5XE2F43S08HB EAN: 4058352725771	LP-Nummer 59110_280
Dimmstufen-Tabelle		siteco
Umgebungstemperatur: 25°C		

Lichtstrom [%]	Dimmstufe linear	Dimmstufe logarithmisch	Lichtstrom [lm]	Systemleistung [W] Lebensdauerbeginn	Systemleistung [W] Lebensdauerende	Systemleistung [W] Durchschnitt
100	254	254	8590	66.0	68.9	67.4
95	238	252	8160	61.7	64.5	63.1
90	223	249	7740	57.8	60.3	59.0
85	208	247	7305	53.8	56.3	55.0
80	193	244	6863	50.0	52.2	51.1
75	179	241	6433	46.4	48.4	47.4
70	165	238	5997	42.9	44.6	43.8
65	152	235	5583	39.6	41.2	40.4
60	139	232	5162	36.2	37.8	37.0
55	126	228	4729	33.0	34.4	33.7
50	113	224	4288	29.8	31.0	30.4
45	101	220	3872	26.8	27.9	27.4
40	89	216	3447	23.9	24.8	24.4
35	77	210	3013	20.9	21.8	21.4
30	65	204	2571	18.0	18.7	18.4
25	54	197	2160	15.3	15.8	15.6
20	42	188	1703	12.4	12.8	12.6
16	34	180	1393	10.5	10.8	10.6

Dimmstufen-Tabelle

Umgebungstemperatur: 5°C

Lichtstrom [%]	Dimmstufe linear	Dimmstufe logarithmisch	Lichtstrom [lm]	Systemleistung [W] Lebensdauerbeginn	Systemleistung [W] Lebensdauerende	Systemleistung [W] Durchschnitt
100	254	254	8820	66.8	69.7	68.2
95	238	252	8366	62.5	65.3	63.9
90	223	249	7926	58.6	61.1	59.8
85	209	247	7502	54.8	57.3	56.0
80	194	244	7041	50.9	53.2	52.0
75	181	242	6629	47.5	49.6	48.6
70	167	239	6181	43.9	45.8	44.8
65	153	235	5722	40.3	42.1	41.2
60	140	232	5288	37.0	38.6	37.8
55	127	229	4844	33.8	35.2	34.5
50	115	225	4427	30.7	32.0	31.4
45	102	221	3968	27.5	28.6	28.0
40	90	216	3535	24.4	25.4	24.9
35	78	211	3093	21.5	22.3	21.9
30	66	205	2644	18.5	19.2	18.8
25	54	197	2188	15.5	16.1	15.8
20	43	189	1762	12.8	13.3	13.0
16	34	180	1409	10.7	11.0	10.8

Lichttechnischer Prüfbefund

Familie Streetlight 21 mini LED	Bestell-Nr.: 5XE2F43S08HB EAN: 4058352725771	LP-Nummer 59110_280
--	---	--------------------------------------

Dimmstufen-Tabelle	Umgebungstemperatur: 15°C	sITeco
---------------------------	---------------------------	---------------

Lichtstrom [%]	Dimmstufe linear	Dimmstufe logarithmisch	Lichtstrom [lm]	Systemleistung [W] Lebensdauerbeginn	Systemleistung [W] Lebensdauerende	Systemleistung [W] Durchschnitt
100	254	254	8720	66.4	69.3	67.8
95	238	252	8277	62.1	64.9	63.5
90	223	249	7846	58.2	60.7	59.4
85	208	247	7401	54.2	56.6	55.4
80	194	244	6978	50.6	52.8	51.7
75	180	241	6541	46.9	49.1	48.0
70	166	238	6099	43.3	45.2	44.2
65	153	235	5677	40.0	41.8	40.9
60	139	232	5216	36.5	38.1	37.3
55	127	229	4811	33.5	34.9	34.2
50	114	225	4363	30.3	31.5	30.9
45	101	220	3908	27.0	28.1	27.6
40	89	216	3478	24.0	24.9	24.4
35	77	210	3039	21.1	21.9	21.5
30	66	205	2630	18.4	19.1	18.8
25	54	197	2177	15.4	15.9	15.6
20	43	189	1754	12.7	13.2	13.0
16	34	180	1404	10.6	10.9	10.8

Lichttechnischer Prüfbefund**Familie**
Streetlight 21 mini LED**Bestell-Nr.: 5XE2F43S08HB**
EAN: 4058352725771**LP-Nummer**
59110_280**Lichtstrom-Tabelle****sITeco**

Temperatur °C	Lichtstrom lm	Systemleistung W
25.0	8590.0	66.0
5.0	8820.0	66.8
15.0	8720.0	66.4