


Lichttechnischer Prüfbefund

Familie
DL 11 iQ



Bestell-Nr.: 5XA5575MF14H000022 + 5XA54001XS
EAN: 4058352956946 + 4050737754895

LP-Nummer
59427_16

Ausführung Mastaufsatz- oder Montage am Wandausleger,
Dekor-Ring, silber

Optik asymmetrisch, breit strahlend (ST1.2a)

Abdeckung Abdeckung klar, PMMA

Bestückung LED 2700 K | CRI \geq 70

Betriebsgerät EVG SITECO iQ

Bemessungswerte Nettolichtstrom = 1550 lm
Systemleistung = 11.8 W
Lichtausbeute = 131.4 lm/W

Seriendokumentation
11.09.2023

siteco

Lichtstärke in cd/klm

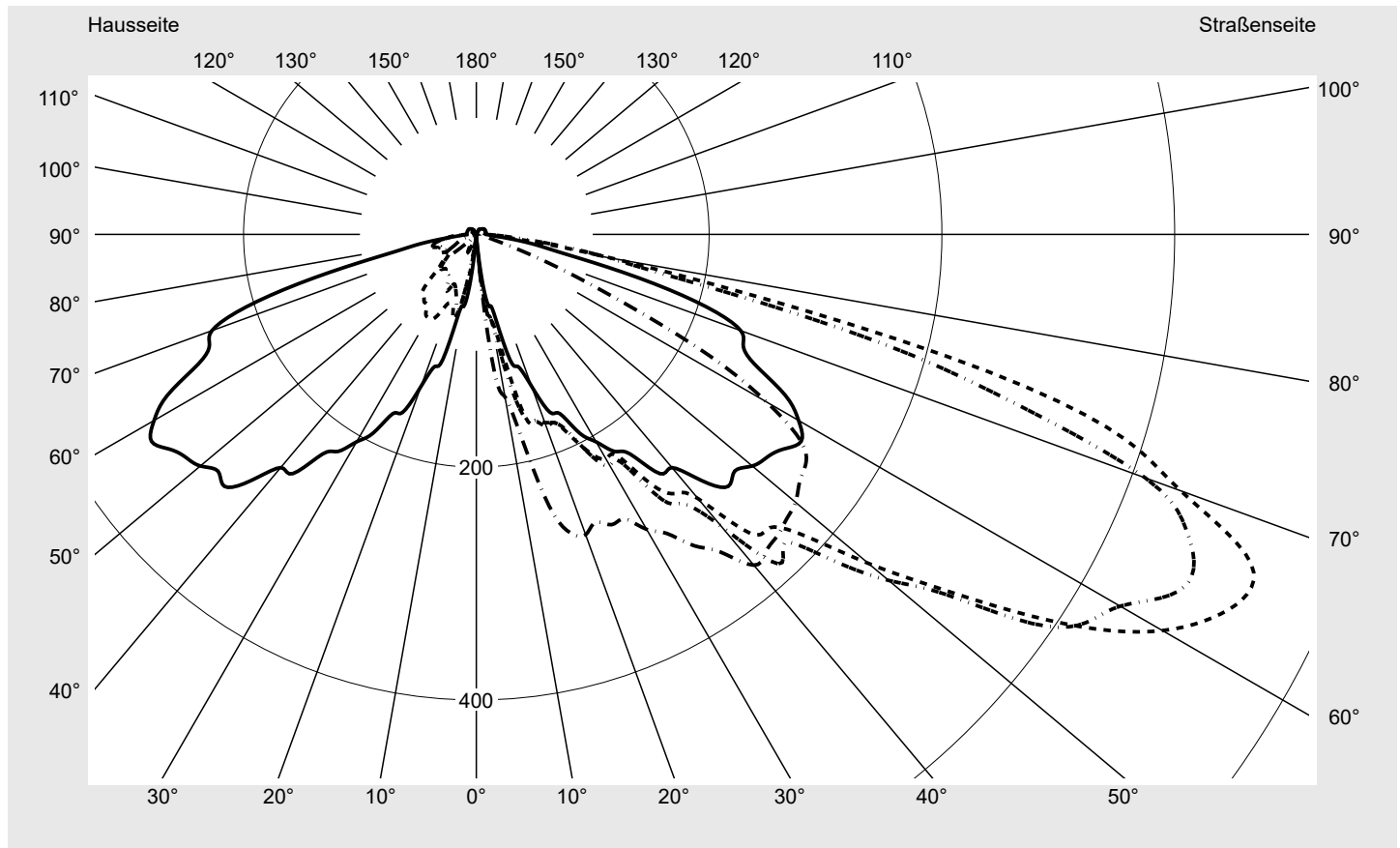
C180-0

C205-25

C210-30

C270-90

Imax: 731 cd/klm



Leuchtenbetriebswirkungsgrade

Eta	100.0%
Eta 0° - 90°	96.3%
Eta 90° - 180°	3.7%

Lichtstärkeklasse nach EN13201-2

Klasse:	G2
Imax 70°	644.0
Imax 80°	142.7
Imax 90°	8.7
Imax >90°	8.5
Imax >95°	8.5

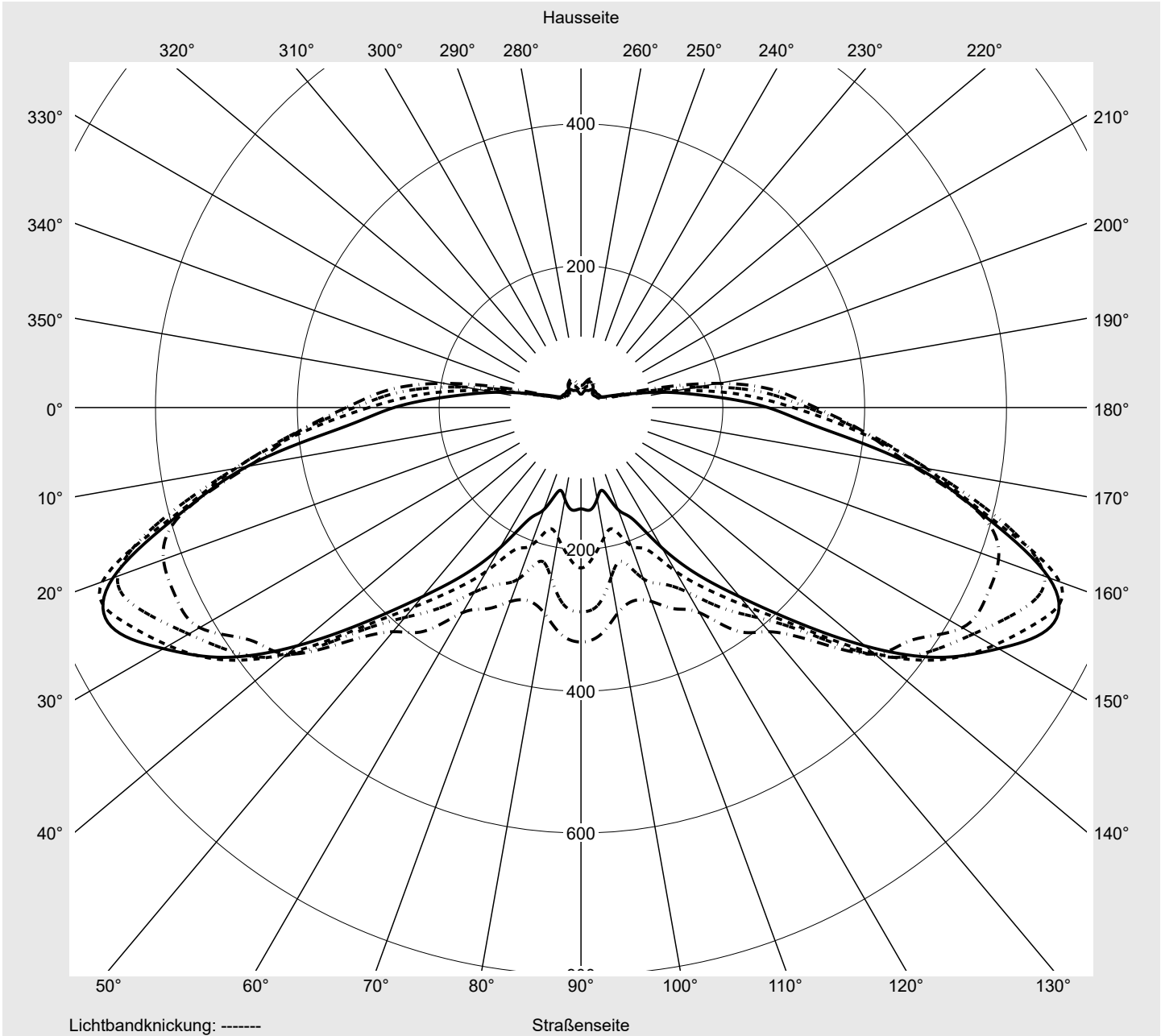
Messbedingungen

DIN EN 13032 und DIN 5032

Lichttechnischer Prüfbefund

Familie DL 11 iQ	Bestell-Nr.: 5XA5575MF14H000022 + 5XA54001XS EAN: 4058352956946 + 4050737754895	LP-Nummer 59427_16
----------------------------	--	------------------------------

Kegelmantelkurven in cd/klm **KMK 65°** **KMK 62,5°** **KMK 60°** **KMK 57,5°** **siteco**



Lichttechnischer Prüfbefund

Familie DL 11 iQ	Bestell-Nr.: 5XA5575MF14H000022 + 5XA54001XS EAN: 4058352956946 + 4050737754895	LP-Nummer 59427_16
Wertetabelle Lichtstärkemessung		Maximale Lichtstärke
		siteco

C- Ebenen	0° 180°	5° 175°	10° 170°	15° 165°	20° 160°	25° 155°	30° 150°	35° 145°	40° 140°	45° 135°	50° 130°	55° 125°	60° 120°
γ	Lichtstärke in cd/klm												
0,0°	3.9	3.9	3.9	3.9	3.9	3.9	3.9	3.9	3.9	3.9	3.9	3.9	3.9
2,5°	4.5	4.8	5.0	5.1	5.3	5.3	5.7	5.5	5.8	6.0	6.0	6.3	6.3
5,0°	10.6	11.8	13.1	15.0	17.7	20.7	23.8	25.9	28.3	29.9	31.2	32.0	32.4
7,5°	44.5	49.4	56.3	61.4	62.9	66.0	66.6	68.5	69.3	69.2	71.9	75.5	83.4
10,0°	62.9	62.6	67.7	74.2	76.7	74.6	76.1	79.9	91.8	105.9	114.0	123.8	130.3
12,5°	68.8	70.3	73.1	77.8	87.4	105.2	128.5	148.8	154.8	155.7	153.1	156.3	163.7
15,0°	111.3	122.2	127.0	145.3	157.6	162.5	164.3	162.9	167.9	174.0	172.6	169.4	174.5
17,5°	119.0	134.1	156.4	164.2	167.8	168.6	167.8	177.1	174.0	183.6	190.1	196.2	205.6
20,0°	138.9	156.5	161.2	162.6	172.1	175.5	172.1	177.7	182.1	186.0	191.8	196.7	206.6
22,5°	165.5	178.1	175.5	174.4	172.8	174.9	175.2	182.1	185.8	195.5	199.1	212.2	218.8
25,0°	170.0	175.3	185.3	193.6	189.7	190.5	187.6	193.8	199.3	210.7	215.2	226.2	238.4
27,5°	192.7	195.4	198.8	197.9	197.7	211.6	214.8	219.7	219.0	233.4	243.6	250.8	260.9
30,0°	205.8	209.2	217.0	217.8	215.4	222.7	229.0	245.8	257.8	265.3	275.4	286.2	297.5
32,5°	221.1	225.6	228.0	223.3	221.6	225.5	232.6	249.5	271.5	291.4	301.8	309.6	315.1
35,0°	230.3	232.0	246.5	249.8	249.4	262.1	277.9	296.1	301.8	322.9	333.6	339.4	346.4
37,5°	259.1	260.4	261.3	268.2	274.0	280.6	291.7	312.3	329.3	339.6	360.7	366.2	365.2
40,0°	261.6	271.1	280.1	275.1	281.8	296.3	327.6	342.3	361.0	375.8	380.2	386.9	392.0
42,5°	287.1	298.0	302.8	306.1	321.0	348.3	384.0	394.7	403.2	412.9	416.3	415.5	408.8
45,0°	306.1	300.0	314.1	313.7	325.9	356.4	374.7	403.5	421.3	434.5	443.7	422.1	418.9
47,5°	301.1	296.3	319.5	335.2	349.8	383.7	413.7	442.9	446.1	439.9	447.2	428.9	428.0
50,0°	309.5	327.1	357.0	382.2	388.5	439.7	462.5	468.6	458.0	448.0	447.0	431.5	417.6
52,5°	314.6	354.7	386.6	458.5	463.4	498.2	507.8	511.1	486.5	466.5	445.4	428.7	396.5
55,0°	321.7	382.6	423.0	518.2	543.2	565.3	582.7	545.9	518.1	472.2	434.7	412.6	359.0
57,5°	330.9	401.6	475.6	584.1	626.6	630.8	620.9	571.1	541.0	466.7	412.7	385.0	334.0
60,0°	319.7	403.0	496.1	612.0	695.3	680.7	638.8	600.1	544.3	448.5	386.5	344.4	300.7
62,5°	299.2	393.0	494.5	596.4	718.3	713.1	671.5	619.8	538.9	438.5	367.5	314.2	266.5
65,0°	263.6	342.3	477.8	588.6	702.4	730.9	680.0	614.2	522.9	426.4	348.4	288.2	228.5
67,5°	248.2	303.6	432.8	555.9	681.9	714.6	659.7	590.7	493.5	392.8	323.7	259.6	193.1
70,0°	241.8	316.8	427.2	546.8	633.5	644.0	611.7	527.2	430.9	355.4	292.7	228.8	166.9
72,5°	207.5	317.1	380.6	506.3	582.3	583.8	489.2	439.2	349.0	278.7	222.5	177.6	141.9
75,0°	144.5	243.6	330.4	440.3	469.7	455.0	358.5	300.9	220.1	183.0	167.7	156.2	127.9
77,5°	80.0	137.6	206.1	276.2	302.0	248.0	189.4	164.0	137.0	123.1	119.5	120.2	106.1
80,0°	52.8	70.4	100.5	125.4	142.7	119.0	114.3	119.3	94.7	66.1	48.1	39.7	42.8
82,5°	30.4	36.3	41.3	52.4	59.3	52.6	68.0	85.2	66.7	44.6	23.0	17.7	13.3
85,0°	16.2	17.4	14.5	13.6	12.8	16.9	33.5	47.9	36.0	19.4	13.6	11.8	9.6
87,5°	11.0	10.5	10.4	10.6	10.9	13.1	17.2	17.8	12.8	9.7	9.4	8.7	8.4
90,0°	8.5	8.5	8.7	8.7	8.6	8.5	8.5	8.5	8.2	8.2	8.2	8.1	7.9
92,5°	8.2	8.5	8.5	8.5	8.5	8.5	8.5	8.2	8.2	8.2	8.0	7.9	7.9
95,0°	8.2	8.4	8.5	8.5	8.5	8.5	8.3	8.2	8.2	8.1	8.0	7.9	7.7
97,5°	8.2	8.4	8.5	8.5	8.5	8.4	8.4	8.2	8.2	8.1	8.0	8.0	7.9
100,0°	8.2	8.4	8.5	8.5	8.5	8.4	8.4	8.3	8.2	8.2	8.0	8.0	8.0
102,5°	8.2	8.4	8.5	8.5	8.5	8.4	8.4	8.4	8.3	8.2	8.1	8.0	8.0
105,0°	8.2	8.4	8.4	8.5	8.5	8.5	8.4	8.4	8.3	8.2	8.2	8.0	8.0
107,5°	8.2	8.4	8.4	8.4	8.4	8.4	8.4	8.4	8.2	8.2	8.0	8.0	8.0
110,0°	8.0	8.2	8.4	8.4	8.4	8.4	8.4	8.3	8.2	8.2	8.3	8.2	8.1
112,5°	8.0	8.2	8.4	8.4	8.4	8.4	8.3	8.2	8.2	8.2	8.0	8.0	8.0

Lichttechnischer Prüfbefund

Familie DL 11 iQ	Bestell-Nr.: 5XA5575MF14H000022 + 5XA54001XS EAN: 4058352956946 + 4050737754895	LP-Nummer 59427_16
Wertetabelle Lichtstärkemessung		Maximale Lichtstärke
		siteco

C- Ebenen	65° 115°	70° 110°	75° 105°	80° 100°	85° 95°	90°	185° 355°	190° 350°	195° 345°	200° 340°	205° 335°	210° 330°	215° 325°
γ	Lichtstärke in cd/klm												
0,0°	3.9	3.9	3.9	3.9	3.9	3.9	3.9	3.9	3.9	3.9	3.9	3.9	3.9
2,5°	6.5	6.6	6.6	6.7	6.8	6.9	4.3	4.2	4.1	4.0	4.0	3.8	3.8
5,0°	32.2	31.1	30.1	28.9	28.9	29.4	8.9	7.5	6.5	6.0	5.3	4.7	4.5
7,5°	92.7	102.7	108.0	113.6	119.2	119.9	35.1	28.0	19.3	14.2	10.6	7.8	6.2
10,0°	135.5	138.5	138.4	142.7	142.6	141.7	64.0	65.9	61.2	52.7	40.2	26.3	17.1
12,5°	169.9	177.1	180.7	181.7	179.3	178.0	65.0	61.5	59.2	60.4	62.8	62.1	57.6
15,0°	187.2	205.9	222.9	233.5	239.5	241.5	104.5	93.2	87.6	81.5	75.7	64.9	53.2
17,5°	213.2	223.8	241.2	257.9	266.1	268.9	101.2	93.0	84.5	74.1	66.1	57.1	49.7
20,0°	215.8	232.6	248.5	260.3	271.4	274.6	121.7	98.8	86.2	73.4	63.5	51.4	42.4
22,5°	222.7	233.1	247.9	257.5	267.5	267.7	154.8	130.1	105.9	82.9	64.6	47.5	33.7
25,0°	249.0	251.6	260.7	267.4	273.2	275.2	160.0	144.5	119.2	97.4	74.8	47.9	29.5
27,5°	269.5	273.6	277.9	279.4	278.6	275.6	178.0	155.1	131.6	106.1	82.3	54.8	33.8
30,0°	303.8	301.4	296.0	297.3	294.8	292.6	191.0	169.5	141.1	110.5	82.7	49.2	31.2
32,5°	324.5	321.3	311.2	311.9	308.3	304.7	215.1	192.3	156.6	117.4	80.8	44.7	29.9
35,0°	345.7	332.6	323.7	327.0	328.3	326.6	214.5	190.2	154.7	118.3	73.7	42.4	30.7
37,5°	367.4	366.7	353.4	345.5	345.6	343.7	247.5	218.0	171.1	125.0	73.4	43.8	32.7
40,0°	398.8	386.9	358.6	353.7	365.0	371.0	257.5	221.3	170.6	123.6	70.0	41.0	33.3
42,5°	405.6	384.5	357.3	359.5	367.9	368.8	275.3	224.2	173.1	118.9	69.2	39.8	34.1
45,0°	413.4	384.3	353.3	357.3	366.8	366.0	298.4	239.9	178.1	112.7	60.9	42.5	38.2
47,5°	416.8	375.1	351.9	358.1	365.4	361.7	279.6	222.2	150.8	90.7	46.2	40.6	37.1
50,0°	409.1	365.3	345.4	352.5	362.4	358.1	282.9	224.1	141.8	77.0	39.4	35.8	31.0
52,5°	386.1	352.6	336.8	341.4	353.3	350.0	284.4	221.8	128.9	65.2	34.9	31.0	27.6
55,0°	350.9	329.7	321.5	326.7	343.0	345.3	289.5	218.0	116.2	59.3	33.6	28.3	25.6
57,5°	313.2	291.1	282.6	295.2	321.1	330.7	275.4	196.5	99.9	46.4	31.0	27.4	26.4
60,0°	274.8	257.0	224.6	243.6	279.2	288.1	254.7	166.0	79.8	39.2	30.0	27.7	27.9
62,5°	221.5	207.6	178.0	186.5	210.0	226.2	220.9	136.6	71.6	45.5	34.5	29.1	29.2
65,0°	174.2	153.3	121.9	130.9	145.1	142.8	183.2	123.6	75.8	50.7	36.2	31.7	31.0
67,5°	139.1	106.6	71.8	79.9	86.4	83.5	173.9	116.0	72.9	46.8	35.9	33.2	33.2
70,0°	116.3	77.4	39.2	34.1	37.2	41.9	167.4	115.6	72.3	42.4	34.6	32.2	34.6
72,5°	94.4	50.5	23.1	17.0	16.0	17.5	149.7	107.8	65.4	41.6	36.9	34.8	36.8
75,0°	72.7	24.7	15.4	12.0	11.2	11.0	103.3	79.8	59.0	41.7	41.2	38.8	37.7
77,5°	41.8	16.6	12.7	10.5	9.7	9.7	60.0	54.8	50.2	39.3	37.9	36.9	35.5
80,0°	18.3	12.4	10.7	9.7	9.3	9.4	45.0	45.4	40.2	33.1	32.7	35.1	32.3
82,5°	11.2	9.9	9.2	8.9	8.7	8.7	29.6	29.2	27.3	24.7	26.2	26.0	22.8
85,0°	9.1	8.4	8.2	8.2	8.4	8.4	16.1	17.8	19.9	22.6	22.4	20.6	16.4
87,5°	8.2	7.9	7.9	8.0	7.9	7.8	11.6	12.9	13.9	14.6	14.6	13.9	12.3
90,0°	7.9	7.9	7.9	7.7	7.7	7.7	8.2	8.0	7.7	7.5	7.4	7.2	6.9
92,5°	7.9	7.9	7.7	7.7	7.7	7.7	7.9	7.7	7.3	7.0	6.7	6.4	6.0
95,0°	7.7	7.7	7.7	7.7	7.7	7.7	7.9	7.7	7.3	7.0	6.7	6.4	6.0
97,5°	7.7	7.7	7.7	7.7	7.7	7.7	7.9	7.7	7.4	7.0	6.7	6.3	6.1
100,0°	7.9	7.9	7.7	7.7	7.7	7.7	8.0	7.7	7.4	7.1	6.7	6.4	6.1
102,5°	8.0	7.9	7.9	7.9	8.0	7.8	8.0	7.7	7.5	7.1	6.7	6.4	6.0
105,0°	8.0	8.0	8.0	7.9	8.0	8.0	8.0	7.7	7.5	7.2	6.9	6.4	6.2
107,5°	8.0	8.0	8.0	8.0	8.0	8.0	8.0	7.7	7.5	7.2	6.9	6.5	6.2
110,0°	8.0	8.0	8.0	8.0	8.0	8.0	8.0	7.7	7.5	7.2	6.9	6.7	6.3
112,5°	8.0	8.0	8.0	8.0	8.0	8.0	8.0	7.7	7.5	7.2	6.9	6.7	6.4

Lichttechnischer Prüfbefund

Familie DL 11 iQ	Bestell-Nr.: 5XA5575MF14H000022 + 5XA54001XS EAN: 4058352956946 + 4050737754895	LP-Nummer 59427_16
Wertetabelle Lichtstärkemessung		Maximale Lichtstärke
		siteco

C-Ebenen	220° 320°	225° 315°	230° 310°	235° 305°	240° 300°	245° 295°	250° 290°	255° 285°	260° 280°	265° 275°	270°	Phi-Zone	Summe Phi-Zone
γ	Lichtstärke in cd/klm											Lichtstrom in lm/klm	
0,0°	3.9	3.9	3.9	3.9	3.9	3.9	3.9	3.9	3.9	3.9	3.9	0.0	0.0
2,5°	3.8	3.8	3.8	3.9	3.8	3.7	3.8	3.7	3.6	3.7	3.7	0.1	0.1
5,0°	4.3	4.3	4.0	4.0	3.8	3.8	3.7	3.7	3.7	3.7	3.7	0.4	0.4
7,5°	5.0	4.6	4.2	4.0	4.0	4.1	4.2	3.9	3.5	3.3	3.3	1.6	2.0
10,0°	11.8	8.3	5.7	4.1	3.5	3.2	2.9	2.5	2.5	2.4	2.3	3.0	5.0
12,5°	43.3	25.9	13.7	7.8	4.1	3.1	2.7	2.4	2.3	2.2	2.3	5.0	10.1
15,0°	50.4	50.5	46.7	34.3	17.8	5.2	3.0	2.5	2.3	2.2	2.3	7.9	18.0
17,5°	43.2	38.8	36.6	35.0	33.4	26.1	14.0	4.1	2.8	2.5	2.3	9.9	27.8
20,0°	33.0	29.7	28.2	27.0	25.0	22.8	20.3	16.7	9.9	4.1	3.3	11.5	39.3
22,5°	26.3	23.7	22.1	20.4	18.7	17.7	16.5	15.3	13.6	12.5	11.4	13.4	52.6
25,0°	22.7	20.6	18.6	17.4	15.8	14.2	14.2	14.2	16.1	16.4	17.0	15.7	68.3
27,5°	26.2	20.4	18.3	17.1	15.2	14.0	17.6	17.8	17.3	15.2	13.9	18.6	86.9
30,0°	26.3	22.0	18.9	17.4	15.2	13.3	15.3	15.4	14.1	12.5	10.4	21.8	108.7
32,5°	25.5	22.3	19.4	17.2	14.5	12.6	13.0	12.9	11.7	10.8	9.3	24.7	133.5
35,0°	27.9	23.8	20.1	17.6	14.6	12.1	11.9	11.4	10.3	9.7	8.2	28.4	161.8
37,5°	28.0	23.1	20.3	18.1	15.3	12.8	11.6	10.5	9.5	9.2	7.6	32.4	194.2
40,0°	29.6	24.4	19.1	16.9	14.6	12.5	11.7	10.9	9.8	8.7	7.6	36.0	230.3
42,5°	29.7	23.9	19.7	16.5	13.9	11.8	11.3	10.5	9.9	9.1	7.6	40.4	270.7
45,0°	31.0	23.9	18.9	16.6	14.9	12.7	11.4	10.7	9.9	8.6	7.9	43.2	313.9
47,5°	30.9	23.4	20.8	22.1	22.3	20.6	18.6	15.0	11.5	9.1	7.9	45.7	359.6
50,0°	25.7	23.7	26.6	31.9	35.4	35.0	33.1	29.5	24.6	21.5	21.5	49.5	409.1
52,5°	24.5	22.6	25.9	32.5	38.5	41.5	43.6	45.8	38.9	35.5	31.9	53.3	462.4
55,0°	23.9	22.3	25.1	32.4	42.4	44.4	45.5	44.2	39.0	35.0	31.5	56.5	518.9
57,5°	25.4	24.8	25.4	29.5	36.4	39.9	42.6	41.0	36.2	32.3	31.2	58.5	577.4
60,0°	25.9	24.9	25.4	28.7	34.3	36.6	38.5	36.5	32.5	28.5	28.0	58.3	635.7
62,5°	28.0	26.0	28.0	29.1	32.0	32.7	32.2	30.9	27.7	24.3	22.4	56.9	692.6
65,0°	29.9	29.9	30.5	29.9	29.5	26.5	25.8	24.9	23.0	19.7	18.9	54.0	746.5
67,5°	33.2	33.1	32.6	30.9	26.3	20.9	21.5	20.7	19.6	17.6	16.7	50.3	796.9
70,0°	37.1	35.2	33.8	31.1	22.7	16.6	16.8	16.6	16.8	15.0	14.7	46.5	843.4
72,5°	38.5	37.8	36.7	28.0	18.6	12.0	12.6	13.0	12.7	11.1	11.2	40.6	883.9
75,0°	38.0	36.2	32.4	23.7	16.8	8.4	8.6	8.5	8.6	7.8	7.7	31.9	915.8
77,5°	33.8	32.0	25.8	16.8	11.3	6.5	5.9	5.7	5.8	5.6	5.3	20.6	936.4
80,0°	27.4	24.0	17.7	11.2	7.0	5.5	4.7	4.3	4.4	4.2	4.3	11.8	948.2
82,5°	20.5	16.4	12.9	9.2	6.4	4.8	4.2	3.7	3.7	3.7	3.7	6.9	955.1
85,0°	13.1	11.2	10.8	9.4	7.4	4.4	3.8	3.4	3.4	3.5	3.3	3.9	959.1
87,5°	10.1	8.1	8.9	10.0	6.6	4.4	3.8	3.2	3.4	3.2	3.3	2.7	961.7
90,0°	6.4	6.0	6.0	6.0	4.7	4.2	3.6	3.2	3.2	3.2	3.3	1.9	963.7
92,5°	5.7	5.3	5.0	4.7	4.3	3.9	3.5	3.2	3.2	3.2	3.3	1.8	965.5
95,0°	5.7	5.3	4.8	4.6	4.3	3.9	3.7	3.3	3.4	3.4	3.3	1.8	967.3
97,5°	5.7	5.3	5.0	4.7	4.3	4.0	3.7	3.3	3.2	3.4	3.3	1.8	969.2
100,0°	5.7	5.4	5.0	4.7	4.3	4.1	3.8	3.3	3.4	3.4	3.3	1.8	971.0
102,5°	5.7	5.4	5.0	4.8	4.5	4.1	3.8	3.5	3.4	3.5	3.3	1.8	972.8
105,0°	5.9	5.5	5.2	5.0	4.5	4.2	4.0	3.6	3.5	3.5	3.7	1.8	974.7
107,5°	5.9	5.5	5.3	5.0	4.6	4.2	4.0	3.7	3.5	3.5	3.7	1.8	976.5
110,0°	6.0	5.7	5.3	5.0	4.7	4.2	4.1	3.7	3.5	3.5	3.7	1.8	978.3
112,5°	6.0	5.7	5.3	5.0	4.7	4.5	4.1	3.7	3.8	3.7	3.7	1.8	980.0

Lichttechnischer Prüfbefund

Familie DL 11 iQ	Bestell-Nr.: 5XA5575MF14H000022 + 5XA54001XS EAN: 4058352956946 + 4050737754895	LP-Nummer 59427_16
Wertetabelle Lichtstärkemessung		Maximale Lichtstärke
		siteco

C- Ebenen	0° 180°	5° 175°	10° 170°	15° 165°	20° 160°	25° 155°	30° 150°	35° 145°	40° 140°	45° 135°	50° 130°	55° 125°	60° 120°
γ	Lichtstärke in cd/klm												
115,0°	8.0	8.2	8.4	8.4	8.4	8.3	8.2	8.2	8.2	8.2	8.0	8.0	8.0
117,5°	8.0	8.2	8.2	8.4	8.4	8.3	8.2	8.2	8.2	8.1	8.0	8.0	8.0
120,0°	8.0	8.2	8.2	8.4	8.4	8.3	8.2	8.0	8.0	8.0	8.0	8.0	8.0
122,5°	8.0	8.0	8.0	8.0	8.1	8.0	8.0	8.0	8.0	8.0	8.0	8.0	8.0
125,0°	7.7	7.9	7.9	8.0	8.0	8.0	8.0	7.9	7.9	7.9	7.9	8.0	8.0
127,5°	7.7	7.7	7.7	7.7	7.7	7.7	7.7	7.7	7.7	7.7	7.7	7.7	7.7
130,0°	7.4	7.4	7.4	7.5	7.6	7.7	7.5	7.5	7.5	7.6	7.7	7.6	7.7
132,5°	7.0	7.0	7.2	7.2	7.2	7.4	7.2	7.2	7.4	7.4	7.4	7.4	7.4
135,0°	6.7	6.7	6.7	6.9	6.9	7.0	7.0	7.0	7.0	7.0	7.0	7.0	7.0
137,5°	6.4	6.4	6.4	6.6	6.6	6.7	6.7	6.7	6.7	6.7	6.7	6.8	7.0
140,0°	6.0	6.0	6.0	6.2	6.2	6.4	6.4	6.4	6.5	6.4	6.7	6.6	6.7
142,5°	5.7	5.7	5.8	6.0	6.0	6.0	6.0	6.1	6.2	6.2	6.4	6.4	6.4
145,0°	5.2	5.3	5.3	5.7	5.7	5.7	5.9	5.9	6.0	5.9	6.0	6.0	6.1
147,5°	4.7	5.0	5.0	5.0	5.2	5.3	5.3	5.4	5.7	5.6	5.7	5.7	5.7
150,0°	4.2	4.3	4.3	4.5	4.7	4.7	4.7	4.8	5.0	5.0	5.0	5.2	5.3
152,5°	3.7	3.7	3.8	4.0	4.0	4.0	4.2	4.2	4.3	4.3	4.3	4.5	4.5
155,0°	2.7	2.7	3.0	3.0	3.0	3.1	3.3	3.3	3.3	3.3	3.4	3.5	3.5
157,5°	2.0	2.0	2.0	2.2	2.3	2.3	2.3	2.3	2.3	2.3	2.3	2.3	2.4
160,0°	1.5	1.5	1.7	1.7	1.7	1.7	1.7	1.7	1.7	1.7	1.7	1.7	1.7
162,5°	1.3	1.3	1.3	1.3	1.3	1.3	1.3	1.3	1.3	1.3	1.3	1.3	1.3
165,0°	1.3	1.3	1.3	1.3	1.3	1.3	1.3	1.3	1.3	1.3	1.3	1.3	1.3
167,5°	1.2	1.2	1.3	1.3	1.3	1.2	1.3	1.3	1.2	1.2	1.3	1.3	1.3
170,0°	1.2	1.1	1.2	1.2	1.3	1.2	1.2	1.2	1.3	1.3	1.3	1.3	1.3
172,5°	0.0	0.0	0.0	0.0	0.0	0.0	0.0	0.0	0.0	0.0	0.0	0.0	0.0
175,0°	0.0	0.0	0.0	0.0	0.0	0.0	0.0	0.0	0.0	0.0	0.0	0.0	0.0
177,5°	0.0	0.0	0.0	0.0	0.0	0.0	0.0	0.0	0.0	0.0	0.0	0.0	0.0
180,0°	0.0	0.0	0.0	0.0	0.0	0.0	0.0	0.0	0.0	0.0	0.0	0.0	0.0

Lichttechnischer Prüfbefund

Familie DL 11 iQ	Bestell-Nr.: 5XA5575MF14H000022 + 5XA54001XS EAN: 4058352956946 + 4050737754895	LP-Nummer 59427_16
Wertetabelle Lichtstärkemessung		Maximale Lichtstärke
		siteco

C- Ebenen	65° 115°	70° 110°	75° 105°	80° 100°	85° 95°	90°	185° 355°	190° 350°	195° 345°	200° 340°	205° 335°	210° 330°	215° 325°
γ	Lichtstärke in cd/klm												
115,0°	8.0	8.0	8.0	8.0	8.0	8.0	8.0	7.7	7.5	7.4	7.0	6.7	6.4
117,5°	8.0	8.0	8.0	8.0	8.0	8.0	8.0	7.7	7.7	7.4	7.0	6.7	6.4
120,0°	8.0	8.0	8.0	8.0	8.0	8.0	8.0	7.8	7.7	7.4	7.0	6.8	6.4
122,5°	8.0	8.0	8.0	8.0	8.0	8.0	7.8	7.7	7.5	7.2	7.0	6.7	6.5
125,0°	8.0	8.0	7.9	7.9	8.0	8.0	7.7	7.6	7.4	7.2	7.0	6.7	6.4
127,5°	7.8	7.7	7.7	7.7	7.7	7.7	7.5	7.4	7.2	7.0	6.9	6.6	6.4
130,0°	7.7	7.7	7.7	7.7	7.7	7.7	7.2	7.0	7.0	6.7	6.7	6.4	6.0
132,5°	7.4	7.4	7.4	7.4	7.4	7.4	6.9	6.7	6.7	6.4	6.2	6.0	5.7
135,0°	7.2	7.2	7.1	7.2	7.2	7.1	6.6	6.4	6.2	6.0	5.8	5.7	5.5
137,5°	6.9	7.0	6.9	6.9	7.0	7.0	6.0	6.0	5.9	5.7	5.6	5.3	5.2
140,0°	6.7	6.7	6.7	6.7	6.7	6.7	5.7	5.7	5.6	5.3	5.2	5.0	4.9
142,5°	6.4	6.5	6.4	6.4	6.4	6.4	5.5	5.5	5.3	5.2	5.0	4.8	4.7
145,0°	6.0	6.2	6.2	6.2	6.4	6.4	5.2	5.0	4.9	4.7	4.7	4.7	4.5
147,5°	5.7	5.9	5.7	5.7	5.7	5.8	4.7	4.7	4.5	4.3	4.2	4.1	4.0
150,0°	5.3	5.3	5.3	5.3	5.3	5.3	4.0	4.0	3.9	3.8	3.7	3.5	3.3
152,5°	4.5	4.7	4.7	4.7	4.7	4.7	3.5	3.3	3.2	3.0	3.0	2.9	2.7
155,0°	3.4	3.5	3.4	3.4	3.4	3.4	2.7	2.5	2.3	2.3	2.3	2.0	2.0
157,5°	2.4	2.5	2.5	2.5	2.5	2.7	2.0	2.0	1.9	1.7	1.7	1.7	1.7
160,0°	1.7	1.7	1.7	1.7	1.7	1.7	1.3	1.4	1.3	1.3	1.3	1.3	1.3
162,5°	1.3	1.3	1.3	1.3	1.3	1.3	1.3	1.3	1.3	1.3	1.3	1.3	1.3
165,0°	1.3	1.3	1.3	1.3	1.3	1.3	1.3	1.3	1.3	1.3	1.3	1.3	1.3
167,5°	1.3	1.2	1.3	1.3	1.3	1.3	1.2	1.2	1.1	1.2	1.3	1.3	1.2
170,0°	1.3	1.3	1.3	1.3	1.3	1.3	1.2	1.2	1.3	1.3	1.1	1.3	1.3
172,5°	0.0	0.0	0.0	0.0	0.0	0.0	0.0	0.0	0.0	0.0	0.0	0.0	0.0
175,0°	0.0	0.0	0.0	0.0	0.0	0.0	0.0	0.0	0.0	0.0	0.0	0.0	0.0
177,5°	0.0	0.0	0.0	0.0	0.0	0.0	0.0	0.0	0.0	0.0	0.0	0.0	0.0
180,0°	0.0	0.0	0.0	0.0	0.0	0.0	0.0	0.0	0.0	0.0	0.0	0.0	0.0

Lichttechnischer Prüfbefund

Familie DL 11 iQ	Bestell-Nr.: 5XA5575MF14H000022 + 5XA54001XS EAN: 4058352956946 + 4050737754895	LP-Nummer 59427_16
----------------------------	--	------------------------------

Wertetabelle Lichtstärkemessung	Maximale Lichtstärke	siteco
--	-----------------------------	---------------

C- Ebenen	220° 320°	225° 315°	230° 310°	235° 305°	240° 300°	245° 295°	250° 290°	255° 285°	260° 280°	265° 275°	270°	Phi-Zone	Summe Phi-Zone
γ	Lichtstärke in cd/klm											Lichtstrom in lm/klm	
115,0°	6.2	5.7	5.4	5.3	4.8	4.5	4.2	4.0	3.8	3.8	3.7	1.7	981.7
117,5°	6.2	5.9	5.5	5.3	5.0	4.5	4.5	4.0	3.9	3.9	4.0	1.7	983.5
120,0°	6.2	6.0	5.7	5.3	5.0	4.8	4.5	4.0	4.2	4.0	4.0	1.7	985.1
122,5°	6.2	5.9	5.7	5.3	5.0	4.8	4.5	4.2	4.2	4.0	4.0	1.6	986.7
125,0°	6.2	5.9	5.7	5.3	5.0	4.8	4.5	4.2	4.2	4.0	4.0	1.6	988.3
127,5°	6.1	5.9	5.5	5.3	5.0	4.8	4.5	4.2	4.2	4.2	4.0	1.5	989.7
130,0°	5.9	5.7	5.4	5.2	4.8	4.8	4.5	4.3	4.2	4.0	4.0	1.4	991.1
132,5°	5.7	5.3	5.0	5.0	4.7	4.5	4.5	4.2	4.2	4.0	4.0	1.3	992.4
135,0°	5.3	5.2	5.0	4.7	4.5	4.3	4.2	3.9	3.8	3.9	3.7	1.2	993.6
137,5°	5.1	4.8	4.7	4.4	4.3	4.2	4.0	3.8	3.8	3.7	3.7	1.1	994.7
140,0°	4.8	4.7	4.3	4.3	4.0	4.0	4.0	3.8	3.5	3.5	3.7	1.0	995.6
142,5°	4.7	4.5	4.3	4.2	4.0	4.0	3.8	3.7	3.5	3.5	3.4	0.9	996.5
145,0°	4.3	4.2	4.0	4.0	3.8	3.7	3.6	3.5	3.2	3.2	3.3	0.8	997.3
147,5°	3.9	3.7	3.7	3.5	3.3	3.3	3.3	3.0	2.8	2.9	3.0	0.7	998.0
150,0°	3.3	3.1	3.0	3.0	2.8	2.7	2.7	2.5	2.4	2.3	2.3	0.6	998.6
152,5°	2.7	2.5	2.3	2.3	2.3	2.2	2.0	2.0	2.0	1.9	1.7	0.4	999.0
155,0°	2.0	2.1	2.0	2.0	1.7	1.7	1.7	1.7	1.7	1.7	1.7	0.3	999.3
157,5°	1.7	1.7	1.7	1.7	1.7	1.6	1.6	1.4	1.4	1.4	1.3	0.2	999.5
160,0°	1.3	1.3	1.3	1.3	1.3	1.3	1.3	1.3	1.3	1.3	1.3	0.1	999.7
162,5°	1.3	1.3	1.3	1.3	1.3	1.3	1.3	1.3	1.3	1.3	1.3	0.1	999.8
165,0°	1.3	1.3	1.3	1.3	1.3	1.3	1.3	1.3	1.2	1.3	1.1	0.1	999.9
167,5°	1.3	1.3	1.3	1.3	1.3	1.3	1.2	1.3	1.2	1.3	1.3	0.1	999.9
170,0°	1.3	1.3	1.3	1.3	1.3	1.3	1.3	1.3	1.3	1.3	1.3	0.1	1000.0
172,5°	0.0	0.0	0.0	0.0	0.0	0.0	0.0	0.0	0.0	0.0	0.0	0.0	1000.0
175,0°	0.0	0.0	0.0	0.0	0.0	0.0	0.0	0.0	0.0	0.0	0.0	0.0	1000.0
177,5°	0.0	0.0	0.0	0.0	0.0	0.0	0.0	0.0	0.0	0.0	0.0	0.0	1000.0
180,0°	0.0	0.0	0.0	0.0	0.0	0.0	0.0	0.0	0.0	0.0	0.0	0.0	1000.0

Lichttechnischer Prüfbefund

Familie DL 11 iQ	Bestell-Nr.: 5XA5575MF14H000022 + 5XA54001XS EAN: 4058352956946 + 4050737754895	LP-Nummer 59427_16
----------------------------	--	------------------------------

Dimmstufen-Tabelle	Umgebungstemperatur: 25°C	siteco
---------------------------	---------------------------	---------------

Lichtstrom [%]	Dimmstufe linear	Dimmstufe logarithmisch	Lichtstrom [lm]	Systemleistung [W] Lebensdauerbeginn	Systemleistung [W] Lebensdauerende	Systemleistung [W] Durchschnitt
100	254	254	1550	11.8	12.1	12.0
95	241	252	1471	11.1	11.4	11.2
90	229	250	1397	10.6	10.8	10.7
85	216	248	1318	9.9	10.2	10.0
80	203	246	1239	9.3	9.6	9.4
75	190	243	1159	8.7	9.0	8.8
70	178	241	1086	8.2	8.4	8.3
65	165	238	1007	7.6	7.7	7.6
60	152	235	928	7.0	7.2	7.1
55	140	232	854	6.5	6.6	6.6
50	127	229	775	6.0	6.1	6.0
45	114	225	696	5.4	5.6	5.5
40	102	221	622	5.0	5.1	5.0
35	89	216	543	4.5	4.6	4.6
30	76	210	464	4.0	4.0	4.0
26	65	204	397	3.6	3.7	3.6