

Lichttechnischer Prüfbefund

Familie


Licross® 11 Protected

Bestell-Nr.: 51TD11CN4EXS

EAN: 4058352928523

LP-Nummer

58525_202

**Ausführung** Prismenabdeckung, satiniert, eng strahlend**Bestückung** LED 4000 K | CRI ≥ 80**Betriebsgerät** EVG-Multilumen CLOi**Bemessungswerte** Nettolichtstrom = 14460 lm

Systemleistung = 77.6 W

Lichtausbeute = 186.3 lm/W

Seriendokumentation

12.10.2023

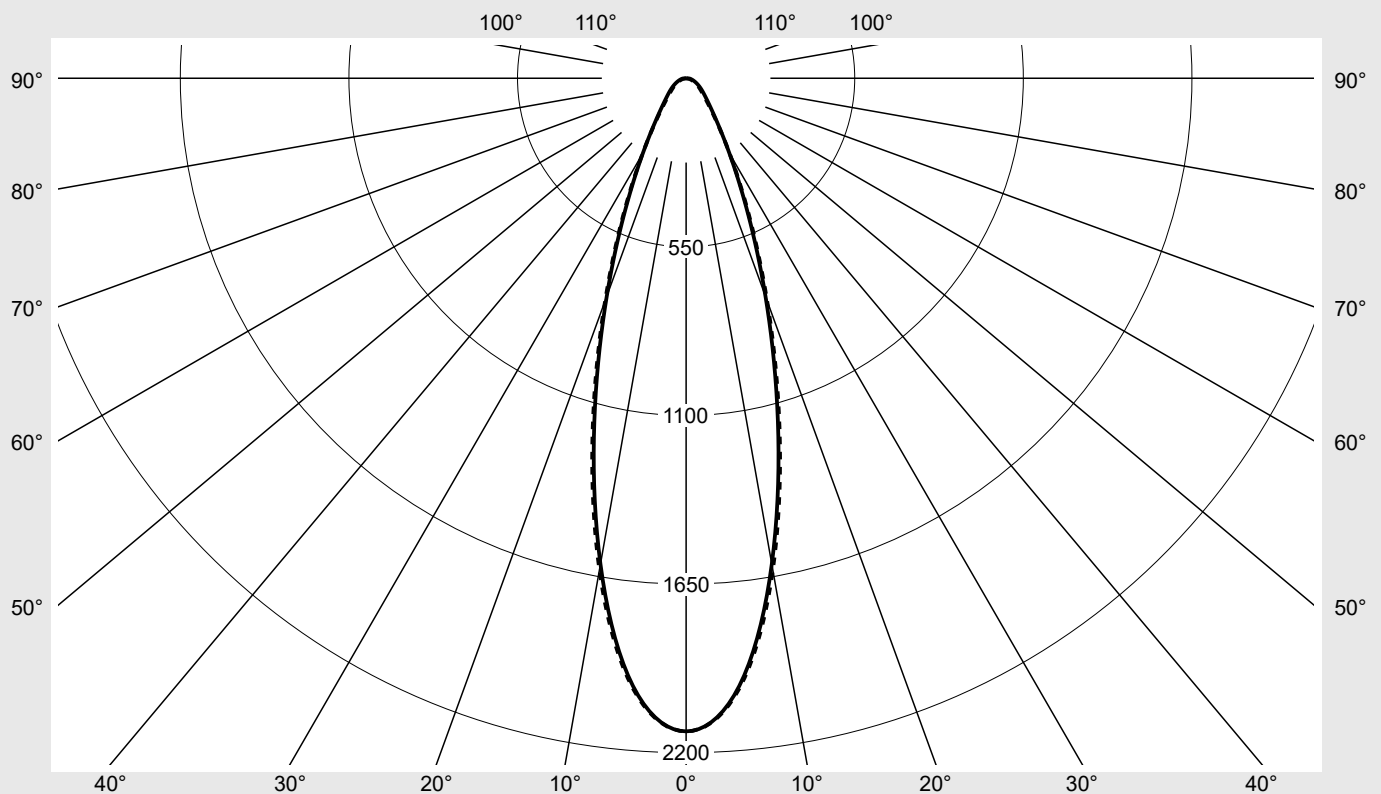
SITECO

Lichtstärke in cd/klm

C180-0

C270-90

Imax: 2130 cd/klm



Klassifizierungen

DIN 5040 A 7 1

CIE N1=84 N2=94 N3=98

N4=99 N5=100

Leuchtenbetriebswirkungsgrade

 η_{LB} 100,0% ϕ_u 99,1% ϕ_o 0,9%

Messbedingungen

DIN EN 13032 und DIN 5032

Lichttechnischer Prüfbefund

Familie Licross® 11 Protected	Bestell-Nr.: 51TD11CN4EXS EAN: 4058352928523	LP-Nummer 58525_202
Wertetabelle Lichtstärkemessung		Maximale Lichtstärke
		sITeco

C- Ebenen	0° 180°	15°	30°	45°	60°	75°	90° 270°	Phi-Zone	Summe Phi-Zone
		165° 195° 345°	150° 210° 330°	135° 225° 315°	120° 240° 300°	105° 255° 285°			
γ		Lichtstärke in cd/klm						Lichtstrom in lm/klm	
0°	2130.5	2130.5	2130.5	2130.5	2130.5	2130.5	2130.5	12.7	12.7
5°	1990.0	1982.4	1972.8	1980.9	1991.5	1994.0	1997.3	94.9	107.6
10°	1609.4	1602.7	1594.9	1604.0	1616.7	1623.6	1628.9	153.3	260.9
15°	1156.5	1152.7	1146.1	1151.7	1161.7	1170.4	1176.7	164.3	425.2
20°	757.1	754.5	751.0	754.8	760.5	766.7	772.3	142.2	567.4
25°	464.1	463.3	461.4	464.7	468.5	471.4	475.4	108.1	675.5
30°	281.8	280.0	276.3	277.8	280.6	282.2	284.6	76.7	752.2
35°	178.8	175.8	169.5	168.1	169.9	172.0	174.0	54.1	806.3
40°	123.8	119.7	111.6	107.8	108.9	112.2	115.0	39.9	846.2
45°	92.5	87.9	79.0	74.1	74.5	78.8	82.8	31.1	877.3
50°	72.9	68.3	60.1	54.9	54.7	59.1	63.7	25.6	902.9
55°	58.5	54.5	47.8	42.9	42.0	45.8	50.2	21.5	924.4
60°	46.6	43.5	38.6	34.6	32.9	35.6	39.1	18.0	942.5
65°	36.7	34.5	31.1	28.0	26.1	27.3	29.5	14.9	957.4
70°	28.5	27.0	24.6	22.5	20.4	20.1	21.2	12.0	969.4
75°	21.8	20.7	19.0	17.5	15.4	14.0	14.0	9.2	978.6
80°	16.2	15.4	14.3	12.9	10.9	8.9	8.1	6.7	985.3
85°	11.7	11.2	10.3	9.1	7.1	4.7	3.5	4.6	989.8
90°	8.1	7.7	6.9	5.8	3.9	1.7	0.3	2.8	992.6
95°	6.9	6.6	5.8	4.7	3.0	1.1	0.2	2.3	994.8
100°	6.0	5.6	4.9	3.8	2.2	0.6	0.2	1.8	996.7
105°	5.1	4.8	4.0	2.9	1.5	0.3	0.2	1.4	998.1
110°	4.3	4.0	3.2	2.2	0.9	0.2	0.2	1.1	999.2
115°	3.6	3.2	2.5	1.6	0.5	0.3	0.3	0.8	1000.0
120°	0.0	0.0	0.0	0.0	0.0	0.0	0.0	0.0	1000.0
125°	0.0	0.0	0.0	0.0	0.0	0.0	0.0	0.0	1000.0
130°	0.0	0.0	0.0	0.0	0.0	0.0	0.0	0.0	1000.0
135°	0.0	0.0	0.0	0.0	0.0	0.0	0.0	0.0	1000.0
140°	0.0	0.0	0.0	0.0	0.0	0.0	0.0	0.0	1000.0
145°	0.0	0.0	0.0	0.0	0.0	0.0	0.0	0.0	1000.0
150°	0.0	0.0	0.0	0.0	0.0	0.0	0.0	0.0	1000.0
155°	0.0	0.0	0.0	0.0	0.0	0.0	0.0	0.0	1000.0
160°	0.0	0.0	0.0	0.0	0.0	0.0	0.0	0.0	1000.0
165°	0.0	0.0	0.0	0.0	0.0	0.0	0.0	0.0	1000.0
170°	0.0	0.0	0.0	0.0	0.0	0.0	0.0	0.0	1000.0
175°	0.0	0.0	0.0	0.0	0.0	0.0	0.0	0.0	1000.0
180°	0.0	0.0	0.0	0.0	0.0	0.0	0.0	0.0	1000.0

Lichttechnischer Prüfbefund

Familie Licross® 11 Protected	Bestell-Nr.: 51TD11CN4EXS EAN: 4058352928523	LP-Nummer 58525_202
---	---	-------------------------------

UGR-Tabelle		Standardraum									
Raumabmessungen		Blickrichtung quer zur Leuchte (C0)					Blickrichtung längs zur Leuchte (C90)				
x	y										
2H	2H	17,3	18,6	17,7	18,9	19,2	17,0	18,2	17,3	18,5	18,8
	3H	18,4	19,5	18,8	19,8	20,2	17,9	19,0	18,3	19,3	19,7
	4H	18,9	19,9	19,3	20,3	20,6	18,3	19,3	18,7	19,6	20,0
	6H	19,4	20,3	19,8	20,7	21,0	18,6	19,4	19,0	19,8	20,2
	8H	19,7	20,4	20,1	20,8	21,2	18,7	19,5	19,2	19,9	20,3
	12H	19,9	20,6	20,3	21,0	21,4	18,8	19,5	19,2	19,9	20,3
4H	2H	17,6	18,6	18,0	18,9	19,3	17,3	18,3	17,7	18,6	19,0
	3H	18,9	19,7	19,3	20,1	20,5	18,4	19,2	18,8	19,6	20,0
	4H	19,5	20,2	20,0	20,7	21,1	18,8	19,6	19,3	20,0	20,4
	6H	20,1	20,8	20,6	21,2	21,7	19,2	19,9	19,7	20,3	20,8
	8H	20,4	21,0	20,9	21,4	21,9	19,4	19,9	19,9	20,4	20,9
	12H	20,7	21,2	21,2	21,7	22,2	19,5	20,0	20,0	20,4	20,9
8H	4H	19,7	20,2	20,2	20,7	21,2	19,1	19,6	19,6	20,1	20,6
	6H	20,5	20,9	21,0	21,4	21,9	19,6	20,1	20,1	20,5	21,1
	8H	20,8	21,2	21,3	21,7	22,3	19,8	20,2	20,3	20,7	21,2
	12H	21,2	21,6	21,8	22,1	22,6	20,0	20,3	20,5	20,8	21,4
12H	4H	19,7	20,2	20,2	20,6	21,1	19,2	19,6	19,6	20,1	20,6
	6H	20,5	20,9	21,0	21,4	21,9	19,7	20,1	20,2	20,6	21,1
	8H	20,9	21,3	21,5	21,8	22,3	20,0	20,3	20,5	20,8	21,3

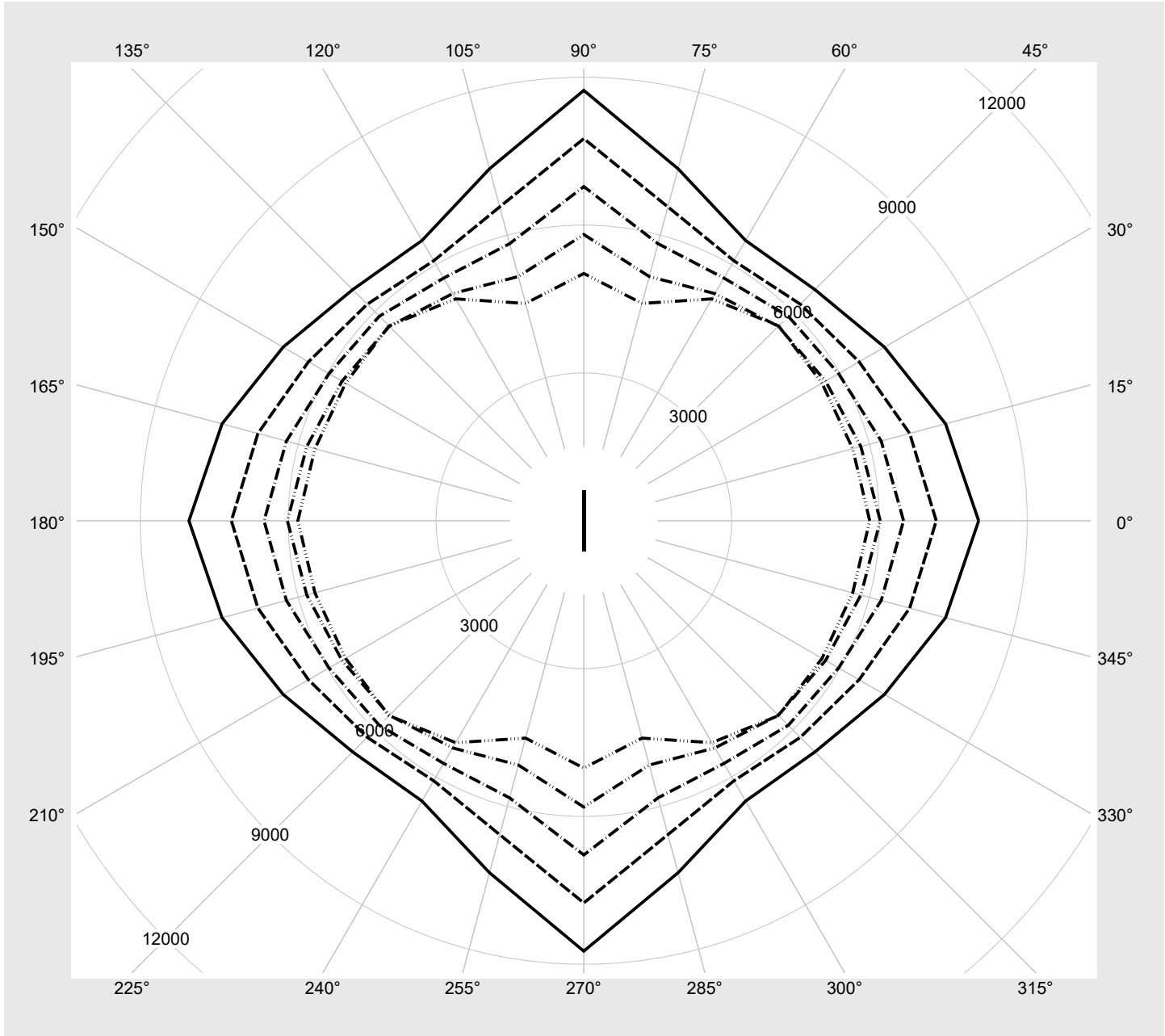
Leuchtdichten-Tabelle Max. für $\gamma \geq 65^\circ$	Lichttechnische Abmessungen in mm: L = 1480 B = 78	H(C0) = 13	H(C180) = 13	H(C90) = 0	H(C270) = 0
--	---	------------	--------------	------------	-------------

C-Ebenen	γ	Leuchtdichte in cd/m ²						
		0° 180°	15° 165° 195° 345°	30° 150° 210° 330°	45° 135° 225° 315°	60° 120° 240° 300°	75° 105° 255° 285°	90° 270°
45°		14049.4	13405.0	12232.0	11744.6	12186.3	13385.1	14658.9
50°		11853.1	11169.6	9999.3	9387.0	9688.4	10959.6	12404.8
55°		10325.8	9683.3	8653.4	8022.2	8191.2	9428.6	10964.8
60°		9068.4	8529.5	7735.8	7189.0	7212.1	8304.1	9795.3
65°		8015.1	7602.1	7047.5	6634.1	6568.5	7394.9	8733.7
70°		7154.1	6848.6	6452.9	6215.6	6093.3	6594.8	7755.0
75°		6490.6	6250.0	5972.1	5870.2	5687.6	5821.4	6781.8
80°		6017.1	5822.0	5667.0	5582.3	5323.1	5132.0	5809.7
85°		5803.7	5650.4	5583.8	5591.9	5199.7	4566.5	5018.7

Lichttechnischer Prüfbefund

Familie Licross® 11 Protected	Bestell-Nr.: 51TD11CN4EXS EAN: 4058352928523	LP-Nummer 58525_202
--	---	--------------------------------------

Leuchtdichten in cd/m² γ 65° γ 70° γ 75° γ 80° γ 85° **siteco**



Lichttechnischer Prüfbefund

Familie

Licross® 11 Protected

Bestell-Nr.: 51TD11CN4EXS

EAN: 4058352928523

LP-Nummer

58525_202

Multilumen-Tabelle

Umgebungstemperatur: 25°C

siteco

DIP-Stufe	Schalterstellung			Lichtstrom [lm]	Systemleistung [W]	Systemleistung [W] Lebensdauerende	Systemleistung [W] Durchschnitt
	1	2	3				
1	A	C	E	14460	77.6	87.4	82.5
2	A	C	F	13204	70.1	79.0	74.6
3	A	D	E	12224	64.3	74.9	69.6
4	A	D	F	11148	58.3	65.2	61.8
5	B	C	E	10148	52.6	58.7	55.6
6	B	C	F	9136	47.0	52.2	49.6
7	B	D	E	8114	41.5	46.2	43.8
8	B	D	F	7070	36.0	39.9	38.0