


## Lichttechnischer Prüfbefund

**Familie**  
**Licross® 11 Protected**



**Bestell-Nr.: 51TD11MN4GXS**  
**EAN: 4058352928608**

**LP-Nummer**  
**58525\_200**

**Ausführung** Prismenabdeckung, satiniert, eng strahlend  
**Bestückung** LED 4000 K | CRI ≥ 80  
**Betriebsgerät** EVG-Multilumen  
**Bemessungswerte** Nettolichtstrom = 16070 lm  
 Systemleistung = 87.4 W  
 Lichtausbeute = 183.9 lm/W

**Seriendokumentation**  
11.10.2023

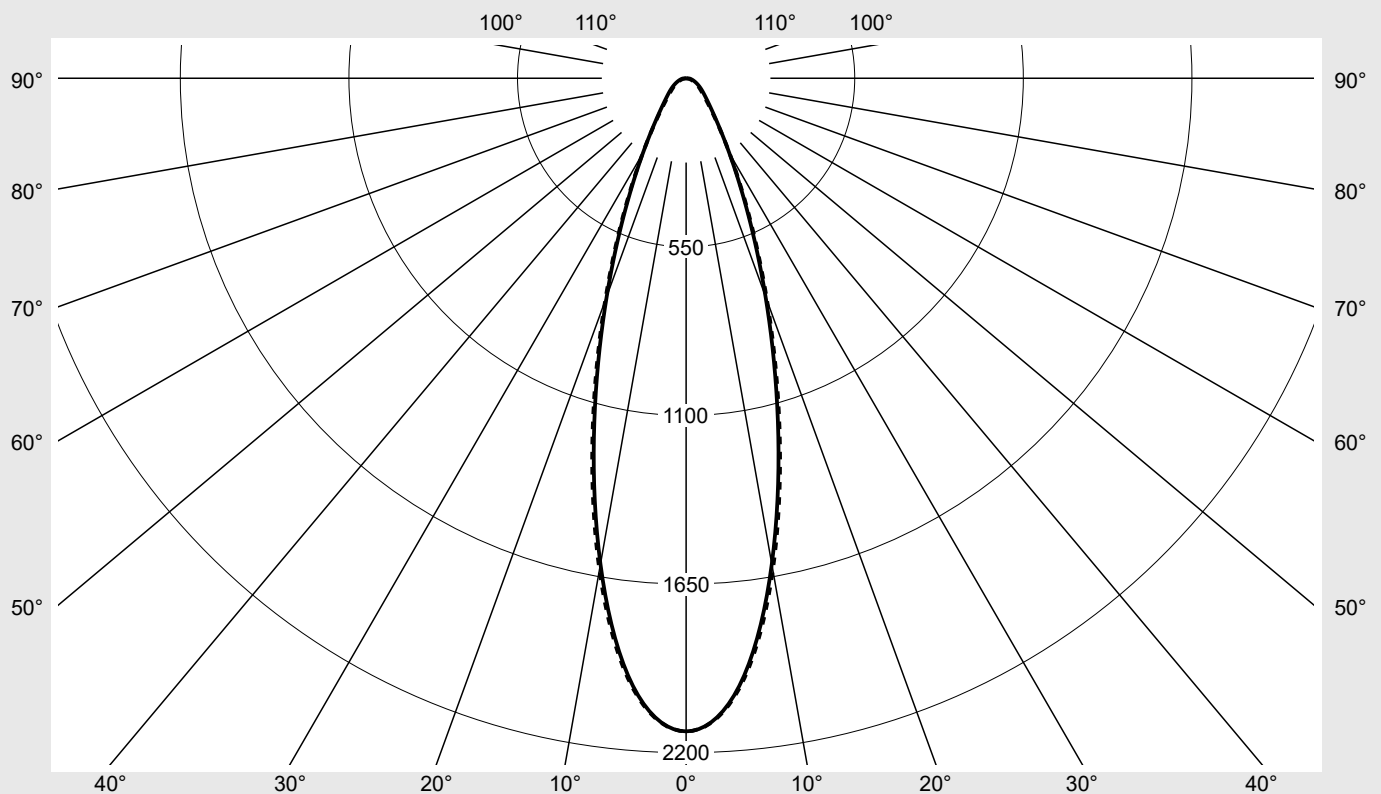
**siteco**

**Lichtstärke in cd/klm**

**C180-0**

**C270-90**

**Imax: 2130 cd/klm**



**Klassifizierungen**

DIN 5040 A 7 1  
 CIE N1=84 N2=94 N3=98  
 N4=99 N5=100

**Leuchtenbetriebswirkungsgrade**

$\eta_{LB}$  100,0%  
 $\phi_u$  99,1%  
 $\phi_o$  0,9%

**Messbedingungen**

DIN EN 13032 und DIN 5032

## Lichttechnischer Prüfbefund

<b>Familie</b> <b>Licross® 11 Protected</b>	<b>Bestell-Nr.: 51TD11MN4GXS</b> <b>EAN: 4058352928608</b>	<b>LP-Nummer</b> <b>58525_200</b>
<b>Wertetabelle Lichtstärkemessung</b>		<b>Maximale Lichtstärke</b>
		<b>sITeco</b>

C- Ebenen	0° 180°	15°	30°	45°	60°	75°	90° 270°	Phi-Zone	Summe Phi-Zone
		165° 195° 345°	150° 210° 330°	135° 225° 315°	120° 240° 300°	105° 255° 285°			
γ									
Lichtstärke in cd/klm									
Lichtstrom in lm/klm									
0°	2130.5	2130.5	2130.5	2130.5	2130.5	2130.5	2130.5	12.7	12.7
5°	1990.0	1982.4	1972.8	1980.9	1991.5	1994.0	1997.3	94.9	107.6
10°	1609.4	1602.7	1594.9	1604.0	1616.7	1623.6	1628.9	153.3	260.9
15°	1156.5	1152.7	1146.1	1151.7	1161.7	1170.4	1176.7	164.3	425.2
20°	757.1	754.5	751.0	754.8	760.5	766.7	772.3	142.2	567.4
25°	464.1	463.3	461.4	464.7	468.5	471.4	475.4	108.1	675.5
30°	281.8	280.0	276.3	277.8	280.6	282.2	284.6	76.7	752.2
35°	178.8	175.8	169.5	168.1	169.9	172.0	174.0	54.1	806.3
40°	123.8	119.7	111.6	107.8	108.9	112.2	115.0	39.9	846.2
45°	92.5	87.9	79.0	74.1	74.5	78.8	82.8	31.1	877.3
50°	72.9	68.3	60.1	54.9	54.7	59.1	63.7	25.6	902.9
55°	58.5	54.5	47.8	42.9	42.0	45.8	50.2	21.5	924.4
60°	46.6	43.5	38.6	34.6	32.9	35.6	39.1	18.0	942.5
65°	36.7	34.5	31.1	28.0	26.1	27.3	29.5	14.9	957.4
70°	28.5	27.0	24.6	22.5	20.4	20.1	21.2	12.0	969.4
75°	21.8	20.7	19.0	17.5	15.4	14.0	14.0	9.2	978.6
80°	16.2	15.4	14.3	12.9	10.9	8.9	8.1	6.7	985.3
85°	11.7	11.2	10.3	9.1	7.1	4.7	3.5	4.6	989.8
90°	8.1	7.7	6.9	5.8	3.9	1.7	0.3	2.8	992.6
95°	6.9	6.6	5.8	4.7	3.0	1.1	0.2	2.3	994.8
100°	6.0	5.6	4.9	3.8	2.2	0.6	0.2	1.8	996.7
105°	5.1	4.8	4.0	2.9	1.5	0.3	0.2	1.4	998.1
110°	4.3	4.0	3.2	2.2	0.9	0.2	0.2	1.1	999.2
115°	3.6	3.2	2.5	1.6	0.5	0.3	0.3	0.8	1000.0
120°	0.0	0.0	0.0	0.0	0.0	0.0	0.0	0.0	1000.0
125°	0.0	0.0	0.0	0.0	0.0	0.0	0.0	0.0	1000.0
130°	0.0	0.0	0.0	0.0	0.0	0.0	0.0	0.0	1000.0
135°	0.0	0.0	0.0	0.0	0.0	0.0	0.0	0.0	1000.0
140°	0.0	0.0	0.0	0.0	0.0	0.0	0.0	0.0	1000.0
145°	0.0	0.0	0.0	0.0	0.0	0.0	0.0	0.0	1000.0
150°	0.0	0.0	0.0	0.0	0.0	0.0	0.0	0.0	1000.0
155°	0.0	0.0	0.0	0.0	0.0	0.0	0.0	0.0	1000.0
160°	0.0	0.0	0.0	0.0	0.0	0.0	0.0	0.0	1000.0
165°	0.0	0.0	0.0	0.0	0.0	0.0	0.0	0.0	1000.0
170°	0.0	0.0	0.0	0.0	0.0	0.0	0.0	0.0	1000.0
175°	0.0	0.0	0.0	0.0	0.0	0.0	0.0	0.0	1000.0
180°	0.0	0.0	0.0	0.0	0.0	0.0	0.0	0.0	1000.0

## Lichttechnischer Prüfbefund

<b>Familie</b> Licross® 11 Protected	<b>Bestell-Nr.: 51TD11MN4GXS</b> <b>EAN: 4058352928608</b>	<b>LP-Nummer</b> <b>58525_200</b>
---	---	--------------------------------------

UGR-Tabelle		Standardraum									
Raumabmessungen		Blickrichtung quer zur Leuchte (C0)					Blickrichtung längs zur Leuchte (C90)				
x	y										
2H	2H	17,7	18,9	18,1	19,2	19,5	17,3	18,6	17,7	18,9	19,2
	3H	18,8	19,9	19,2	20,2	20,5	18,3	19,3	18,6	19,7	20,0
	4H	19,3	20,3	19,7	20,6	21,0	18,6	19,6	19,0	20,0	20,4
	6H	19,8	20,6	20,2	21,0	21,4	18,9	19,8	19,3	20,2	20,6
	8H	20,1	20,8	20,5	21,2	21,6	19,1	19,9	19,5	20,2	20,6
	12H	20,3	21,0	20,7	21,3	21,8	19,2	19,8	19,6	20,2	20,7
4H	2H	18,0	19,0	18,4	19,3	19,7	17,6	18,6	18,0	19,0	19,4
	3H	19,2	20,1	19,7	20,5	20,9	18,7	19,6	19,2	19,9	20,4
	4H	19,9	20,6	20,3	21,0	21,5	19,2	19,9	19,7	20,4	20,8
	6H	20,5	21,1	21,0	21,6	22,0	19,6	20,2	20,1	20,7	21,1
	8H	20,8	21,3	21,3	21,8	22,3	19,8	20,3	20,2	20,8	21,2
	12H	21,1	21,6	21,6	22,0	22,5	19,9	20,3	20,4	20,8	21,3
8H	4H	20,1	20,6	20,5	21,1	21,5	19,5	20,0	19,9	20,5	20,9
	6H	20,8	21,3	21,3	21,7	22,3	20,0	20,4	20,5	20,9	21,4
	8H	21,2	21,6	21,7	22,1	22,6	20,2	20,6	20,7	21,1	21,6
	12H	21,6	21,9	22,1	22,4	23,0	20,3	20,7	20,9	21,2	21,7
12H	4H	20,1	20,5	20,6	21,0	21,5	19,5	20,0	20,0	20,4	20,9
	6H	20,9	21,3	21,4	21,7	22,3	20,1	20,4	20,6	20,9	21,5
	8H	21,3	21,6	21,8	22,1	22,7	20,3	20,6	20,8	21,2	21,7

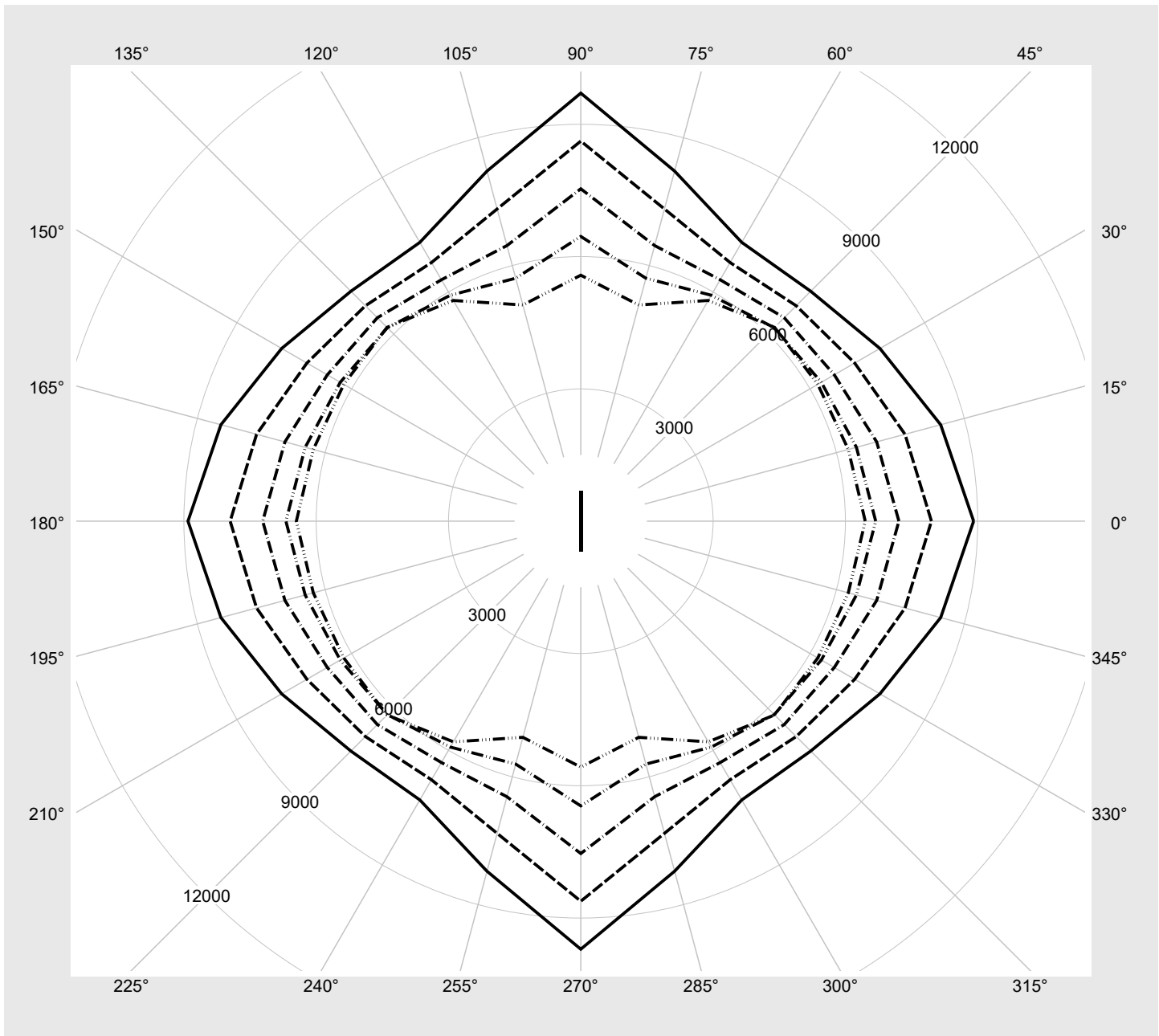
<b>Leuchtdichten-Tabelle</b> Max. für $\gamma \geq 65^\circ$	<b>Lichttechnische Abmessungen in mm:</b> L = 1480 B = 78	H(C0) = 13	H(C180) = 13
		H(C90) = 0	H(C270) = 0

C-Ebenen	$\gamma$	Leuchtdichte in cd/m <sup>2</sup>						
		0° 180°	15° 165° 195° 345°	30° 150° 210° 330°	45° 135° 225° 315°	60° 120° 240° 300°	75° 105° 255° 285°	90° 270°
45°		15613.7	14897.5	13594.0	13052.2	13543.2	14875.4	16291.0
50°		13172.8	12413.2	11112.6	10432.1	10767.1	12179.9	13786.0
55°		11475.4	10761.4	9616.9	8915.4	9103.2	10478.4	12185.7
60°		10078.1	9479.2	8597.2	7989.4	8015.2	9228.7	10885.9
65°		8907.6	8448.5	7832.2	7372.8	7299.8	8218.3	9706.2
70°		7950.6	7611.1	7171.4	6907.7	6771.8	7329.0	8618.5
75°		7213.2	6945.9	6637.0	6523.7	6320.9	6469.6	7536.9
80°		6687.0	6470.2	6297.9	6203.8	5915.8	5703.4	6456.6
85°		6449.9	6279.5	6205.5	6214.5	5778.6	5075.0	5577.5

**Lichttechnischer Prüfbefund**

<b>Familie</b> Licross® 11 Protected	<b>Bestell-Nr.: 51TD11MN4GXS</b> <b>EAN: 4058352928608</b>	<b>LP-Nummer</b> <b>58525_200</b>
---	---	--------------------------------------

**Leuchtdichten in cd/m²**      γ 65°    γ 70°    γ 75°    γ 80°    γ 85°      **siteco**



## Lichttechnischer Prüfbefund

Familie

Licross® 11 Protected

Bestell-Nr.: 51TD11MN4GXS

EAN: 4058352928608

LP-Nummer

58525\_200

## Multilumen-Tabelle

Umgebungstemperatur: 25°C

SITECO

DIP-Stufe	Schalterstellung			Lichtstrom [lm]	Systemleistung [W]
	1	2	3		
1	A	C	E	16070	87.4
2	A	C	F	15271	82.6
3	A	D	E	14238	76.2
4	A	D	F	13205	70.1
5	B	C	E	12226	64.3
6	B	C	F	11150	58.3
7	B	D	E	10149	52.6
8	B	D	F	9137	47.0