


## Lichttechnischer Prüfbefund

**Familie**  
**Licross® 11 Protected**

**Bestell-Nr.: 51TP12MN4AXG**  
**EAN: 4058352930281**

**LP-Nummer**  
**58524\_286**



**Ausführung** Prismenabdeckung, satiniert, breit strahlend  
**Bestückung** LED 4000 K | CRI ≥ 80  
**Betriebsgerät** EVG-Multilumen  
**Bemessungswerte** Nettolichtstrom = 10020 lm  
 Systemleistung = 55.3 W  
 Lichtausbeute = 181.2 lm/W

**Seriendokumentation**  
11.10.2023

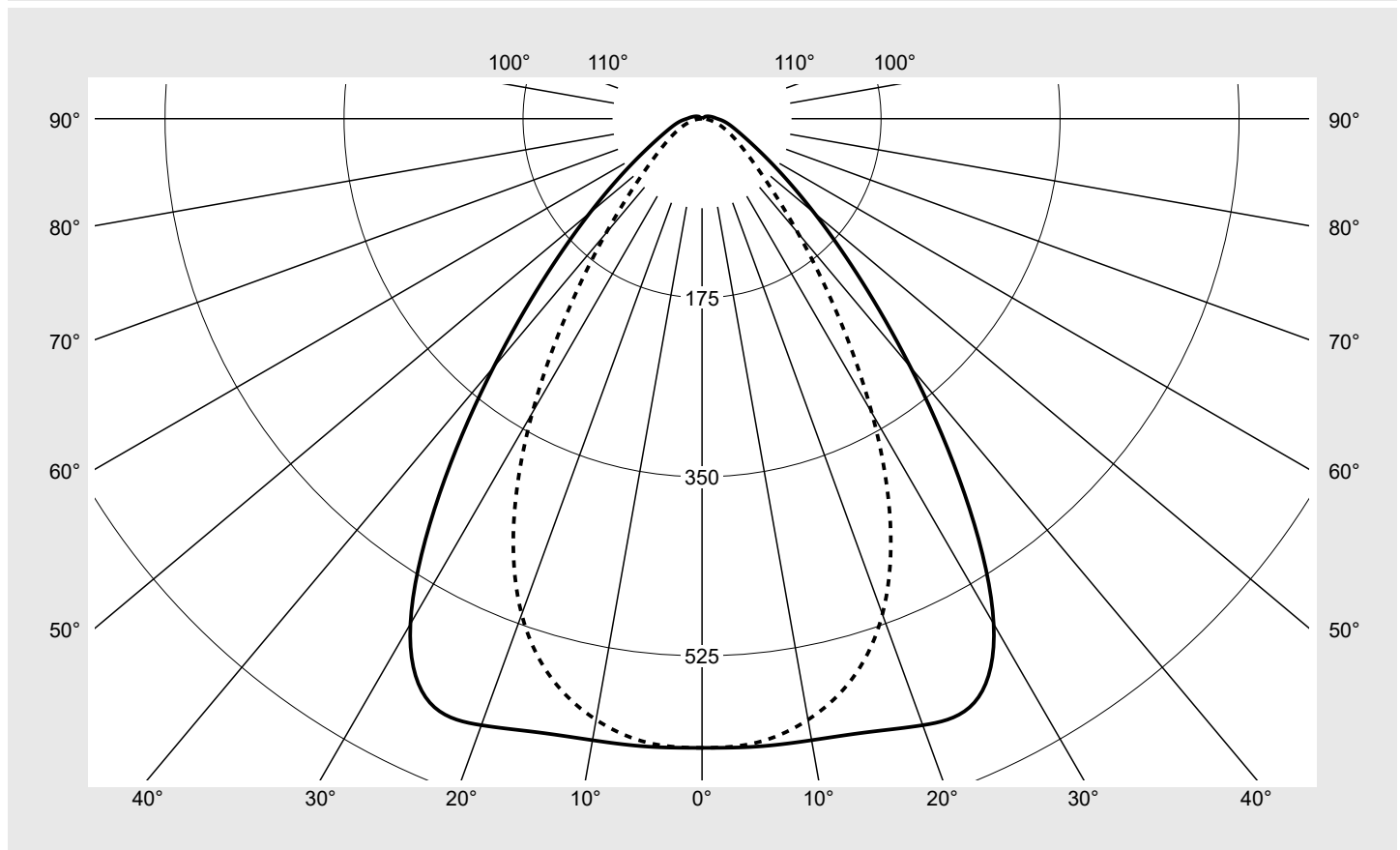
**sitEco**

**Lichtstärke in cd/klm**

**C180-0**

**C270-90**

**Imax: 631 cd/klm**



**Klassifizierungen**

DIN 5040 A 5 1  
 CIE N1=73 N2=92 N3=98  
 N4=99 N5=100

**Leuchtenbetriebswirkungsgrade**

$\eta_{LB}$  100,0%  
 $\phi_u$  98,6%  
 $\phi_o$  1,4%

**Messbedingungen**

DIN EN 13032 und DIN 5032

## Lichttechnischer Prüfbefund

<b>Familie</b> Licross® 11 Protected	<b>Bestell-Nr.: 51TP12MN4AXG</b> <b>EAN: 4058352930281</b>	<b>LP-Nummer</b> <b>58524_286</b>
<b>Wertetabelle Lichtstärkemessung</b>		<b>Maximale Lichtstärke</b>
		<b>sITeco</b>

C- Ebenen	0° 180°	15°	30°	45°	60°	75°	90° 270°	Phi-Zone	Summe Phi-Zone
		165° 195° 345°	150° 210° 330°	135° 225° 315°	120° 240° 300°	105° 255° 285°			
Lichtstärke in cd/klm								Lichtstrom in lm/klm	
γ									
0°	615.0	615.0	615.0	615.0	615.0	615.0	615.0	3.7	3.7
5°	616.1	614.1	609.7	611.1	612.9	611.9	612.2	29.3	32.9
10°	616.9	615.1	606.4	602.8	600.3	597.0	596.6	57.6	90.5
15°	620.9	617.8	600.9	587.5	576.7	568.6	566.8	83.8	174.3
20°	630.8	623.5	591.7	561.2	536.7	520.1	515.5	106.4	280.7
25°	629.8	620.7	576.3	523.2	476.9	445.6	435.5	122.6	403.3
30°	570.2	568.9	534.3	469.6	398.0	348.4	331.9	126.5	529.9
35°	447.2	456.9	450.2	394.1	307.5	246.5	227.0	114.9	644.8
40°	317.0	331.0	344.1	303.2	220.2	163.1	146.0	93.6	738.3
45°	213.9	226.3	244.1	214.7	147.7	105.6	94.0	70.6	808.9
50°	143.1	152.0	166.9	144.8	97.7	70.8	64.1	51.5	860.4
55°	96.6	102.1	111.9	95.1	64.8	49.7	46.3	37.0	897.4
60°	67.0	69.6	74.2	63.4	44.8	36.0	34.5	26.8	924.2
65°	49.0	49.5	50.0	42.8	32.0	26.6	25.7	19.7	943.9
70°	37.9	37.0	34.4	29.4	23.3	19.5	18.8	14.8	958.7
75°	30.5	28.7	24.6	20.4	16.6	13.6	12.7	11.1	969.8
80°	24.8	22.7	18.1	14.1	11.2	8.8	7.6	8.2	978.0
85°	19.7	17.8	13.4	9.8	7.1	4.8	3.4	5.9	983.8
90°	14.9	13.4	9.7	6.4	4.0	1.9	0.4	3.9	987.8
95°	12.2	11.1	8.2	5.4	3.1	1.2	0.3	3.2	991.0
100°	10.0	9.2	6.9	4.5	2.4	0.7	0.3	2.6	993.6
105°	8.2	7.6	5.7	3.6	1.7	0.4	0.3	2.1	995.6
110°	6.8	6.2	4.6	2.7	1.1	0.3	0.3	1.6	997.2
115°	5.5	5.0	3.7	2.0	0.7	0.4	0.4	1.2	998.4
120°	4.3	3.8	2.7	1.4	0.6	0.5	0.5	0.9	999.3
125°	3.1	2.7	1.8	0.9	0.6	0.6	0.6	0.6	1000.0
130°	0.0	0.0	0.0	0.0	0.0	0.0	0.0	0.0	1000.0
135°	0.0	0.0	0.0	0.0	0.0	0.0	0.0	0.0	1000.0
140°	0.0	0.0	0.0	0.0	0.0	0.0	0.0	0.0	1000.0
145°	0.0	0.0	0.0	0.0	0.0	0.0	0.0	0.0	1000.0
150°	0.0	0.0	0.0	0.0	0.0	0.0	0.0	0.0	1000.0
155°	0.0	0.0	0.0	0.0	0.0	0.0	0.0	0.0	1000.0
160°	0.0	0.0	0.0	0.0	0.0	0.0	0.0	0.0	1000.0
165°	0.0	0.0	0.0	0.0	0.0	0.0	0.0	0.0	1000.0
170°	0.0	0.0	0.0	0.0	0.0	0.0	0.0	0.0	1000.0
175°	0.0	0.0	0.0	0.0	0.0	0.0	0.0	0.0	1000.0
180°	0.0	0.0	0.0	0.0	0.0	0.0	0.0	0.0	1000.0

## Lichttechnischer Prüfbefund

<b>Familie</b> Licross® 11 Protected	<b>Bestell-Nr.: 51TP12MN4AXG</b> <b>EAN: 4058352930281</b>	<b>LP-Nummer</b> 58524_286
---	---	-------------------------------

UGR-Tabelle		Standardraum									
Raumabmessungen		Blickrichtung quer zur Leuchte (C0)					Blickrichtung längs zur Leuchte (C90)				
x	y										
2H	2H	21,3	22,7	21,6	23,0	23,3	18,0	19,4	18,4	19,8	20,1
	3H	21,7	23,0	22,1	23,3	23,6	18,4	19,6	18,7	20,0	20,3
	4H	21,9	23,1	22,3	23,4	23,8	18,5	19,7	18,9	20,1	20,4
	6H	22,2	23,3	22,6	23,6	24,0	18,6	19,8	19,1	20,1	20,5
	8H	22,5	23,4	22,9	23,8	24,2	18,7	19,7	19,2	20,1	20,5
	12H	22,6	23,5	23,1	23,9	24,3	18,8	19,7	19,2	20,1	20,5
4H	2H	21,3	22,5	21,7	22,9	23,3	18,6	19,7	18,9	20,1	20,4
	3H	21,9	22,9	22,3	23,3	23,7	19,0	20,0	19,5	20,4	20,8
	4H	22,2	23,1	22,7	23,5	23,9	19,2	20,1	19,7	20,5	21,0
	6H	22,6	23,4	23,1	23,8	24,3	19,4	20,2	19,9	20,6	21,1
	8H	22,9	23,5	23,3	24,0	24,5	19,5	20,2	20,0	20,7	21,1
	12H	23,2	23,7	23,6	24,2	24,7	19,6	20,2	20,1	20,6	21,1
8H	4H	22,2	22,9	22,7	23,4	23,9	19,5	20,1	19,9	20,6	21,1
	6H	22,7	23,3	23,2	23,8	24,3	19,8	20,3	20,3	20,8	21,3
	8H	23,0	23,5	23,5	24,0	24,6	19,9	20,4	20,4	20,9	21,4
	12H	23,4	23,8	24,0	24,3	24,9	20,0	20,4	20,5	20,9	21,4
12H	4H	22,2	22,8	22,7	23,3	23,8	19,5	20,1	20,0	20,6	21,1
	6H	22,7	23,2	23,2	23,7	24,2	19,9	20,3	20,4	20,8	21,3
	8H	23,1	23,5	23,6	24,0	24,5	20,0	20,4	20,5	20,9	21,5

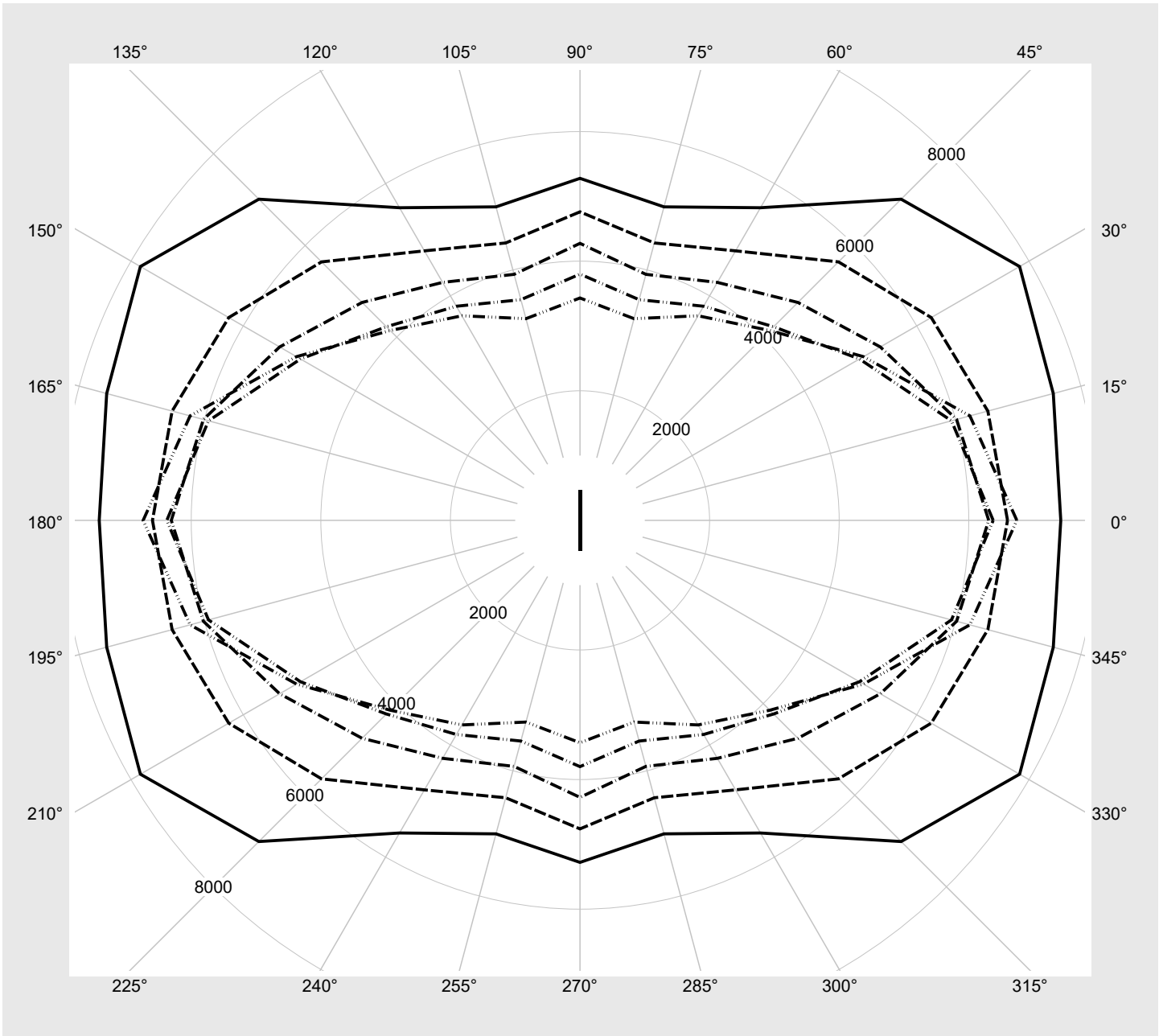
<b>Leuchtdichten-Tabelle</b> Max. für $\gamma \geq 65^\circ$	<b>Lichttechnische Abmessungen in mm:</b> L = 1480, B = 78	H(C0) = 13, H(C90) = 0	H(C180) = 13, H(C270) = 0
--	--	------------------------	---------------------------

C-Ebenen	$\gamma$	Leuchtdichte in cd/m <sup>2</sup>							
		0° 180°	15° 165° 195° 345°	30° 150° 210° 330°	45° 135° 225° 315°	60° 120° 240° 300°	75° 105° 255° 285°	90° 270°	
45°		22509.1	23922.6	26183.6	23573.8	16733.1	12428.7	11543.0	
50°		16117.0	17222.0	19234.4	17149.6	12001.7	9089.6	8650.2	
55°		11802.8	12557.9	14035.7	12317.7	8763.8	7079.4	7007.6	
60°		9031.1	9446.9	10307.9	9137.4	6789.1	5821.2	5982.3	
65°		7420.2	7562.7	7834.6	7009.6	5570.9	5008.7	5278.1	
70°		6598.5	6517.0	6259.7	5641.4	4802.6	4431.9	4761.2	
75°		6308.2	6017.5	5352.6	4756.0	4240.5	3930.5	4274.9	
80°		6377.1	5936.0	4981.0	4225.9	3815.6	3525.7	3800.4	
85°		6742.3	6230.1	5052.4	4143.5	3645.4	3222.4	3431.9	

**Lichttechnischer Prüfbefund**

<b>Familie</b> <b>Licross® 11 Protected</b>	<b>Bestell-Nr.: 51TP12MN4AXG</b> <b>EAN: 4058352930281</b>	<b>LP-Nummer</b> <b>58524_286</b>
--	---	--------------------------------------

Leuchtdichten in cd/m<sup>2</sup>      γ 65°    γ 70°    γ 75°    γ 80°    γ 85°      **siteco**



## Lichttechnischer Prüfbefund

Familie

Licross® 11 Protected

Bestell-Nr.: 51TP12MN4AXG

EAN: 4058352930281

LP-Nummer

58524\_286

## Multilumen-Tabelle

Umgebungstemperatur: 25°C

siteco

DIP-Stufe	Schalterstellung			Lichtstrom [lm]	Systemleistung [W]
	1	2	3		
1	A	C	E	10020	55.3
2	A	C	F	9509	52.1
3	A	D	E	9072	49.4
4	A	D	F	8551	46.3
5	B	C	E	8018	43.1
6	B	C	F	7571	40.5
7	B	D	E	7028	37.4
8	B	D	F	6559	34.7