

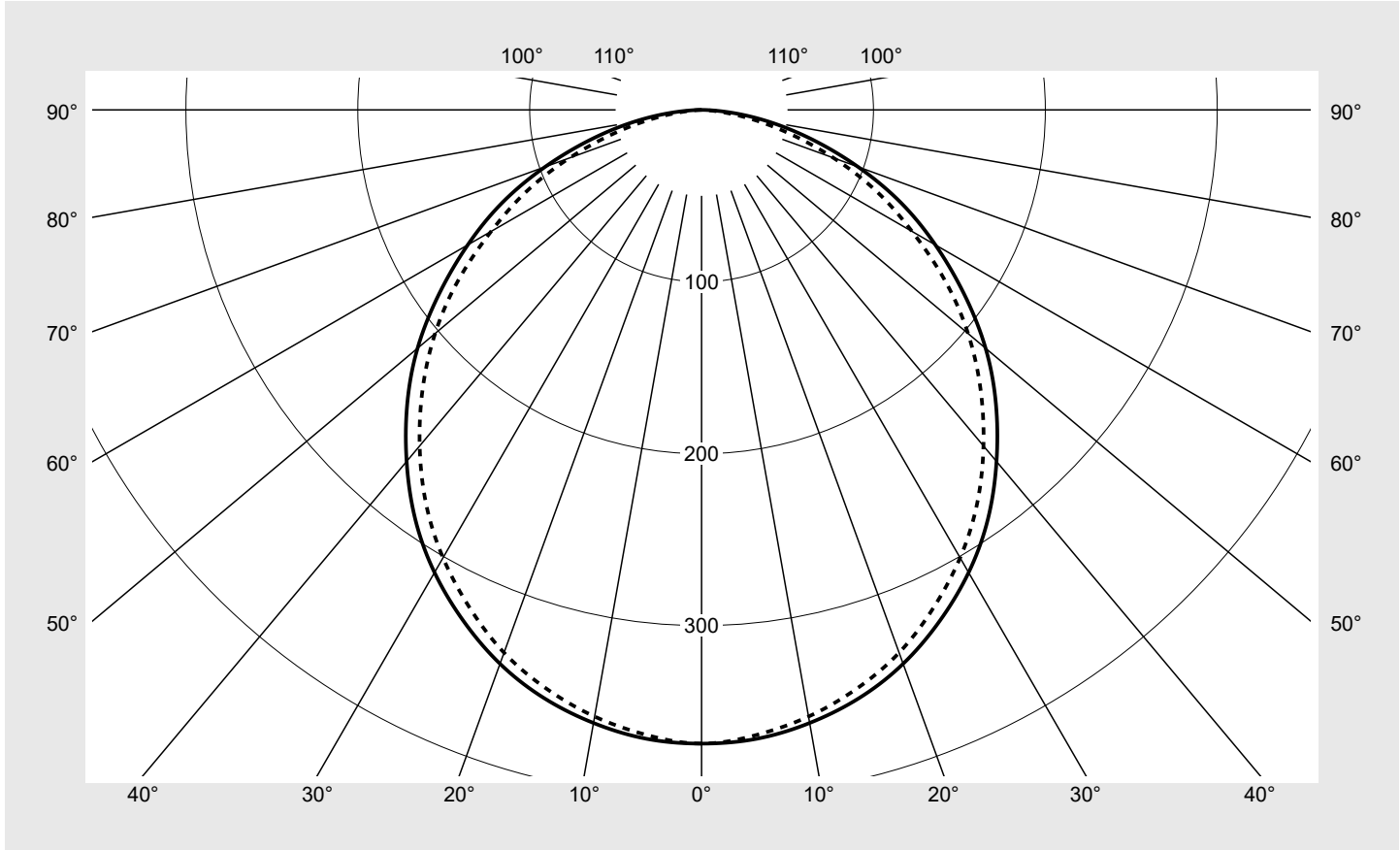


# Photometric test report

<b>Family</b> <b>Lunis 41</b>	<b>Order number: 51DR107FHCA</b> <b>EAN: 4058352509951</b>	<b>LP number</b> <b>59234_8</b>
	<b>Version</b>	diffuse cover, extremely wide distribution, adjustable color temperature: 4000 K   5700 K
	<b>Lamps</b>	LED 5700 K   CRI ≥ 80
	<b>Controlgear</b>	ECG
	<b>Setting</b>	factory setting: colour temperature 5700K
	<b>Rated values</b>	Net luminous flux = 2160 lm Power consumption = 22.0 W Luminous efficacy = 98.2 lm/W
		<b>serial documentation</b> 07.12.2021
		

**Luminous intensity in cd/klm** C180-0 C270-90 **Imax: 369 cd/klm**



Classifications	
DIN 5040	A 4 0
CIE	N1=49 N2=80 N3=96 N4=100 N5=100

Luminaire light output ratios	
$\eta_{LB}$	100.0%
$\phi_u$	100.0%
$\phi_o$	0.0%

**Measurement conditions**  
 DIN EN 13032 and DIN 5032

## Photometric test report

Family <b>Lunis 41</b>	Order number: <b>51DR107FHCA</b> EAN: <b>4058352509951</b>	LP number <b>59234_8</b>
Table of values for luminous intensities		Maximum luminous intensity
		<b>siteco</b>

C-planes $\gamma$	0° 180°	15°	30°	45°	60°	75°	90° 270°	Phi-zone	Total Phi-zone
		165° 195° 345°	150° 210° 330°	135° 225° 315°	120° 240° 300°	105° 255° 285°			
Luminous intensity in cd/klm								Luminous flux in lm/klm	
0°	368.6	368.6	368.6	368.6	368.6	368.6	368.6	2.2	2.2
5°	367.2	366.8	366.3	365.8	365.5	365.3	365.0	17.5	19.7
10°	362.1	361.4	360.8	360.1	359.5	358.9	358.3	34.3	54.0
15°	354.2	353.1	351.9	350.8	350.1	349.3	348.6	49.8	103.8
20°	342.9	341.5	340.1	338.8	337.8	336.9	336.0	63.6	167.3
25°	327.9	326.3	324.6	323.0	321.8	320.6	319.4	74.9	242.3
30°	310.7	308.8	306.8	304.8	303.5	302.2	300.8	83.7	325.9
35°	290.5	288.3	286.2	284.0	282.5	281.0	279.5	89.4	415.4
40°	267.0	264.6	262.3	260.0	258.4	256.8	255.2	91.8	507.2
45°	242.2	239.7	237.3	234.8	233.0	231.3	229.5	91.2	598.4
50°	215.7	213.2	210.6	208.1	206.2	204.3	202.4	87.6	686.0
55°	186.3	184.1	181.9	179.7	177.4	175.1	172.8	80.7	766.6
60°	157.1	154.5	151.9	149.2	146.6	144.0	141.4	70.8	837.5
65°	128.1	125.1	122.0	118.9	116.8	114.6	112.5	59.4	896.9
70°	96.9	93.9	90.9	87.9	85.9	83.8	81.7	45.6	942.5
75°	66.8	64.2	61.7	59.2	57.0	54.7	52.5	31.5	974.0
80°	40.0	39.6	39.2	38.8	35.1	31.4	27.8	19.6	993.6
85°	16.1	14.5	12.9	11.3	10.3	9.3	8.3	6.4	1000.0
90°	0.0	0.0	0.0	0.0	0.0	0.0	0.0	0.0	1000.0
95°	0.0	0.0	0.0	0.0	0.0	0.0	0.0	0.0	1000.0
100°	0.0	0.0	0.0	0.0	0.0	0.0	0.0	0.0	1000.0
105°	0.0	0.0	0.0	0.0	0.0	0.0	0.0	0.0	1000.0
110°	0.0	0.0	0.0	0.0	0.0	0.0	0.0	0.0	1000.0
115°	0.0	0.0	0.0	0.0	0.0	0.0	0.0	0.0	1000.0
120°	0.0	0.0	0.0	0.0	0.0	0.0	0.0	0.0	1000.0
125°	0.0	0.0	0.0	0.0	0.0	0.0	0.0	0.0	1000.0
130°	0.0	0.0	0.0	0.0	0.0	0.0	0.0	0.0	1000.0
135°	0.0	0.0	0.0	0.0	0.0	0.0	0.0	0.0	1000.0
140°	0.0	0.0	0.0	0.0	0.0	0.0	0.0	0.0	1000.0
145°	0.0	0.0	0.0	0.0	0.0	0.0	0.0	0.0	1000.0
150°	0.0	0.0	0.0	0.0	0.0	0.0	0.0	0.0	1000.0
155°	0.0	0.0	0.0	0.0	0.0	0.0	0.0	0.0	1000.0
160°	0.0	0.0	0.0	0.0	0.0	0.0	0.0	0.0	1000.0
165°	0.0	0.0	0.0	0.0	0.0	0.0	0.0	0.0	1000.0
170°	0.0	0.0	0.0	0.0	0.0	0.0	0.0	0.0	1000.0
175°	0.0	0.0	0.0	0.0	0.0	0.0	0.0	0.0	1000.0
180°	0.0	0.0	0.0	0.0	0.0	0.0	0.0	0.0	1000.0

## Photometric test report

<b>Family</b> Lunis 41	<b>Order number: 51DR107FHCA</b> <b>EAN: 4058352509951</b>	<b>LP number</b> 59234_8
---------------------------	---	-----------------------------

<b>UGR-Table</b>	<b>Standard room</b>	<b>siteco</b>
------------------	----------------------	---------------

Reflection factor of ceiling	0.7	0.7	0.5	0.5	0.3	0.7	0.7	0.5	0.5	0.3	
Reflection factor of walls	0.5	0.3	0.5	0.3	0.3	0.5	0.3	0.5	0.3	0.3	
Reflection factor of floor	0.2	0.2	0.2	0.2	0.2	0.2	0.2	0.2	0.2	0.2	
Room dimensions	View crosswise (C0)					View endwise (C90)					
x	y										
2H	2H	24.2	25.9	24.5	26.2	26.5	23.8	25.5	24.2	25.8	26.1
	3H	25.8	27.3	26.2	27.6	28.0	25.2	26.7	25.6	27.1	27.4
	4H	26.4	27.8	26.8	28.2	28.5	25.7	27.1	26.1	27.5	27.9
	6H	26.9	28.2	27.3	28.5	28.9	26.0	27.4	26.5	27.7	28.1
	8H	27.1	28.3	27.5	28.7	29.1	26.2	27.4	26.6	27.8	28.2
	12H	27.2	28.3	27.6	28.7	29.1	26.2	27.4	26.6	27.7	28.2
4H	2H	24.9	26.3	25.3	26.6	27.0	24.6	26.0	25.0	26.4	26.7
	3H	26.6	27.8	27.0	28.2	28.6	26.2	27.4	26.6	27.8	28.2
	4H	27.4	28.4	27.8	28.8	29.3	26.8	27.9	27.2	28.3	28.7
	6H	28.0	28.9	28.4	29.3	29.8	27.2	28.1	27.7	28.6	29.0
	8H	28.2	29.0	28.6	29.5	29.9	27.3	28.2	27.8	28.6	29.1
	12H	28.3	29.1	28.8	29.5	30.0	27.4	28.2	27.9	28.6	29.1
8H	4H	27.6	28.5	28.1	28.9	29.4	27.1	28.0	27.6	28.4	28.9
	6H	28.4	29.1	28.8	29.5	30.0	27.7	28.4	28.2	28.9	29.4
	8H	28.6	29.3	29.1	29.7	30.3	27.9	28.5	28.3	29.0	29.5
	12H	28.8	29.4	29.3	29.9	30.4	27.9	28.5	28.5	29.0	29.5
12H	4H	27.7	28.4	28.2	28.9	29.4	27.2	27.9	27.7	28.4	28.9
	6H	28.4	29.1	28.9	29.5	30.1	27.8	28.4	28.3	28.9	29.4
	8H	28.7	29.3	29.2	29.8	30.3	28.0	28.5	28.5	29.0	29.5

<b>Luminance table</b>	<b>Max. for <math>\gamma \geq 65^\circ</math></b>	<b>Photometric dimensions in mm:</b>	<b>D = 173</b>
------------------------	---	--------------------------------------	----------------

C-planes	$\gamma$	Luminance in cd/m <sup>2</sup>							
		0° 180°	15° 165° 195° 345°	30° 150° 210° 330°	45° 135° 225° 315°	60° 120° 240° 300°	75° 105° 255° 285°	90° 270°	
45°		31475.8	31155.9	30836.1	30516.0	30285.1	30054.3	29823.3	
50°		30837.3	30474.5	30111.8	29749.0	29476.6	29204.6	28932.4	
55°		29849.7	29496.1	29142.2	28788.5	28418.6	28048.5	27678.6	
60°		28868.8	28388.2	27907.9	27427.4	26947.0	26466.4	25986.0	
65°		27863.5	27190.3	26516.9	25843.7	25385.6	24927.5	24469.4	
70°		26021.8	25223.9	24425.9	23628.2	23068.9	22509.8	21950.6	
75°		23708.4	22807.0	21906.2	21005.1	20220.9	19437.3	18653.0	
80°		21153.9	20939.0	20723.7	20508.8	18574.7	16641.0	14706.9	
85°		16938.8	15279.3	13620.9	11961.3	10891.2	9821.1	8749.9	

**Photometric test report**

<b>Family</b> Lunis 41	<b>Order number: 51DR107FHCA</b> <b>EAN: 4058352509951</b>	<b>LP number</b> 59234_8
---------------------------	---	-----------------------------

**Luminance values in cd/m<sup>2</sup>**

$\gamma$  65°   
   $\gamma$  70°   
   $\gamma$  75°   
   $\gamma$  80°   
   $\gamma$  85°

**siteco**

