

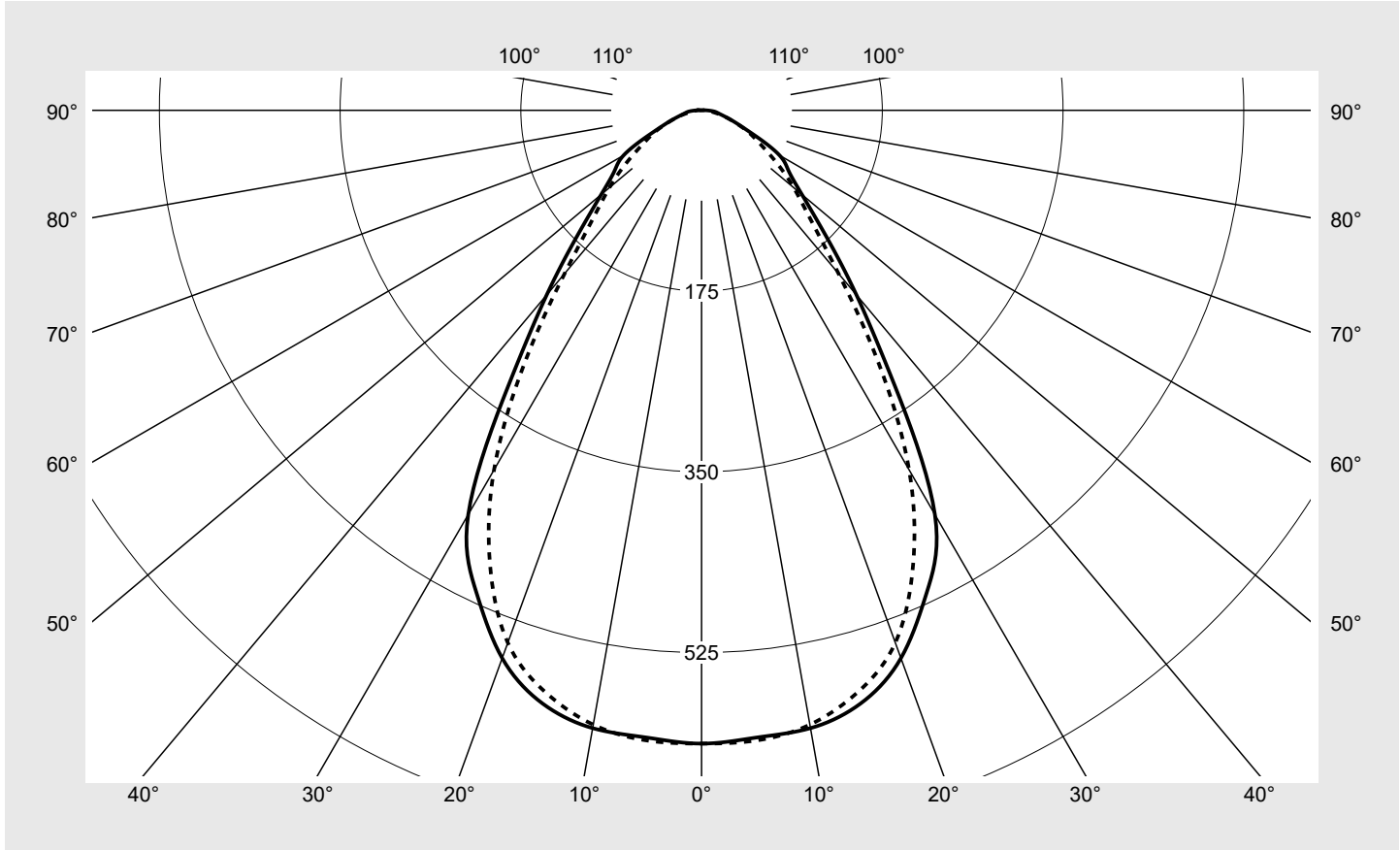


# Photometric test report

<b>Family</b> <b>Highbay 11</b>	<b>Order number: 51HLA2D24MCA + 59HL91004</b> <b>EAN: 4058352321744 + 4058352341674</b>	<b>LP number</b> <b>58927_3</b>
	<b>Version</b> wide distribution, UGR≤25, prismatic cover, polycarbonate, LLD <b>Lamps</b> LED 4000 K   CRI ≥ 80 <b>Controlgear</b> ECG-DALI <b>Rated values</b> Net luminous flux = 26220 lm Power consumption = 162.4 W Luminous efficacy = 161.5 lm/W	<b>serial documentation</b> <b>13.06.2019</b>
		

**Luminous intensity in cd/klm** C180-0 C270-90 **Imax: 613 cd/klm**



Classifications	
DIN 5040	A 5 1
CIE	N1=71 N2=92 N3=98 N4=99 N5=100

Luminaire light output ratios	
$\eta_{LB}$	100.0%
$\phi_u$	99.2%
$\phi_o$	0.8%

**Measurement conditions**  
DIN EN 13032 and DIN 5032

## Photometric test report

Family Highbay 11	Order number: 51HLA2D24MCA + 59HL91004 EAN: 4058352321744 + 4058352341674	LP number 58927_3
Table of values for luminous intensities		Maximum luminous intensity



C-planes $\gamma$	0° 180°	15°	30°	45°	60°	75°	90° 270°	Phi-zone	Total Phi-zone
		165° 195° 345°	150° 210° 330°	135° 225° 315°	120° 240° 300°	105° 255° 285°			
Luminous intensity in cd/klm							Luminous flux in lm/klm		
0°	613.1	613.1	613.1	613.1	613.1	613.1	613.1	3.7	3.7
5°	609.6	611.1	612.7	613.1	612.4	613.5	612.4	29.3	32.9
10°	607.4	608.6	610.2	610.3	606.5	606.0	604.0	57.9	90.8
15°	594.6	597.6	602.3	599.6	593.1	586.2	583.4	84.4	175.1
20°	564.4	569.0	575.3	578.9	566.2	554.6	548.6	106.3	281.4
25°	515.6	519.2	532.1	539.9	522.8	495.8	484.8	120.1	401.5
30°	451.9	458.6	489.1	475.0	449.8	415.9	401.9	124.0	525.5
35°	327.1	344.0	384.2	395.7	355.4	317.3	299.0	110.5	636.0
40°	233.3	244.0	283.0	307.1	269.8	223.2	206.3	90.8	726.9
45°	168.2	173.3	198.5	225.5	193.2	156.5	149.2	71.4	798.3
50°	126.9	129.4	133.3	144.3	131.1	119.6	116.5	54.5	852.8
55°	103.2	99.6	94.5	87.8	94.2	91.0	89.0	42.1	895.0
60°	87.2	78.0	70.2	56.0	68.9	67.5	66.1	33.0	928.0
65°	55.4	55.0	48.9	35.9	50.1	50.3	50.2	24.3	952.2
70°	35.3	34.3	31.3	21.7	32.3	34.6	34.5	16.2	968.5
75°	23.4	22.4	19.9	14.1	19.6	21.8	22.9	10.7	979.2
80°	16.6	15.4	13.9	10.7	12.1	12.4	12.8	7.1	986.3
85°	12.0	10.4	9.7	7.3	6.9	6.7	7.4	4.6	990.9
90°	4.7	4.3	4.8	4.8	4.6	4.2	4.5	2.5	993.4
95°	2.6	2.7	3.5	3.9	3.7	3.3	3.9	1.8	995.3
100°	1.7	1.8	2.2	2.7	2.5	2.3	2.8	1.2	996.5
105°	1.5	1.3	1.3	1.5	1.7	1.9	2.3	0.8	997.3
110°	1.2	1.1	0.9	0.8	1.2	1.2	2.0	0.6	997.9
115°	1.1	1.0	0.8	0.7	1.1	1.0	1.8	0.5	998.4
120°	0.9	0.8	0.7	0.6	0.9	1.0	1.5	0.4	998.8
125°	0.8	0.7	0.6	0.6	0.8	1.0	1.3	0.3	999.2
130°	0.9	0.8	0.8	0.8	0.8	1.0	1.2	0.4	999.6
135°	1.1	1.1	1.1	1.1	1.1	1.1	1.2	0.4	1000.0
140°	0.0	0.0	0.0	0.0	0.0	0.0	0.0	0.0	1000.0
145°	0.0	0.0	0.0	0.0	0.0	0.0	0.0	0.0	1000.0
150°	0.0	0.0	0.0	0.0	0.0	0.0	0.0	0.0	1000.0
155°	0.0	0.0	0.0	0.0	0.0	0.0	0.0	0.0	1000.0
160°	0.0	0.0	0.0	0.0	0.0	0.0	0.0	0.0	1000.0
165°	0.0	0.0	0.0	0.0	0.0	0.0	0.0	0.0	1000.0
170°	0.0	0.0	0.0	0.0	0.0	0.0	0.0	0.0	1000.0
175°	0.0	0.0	0.0	0.0	0.0	0.0	0.0	0.0	1000.0
180°	0.0	0.0	0.0	0.0	0.0	0.0	0.0	0.0	1000.0

## Photometric test report

Family Highbay 11	Order number: 51HLA2D24MCA + 59HL91004 EAN: 4058352321744 + 4058352341674	LP number 58927_3
----------------------	--	----------------------

UGR-Table	Standard room	siteco								
-----------	---------------	--------	--	--	--	--	--	--	--	--

Reflection factor of ceiling	0.7	0.7	0.5	0.5	0.3	0.7	0.7	0.5	0.5	0.3	
Reflection factor of walls	0.5	0.3	0.5	0.3	0.3	0.5	0.3	0.5	0.3	0.3	
Reflection factor of floor	0.2	0.2	0.2	0.2	0.2	0.2	0.2	0.2	0.2	0.2	
Room dimensions	View crosswise (C0)					View endwise (C90)					
x	y										
2H	2H	22.2	23.6	22.5	23.9	24.3	21.7	23.1	22.1	23.4	23.8
	3H	22.8	24.1	23.2	24.4	24.8	22.4	23.6	22.7	24.0	24.3
	4H	23.0	24.2	23.4	24.5	24.9	22.6	23.8	23.0	24.1	24.5
	6H	23.2	24.2	23.6	24.6	25.0	22.8	23.8	23.2	24.2	24.6
	8H	23.3	24.3	23.8	24.7	25.1	22.9	23.9	23.3	24.2	24.6
	12H	23.4	24.3	23.9	24.7	25.2	22.9	23.8	23.4	24.2	24.6
4H	2H	22.3	23.5	22.7	23.9	24.2	21.9	23.1	22.3	23.4	23.8
	3H	23.0	24.0	23.5	24.4	24.8	22.7	23.7	23.1	24.1	24.5
	4H	23.3	24.2	23.7	24.6	25.0	23.0	23.9	23.4	24.3	24.7
	6H	23.6	24.3	24.0	24.8	25.2	23.2	24.0	23.7	24.4	24.9
	8H	23.7	24.4	24.2	24.9	25.3	23.3	24.0	23.8	24.5	24.9
	12H	23.9	24.5	24.4	25.0	25.5	23.4	24.0	23.9	24.5	25.0
8H	4H	23.3	24.0	23.8	24.5	24.9	23.0	23.7	23.5	24.2	24.7
	6H	23.7	24.2	24.2	24.7	25.2	23.3	23.9	23.8	24.4	24.9
	8H	23.9	24.4	24.4	24.9	25.4	23.4	24.0	24.0	24.4	25.0
	12H	24.2	24.6	24.7	25.1	25.6	23.6	24.0	24.1	24.5	25.0
12H	4H	23.3	23.9	23.8	24.4	24.9	23.1	23.6	23.6	24.1	24.6
	6H	23.7	24.2	24.2	24.7	25.2	23.4	23.8	23.9	24.3	24.8
	8H	23.9	24.3	24.4	24.8	25.4	23.5	23.9	24.0	24.4	25.0

Luminance table	Max. for $\gamma \geq 65^\circ$	Photometric dimensions in mm:	L = 612	H(C0) = 21	H(C180) = 21
			B = 330	H(C90) = 21	H(C270) = 21

C-planes	$\gamma$	Luminance in cd/m <sup>2</sup>							
		0° 180°	15° 165° 195° 345°	30° 150° 210° 330°	45° 135° 225° 315°	60° 120° 240° 300°	75° 105° 255° 285°	90° 270°	
	45°	29031.6	29727.6	33987.6	38718.1	33424.2	27381.0	26485.3	
	50°	23822.5	24107.7	24780.1	26931.8	24677.2	22806.8	22605.6	
	55°	21415.7	20477.0	19379.1	18089.8	19590.8	19228.0	19195.4	
	60°	20398.5	18062.6	16199.6	12978.1	16165.0	16145.0	16190.6	
	65°	14971.6	14672.3	12999.9	9606.7	13605.4	13953.1	14352.6	
	70°	11418.0	10906.0	9926.6	6917.4	10479.6	11563.9	11973.5	
	75°	9478.7	8886.9	7876.0	5625.3	8005.7	9245.4	10176.7	
	80°	9099.3	8231.8	7380.8	5757.7	6694.0	7212.9	8007.8	
	85°	10368.1	8611.9	7885.2	6104.2	6066.5	6375.3	7897.4	

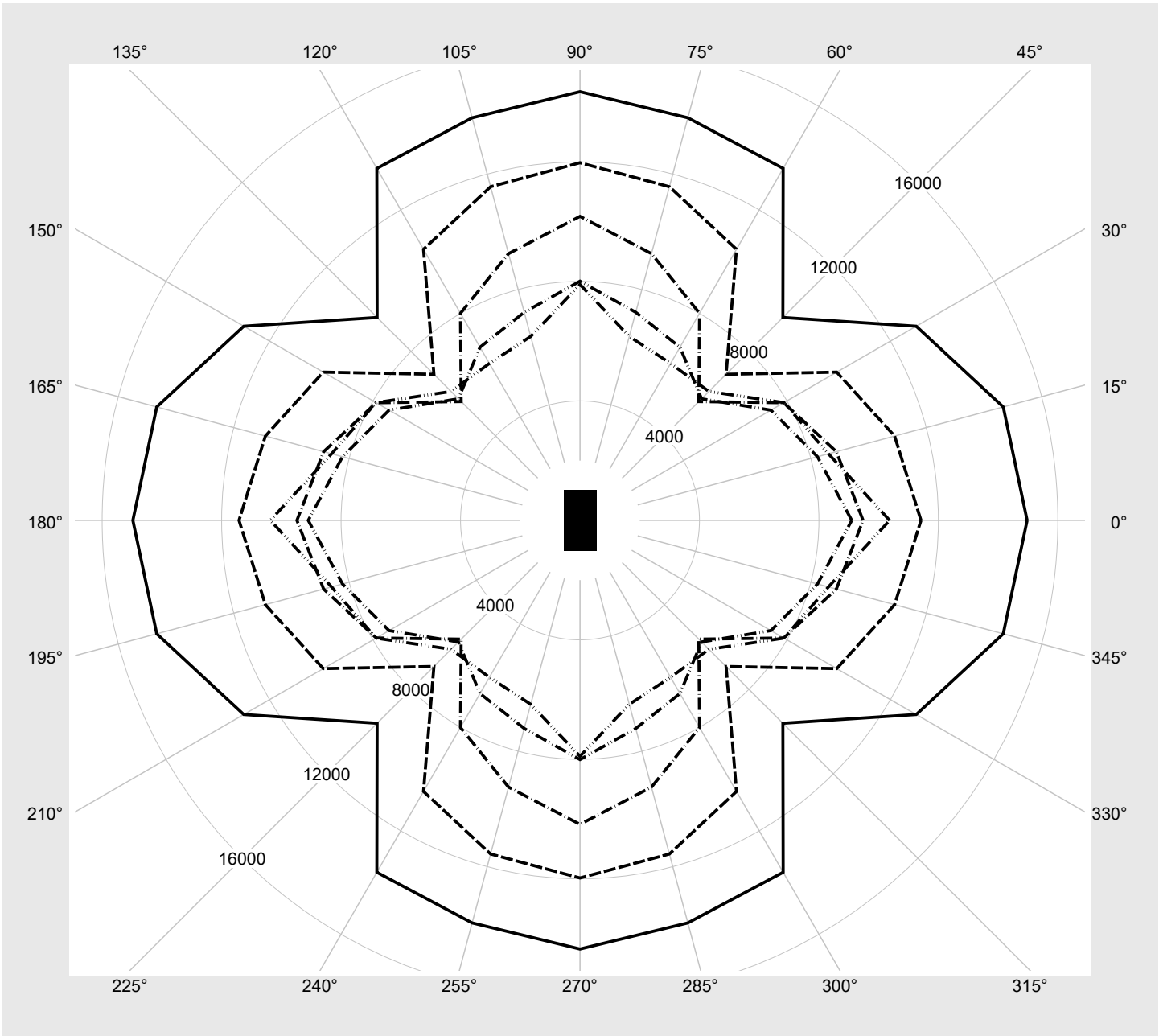
**Photometric test report**

<b>Family</b> Highbay 11	<b>Order number:</b> 51HLA2D24MCA + 59HL91004 <b>EAN:</b> 4058352321744 + 4058352341674	<b>LP number</b> 58927_3
-----------------------------	--	-----------------------------

**Luminance values in cd/m<sup>2</sup>**

$\gamma$  65°    
   $\gamma$  70°    
   $\gamma$  75°    
   $\gamma$  80°    
   $\gamma$  85°

**siteco**



## Photometric test report

Family Highbay 11	Order number: 51HLA2D24MCA + 59HL91004 EAN: 4058352321744 + 4058352341674	LP number 58927_3
----------------------	--	----------------------

<b>Dimming levels table</b>	environmental temperature: 25°C	<b>sITeco</b>
-----------------------------	---------------------------------	---------------

Luminous flux %	Dimming level linear	Dimming level logarithmic	Luminous flux [lm]	Power consumption [W]
100	254	254	26220	162.4
95	241	252	24909	153.6
90	227	250	23598	145.0
85	214	248	22287	136.6
80	201	245	20976	128.3
75	188	243	19665	120.1
70	175	240	18354	111.9
65	162	237	17043	103.9
60	149	234	15732	95.9
55	136	231	14421	88.1
50	124	228	13110	80.3
45	111	224	11799	72.7
40	99	219	10488	65.0
35	86	215	9177	57.5
30	74	209	7866	50.1
25	62	203	6555	42.6
20	50	195	5244	35.3
15	38	185	3933	28.1
10	26	170	2621	20.8