


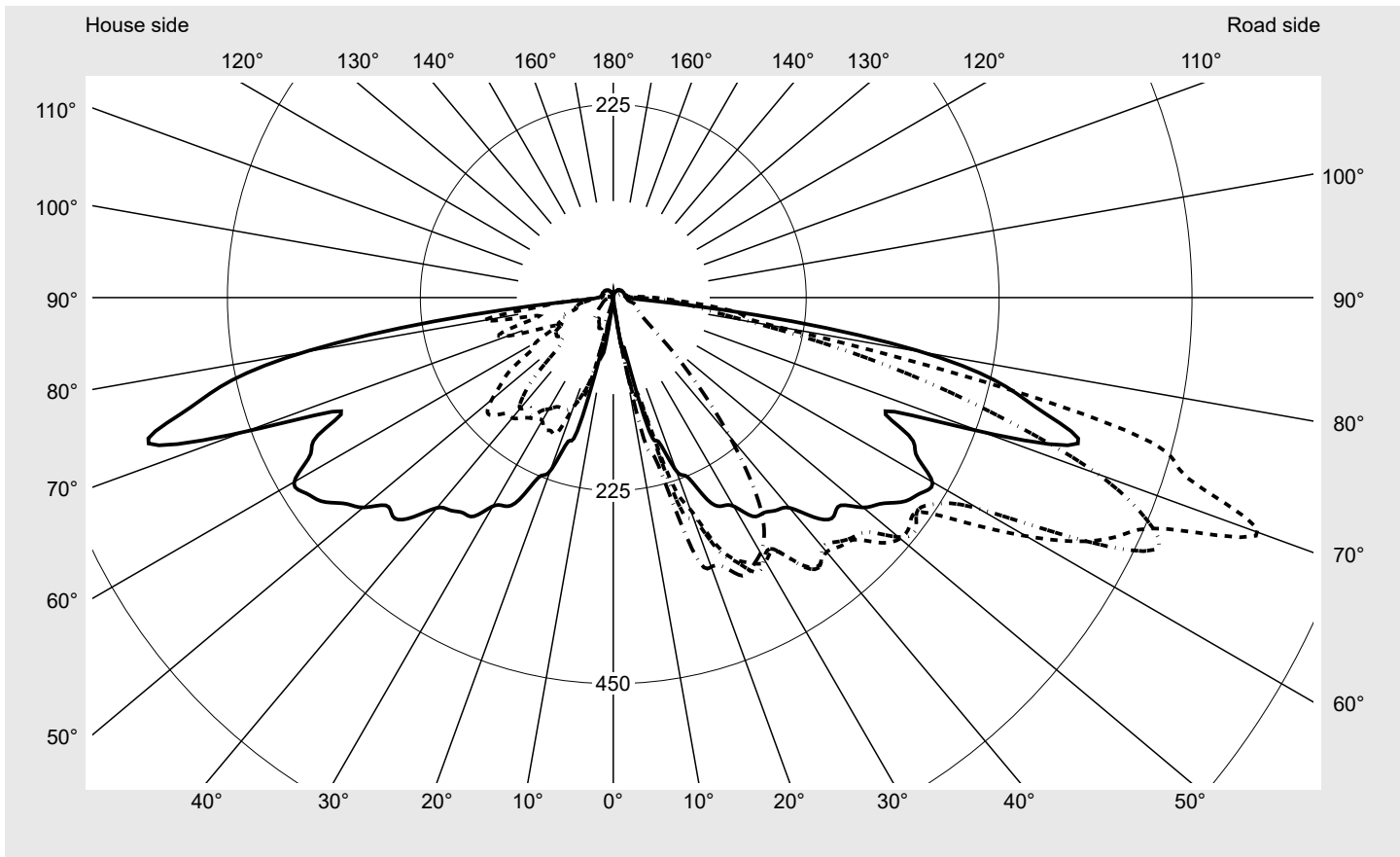
Photometric test report

Family CITY-LIGHT 120 LED	Order number: 5XA5285LF14H EAN: 4058352835531	LP number 57136_47
	Version post-top- or mounting to wall arm Optic asymmetric, extremely wide distribution (P1.0a) Cover cover transparent, PMMA Lamps LED 4000 K CRI ≥ 70 Controlgear ECG SITECO iQ Rated values Net luminous flux = 1510 lm Power consumption = 10.0 W Luminous efficacy = 151 lm/W	serial documentation 08.07.2022





Luminous intensity in cd/klm C180-0 C195-15 C200-20 C270-90 **Imax: 801 cd/klm**



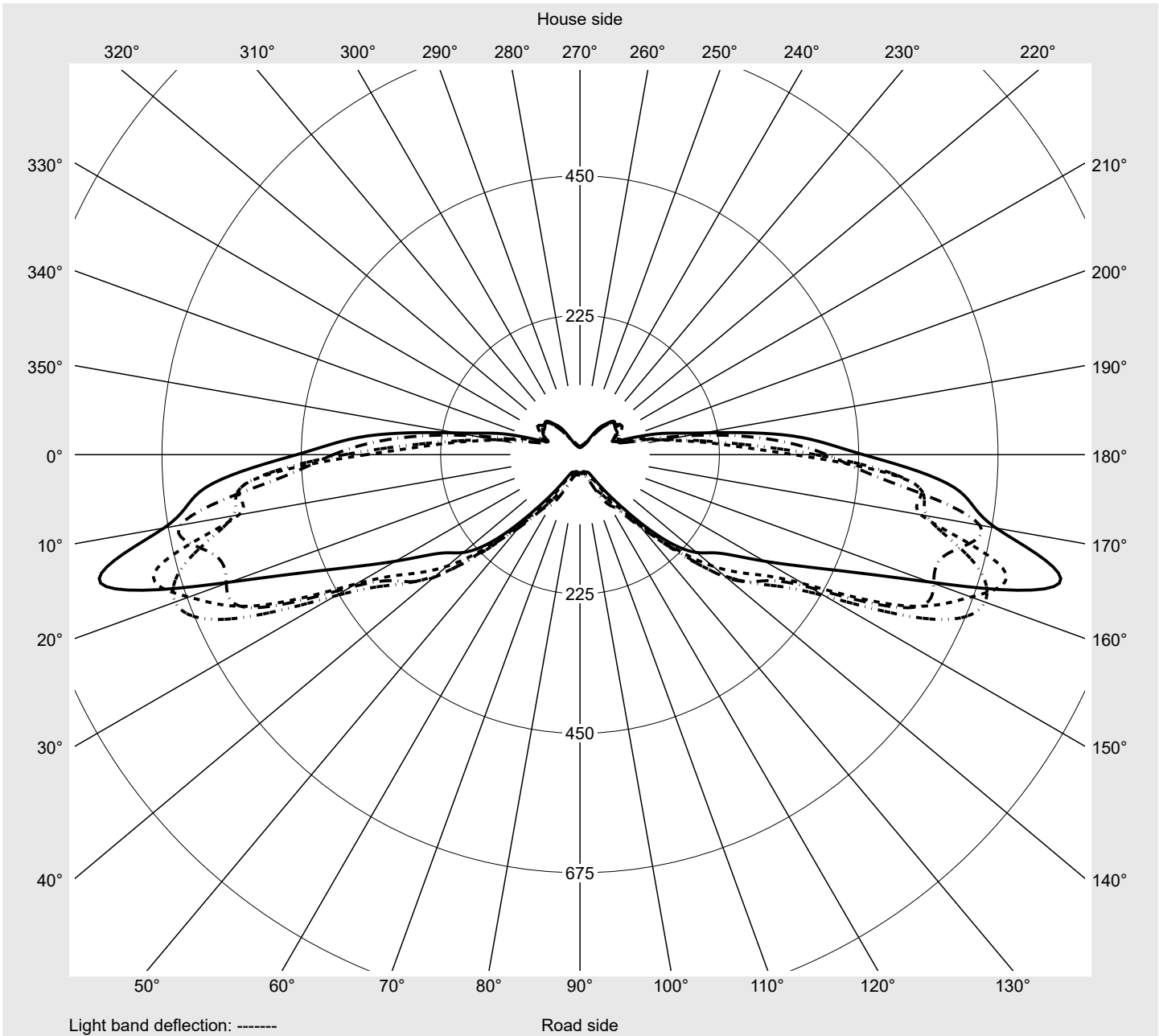
Luminaire output ratios	
Eta	100.0%
Eta 0° - 90°	93.4%
Eta 90° - 180°	6.6%
Measurement conditions	
DIN EN 13032 and DIN 5032	

Luminous intensity class acc. to EN13201-2	
Class:	---
Imax 70°	801.4
Imax 80°	366.5
Imax 90°	47.5
Imax >90°	27.6
Imax >95°	15.4

Photometric test report

Family CITY-LIGHT 120 LED	Order number: 5XA5285LF14H EAN: 4058352835531	LP number 57136_47
--	--	-------------------------------------

Envelope curve in cd/klm **KMK 70°** **KMK 67.5°** **KMK 65°** **KMK 62.5°** **siteco**



Photometric test report

Family CITY-LIGHT 120 LED	Order number: 5XA5285LF14H EAN: 4058352835531	LP number 57136_47
Table of values for luminous intensities		Maximum luminous intensity
		siteco

C-planes	0° 180°	5° 175°	10° 170°	15° 165°	20° 160°	25° 155°	30° 150°	35° 145°	40° 140°	45° 135°	50° 130°	55° 125°	60° 120°
γ	Luminous intensity in cd/klm												
0,0°	1.9	1.9	1.9	1.9	1.9	1.9	1.9	1.9	1.9	1.9	1.9	1.9	1.9
2,5°	1.6	1.6	1.6	1.6	1.6	1.6	1.6	1.6	1.6	1.6	1.9	1.9	2.2
5,0°	3.2	2.9	2.9	2.9	2.9	2.9	2.9	2.9	3.2	3.2	3.2	3.2	3.2
7,5°	7.7	10.3	12.5	15.1	17.0	18.3	16.7	14.5	14.5	17.0	15.7	14.1	13.5
10,0°	66.2	72.9	73.2	76.4	76.1	74.8	72.6	64.2	53.6	47.9	33.4	40.2	52.4
12,5°	63.6	79.7	92.5	116.0	126.9	121.1	117.6	100.5	108.6	94.4	75.2	104.7	119.5
15,0°	158.7	128.8	120.8	125.6	132.3	141.0	151.6	164.5	174.1	188.9	196.9	210.1	238.3
17,5°	176.3	210.4	211.4	224.2	252.5	259.5	243.1	243.5	277.5	286.5	266.0	259.5	281.1
20,0°	215.2	243.1	268.2	262.7	274.6	272.4	282.0	286.5	319.6	328.3	333.1	343.7	345.3
22,5°	226.4	281.4	301.3	310.0	318.0	331.8	324.7	343.0	366.8	374.5	357.2	359.1	368.4
25,0°	260.2	307.4	328.3	336.9	339.8	349.1	348.5	357.5	363.3	376.1	370.0	365.8	364.9
27,5°	274.0	307.1	330.2	348.8	361.0	364.2	369.4	353.0	364.2	365.8	359.1	363.0	363.0
30,0°	280.7	312.8	330.2	355.2	351.7	368.1	373.6	364.9	359.4	358.5	353.3	351.1	346.6
32,5°	302.3	323.8	346.6	349.8	347.5	364.6	364.9	360.1	358.1	356.9	337.9	333.4	317.3
35,0°	306.1	342.4	359.1	378.7	380.6	378.4	371.0	362.3	354.9	350.8	323.1	306.7	287.5
37,5°	312.5	344.6	367.5	393.8	395.1	387.4	373.6	359.4	349.8	345.9	306.4	283.6	253.7
40,0°	319.9	355.6	367.8	387.0	380.3	380.6	373.2	362.6	341.8	326.3	286.8	248.9	226.8
42,5°	347.5	366.2	384.8	392.8	386.1	378.4	367.8	352.4	329.2	305.5	263.4	223.6	202.7
45,0°	362.3	366.2	385.8	398.9	395.1	386.4	369.1	348.5	321.8	283.6	241.5	195.3	175.7
47,5°	358.8	382.6	417.9	423.0	404.7	396.4	369.4	338.9	310.6	265.0	213.6	182.8	165.4
50,0°	380.6	405.0	432.7	436.8	434.3	422.7	387.7	345.9	306.7	241.2	179.6	163.2	151.9
52,5°	394.4	425.9	439.7	435.9	444.5	441.7	401.8	342.4	299.7	222.6	159.0	149.7	135.9
55,0°	414.3	446.5	460.0	435.9	433.0	445.8	402.1	342.7	292.9	217.5	150.0	138.8	118.5
57,5°	424.6	465.4	541.9	488.5	447.4	448.1	395.4	342.7	296.1	213.3	150.6	124.0	100.9
60,0°	429.8	495.3	618.6	556.0	492.1	497.5	402.5	351.4	303.2	218.1	156.7	116.6	91.9
62,5°	398.6	502.4	655.2	615.4	607.7	584.9	428.8	355.9	308.7	216.2	154.8	109.2	93.5
65,0°	380.6	542.5	568.5	654.6	695.7	628.6	455.8	366.2	304.2	222.9	147.8	106.3	77.4
67,5°	345.3	542.8	559.2	706.3	672.0	577.2	416.9	335.7	280.1	209.4	137.2	95.1	53.0
70,0°	457.4	606.4	682.2	801.4	601.6	436.8	344.0	277.8	245.7	195.3	124.6	74.8	44.6
72,5°	567.2	686.1	792.4	704.1	489.8	335.0	244.1	182.1	193.7	178.6	117.6	57.8	34.7
75,0°	521.0	489.2	663.9	648.2	377.4	238.0	163.5	131.0	126.6	116.6	84.8	52.0	28.3
77,5°	462.8	373.6	452.9	412.4	263.7	157.4	125.9	114.7	93.5	64.9	41.8	27.6	20.2
80,0°	366.5	289.4	223.2	191.1	162.8	115.0	98.0	79.0	54.0	40.8	31.8	22.8	18.3
82,5°	207.5	154.5	112.7	151.6	109.5	82.5	70.3	57.2	26.3	20.6	18.6	19.9	17.0
85,0°	55.9	48.8	80.9	113.7	84.2	62.3	46.6	35.7	21.2	17.3	16.1	16.1	16.4
87,5°	21.8	34.4	57.5	71.9	56.5	34.7	28.3	22.2	17.0	15.4	15.4	15.4	15.4
90,0°	18.0	21.2	34.4	47.5	27.6	19.0	19.6	16.7	15.1	15.1	15.1	14.8	15.4
92,5°	15.7	17.3	27.6	26.7	17.0	16.4	16.7	15.1	15.1	15.1	15.1	15.1	14.8
95,0°	14.8	15.7	19.9	15.1	15.1	15.1	15.1	15.1	15.1	15.1	15.1	15.1	14.8
97,5°	14.1	14.1	14.8	15.1	15.1	15.1	15.1	15.1	15.1	15.1	14.8	15.1	15.1
100,0°	13.8	14.1	14.5	14.8	14.8	15.1	15.1	15.1	15.1	15.1	15.1	15.1	15.4
102,5°	13.8	14.1	14.5	14.8	14.8	15.1	15.1	15.1	15.1	15.1	15.1	15.4	15.4
105,0°	13.5	14.1	14.5	14.8	14.8	14.8	15.1	15.1	15.1	15.1	15.1	15.1	15.4
107,5°	13.5	14.1	14.1	14.5	14.8	14.8	14.8	14.8	15.1	15.1	15.1	15.1	15.1
110,0°	13.5	13.8	14.1	14.5	14.8	14.8	14.8	14.8	15.1	15.1	14.8	15.1	15.1
112,5°	13.5	13.8	14.1	14.5	14.5	14.5	14.8	14.8	14.8	14.8	15.1	15.1	15.1

Photometric test report

Family CITY-LIGHT 120 LED	Order number: 5XA5285LF14H EAN: 4058352835531	LP number 57136_47
Table of values for luminous intensities		Maximum luminous intensity
		siteco

C-planes	65° 115°	70° 110°	75° 105°	80° 100°	85° 95°	90°	185° 355°	190° 350°	195° 345°	200° 340°	205° 335°	210° 330°	215° 325°
γ	Luminous intensity in cd/klm												
0,0°	1.9	1.9	1.9	1.9	1.9	1.9	1.9	1.9	1.9	1.9	1.9	1.9	1.9
2,5°	2.6	2.6	2.6	2.9	2.9	3.2	1.6	1.6	1.6	1.6	1.6	1.6	1.6
5,0°	3.5	3.9	3.9	4.2	4.2	4.5	2.6	2.2	2.2	2.2	2.2	2.2	2.6
7,5°	15.4	15.1	13.5	12.5	11.6	10.9	6.1	5.1	4.5	3.9	3.5	3.2	3.2
10,0°	54.6	65.5	67.8	69.1	67.5	67.5	67.1	57.8	45.3	37.3	24.4	21.2	12.5
12,5°	140.0	160.9	158.0	166.7	167.0	176.0	53.6	45.3	35.7	37.9	41.4	46.3	47.5
15,0°	248.0	242.8	228.4	221.0	202.7	200.4	127.8	131.4	98.6	91.2	91.2	85.1	75.2
17,5°	296.1	302.6	302.9	310.9	305.8	310.3	147.1	160.3	124.9	117.6	110.8	90.6	82.9
20,0°	348.5	350.1	344.3	341.8	329.6	334.0	181.8	169.0	136.5	134.9	123.0	108.2	92.5
22,5°	362.3	354.0	344.6	343.0	336.6	340.5	198.2	203.3	170.6	141.3	130.1	118.2	106.0
25,0°	360.1	356.2	351.4	356.2	352.7	357.8	236.4	218.1	171.5	142.3	124.9	110.8	97.3
27,5°	349.5	340.8	345.6	350.1	347.2	352.7	243.1	223.6	173.4	143.6	127.2	124.3	104.4
30,0°	327.0	324.4	330.5	339.8	337.6	343.7	248.6	212.0	165.7	150.0	133.6	121.4	89.9
32,5°	302.9	304.5	312.2	321.2	321.5	327.6	266.0	227.4	167.7	156.7	148.4	118.8	88.3
35,0°	273.7	277.8	287.8	293.6	294.5	299.4	278.8	235.4	171.2	167.7	149.0	118.2	96.4
37,5°	245.4	252.1	255.7	257.3	255.0	257.0	280.4	232.9	177.0	160.3	137.5	92.5	92.2
40,0°	226.1	226.4	223.2	216.8	211.0	210.7	289.7	216.5	183.1	169.0	109.5	83.5	89.6
42,5°	202.7	200.4	189.5	177.6	169.0	167.0	304.8	226.1	183.4	155.1	79.3	76.8	84.5
45,0°	170.2	167.7	157.1	141.0	131.0	127.2	314.5	235.4	193.7	127.5	64.9	73.6	80.3
47,5°	146.5	139.1	128.5	110.8	101.2	97.0	319.0	234.5	198.8	88.0	63.0	71.9	77.4
50,0°	130.7	114.7	103.1	87.0	77.1	71.9	324.1	243.8	185.0	80.0	66.5	71.3	75.2
52,5°	113.7	95.7	84.5	69.1	61.7	55.9	330.2	244.4	164.5	72.6	72.3	71.3	73.6
55,0°	98.3	79.3	69.4	57.5	49.5	45.6	336.9	261.1	144.5	79.0	76.4	73.2	74.5
57,5°	85.8	67.8	55.6	45.0	40.5	39.8	353.6	259.2	110.8	78.7	79.3	74.2	77.1
60,0°	74.8	53.6	45.6	37.9	36.0	36.0	353.3	227.7	104.1	76.8	76.4	76.1	80.3
62,5°	69.4	45.9	36.3	33.1	33.1	32.8	299.4	176.0	77.1	68.1	69.4	75.5	81.9
65,0°	63.0	44.6	33.1	30.5	30.8	30.8	229.3	139.7	78.4	70.3	62.3	72.9	83.8
67,5°	43.0	34.0	30.2	28.9	29.6	29.6	213.9	136.5	99.9	60.4	59.1	67.1	73.6
70,0°	31.8	30.2	28.3	27.9	28.9	28.9	345.3	202.0	130.7	64.9	60.7	69.4	70.7
72,5°	27.3	24.4	25.7	26.3	27.0	27.0	469.9	210.4	136.5	47.9	55.6	69.1	65.2
75,0°	22.8	22.5	23.1	24.1	23.8	23.8	464.1	207.2	96.0	45.3	51.4	61.3	61.3
77,5°	20.9	20.9	20.9	20.6	19.9	19.3	344.3	267.9	102.8	42.7	50.1	54.9	58.5
80,0°	19.9	19.3	19.0	18.3	18.0	17.3	172.8	304.2	152.9	39.2	44.6	44.6	49.8
82,5°	17.7	18.0	17.3	16.7	16.7	16.7	131.7	124.3	97.3	30.5	37.9	34.7	34.4
85,0°	16.4	16.7	16.1	16.1	16.1	16.1	84.8	44.0	59.4	25.7	29.6	27.6	27.9
87,5°	15.4	15.4	15.4	15.4	15.4	15.4	29.9	15.7	20.9	19.3	23.8	24.1	23.4
90,0°	14.8	15.1	14.8	15.1	15.1	14.8	14.8	13.8	14.8	16.7	20.2	20.6	18.0
92,5°	14.8	14.8	14.8	14.8	14.8	14.8	13.8	13.2	13.8	15.4	16.7	15.1	12.8
95,0°	15.1	14.8	14.8	15.1	15.1	15.4	13.5	12.8	12.5	12.5	11.9	10.6	9.6
97,5°	15.1	14.8	15.4	14.8	15.1	14.8	13.5	12.8	12.2	11.2	10.9	9.6	9.3
100,0°	15.4	15.4	15.4	15.4	15.4	15.4	13.5	12.8	12.2	11.6	10.9	10.3	9.3
102,5°	15.4	15.4	15.4	15.4	15.4	14.1	13.5	12.8	12.2	11.6	10.9	10.3	9.6
105,0°	15.4	15.4	15.4	15.4	15.1	12.8	13.2	12.5	12.2	11.6	10.9	10.3	9.6
107,5°	15.4	15.4	15.4	15.4	14.8	12.8	12.8	12.5	12.2	11.6	10.9	10.3	9.6
110,0°	15.4	15.4	15.4	15.4	14.5	12.2	12.8	12.5	12.2	11.6	10.9	10.3	9.3
112,5°	15.1	15.1	15.4	15.4	14.1	11.6	12.8	12.2	12.2	11.6	10.9	10.3	9.6

Photometric test report

Family CITY-LIGHT 120 LED	Order number: 5XA5285LF14H EAN: 4058352835531	LP number 57136_47
Table of values for luminous intensities		Maximum luminous intensity
		siteco

C-planes	220° 320°	225° 315°	230° 310°	235° 305°	240° 300°	245° 295°	250° 290°	255° 285°	260° 280°	265° 275°	270°	Phi-zone	Total Phi-zone
γ	Luminous intensity in cd/klm											Luminous flux in lm/klm	
0,0°	1.9	1.9	1.9	1.9	1.9	1.9	1.9	1.9	1.9	1.9	1.9	0.0	0.0
2,5°	1.9	1.9	1.9	2.2	2.2	2.6	2.6	2.6	2.6	2.9	2.6	0.0	0.0
5,0°	2.6	2.6	2.6	2.6	2.9	2.9	2.9	2.6	2.9	2.9	2.6	0.1	0.1
7,5°	3.2	3.2	2.9	2.9	2.9	2.9	2.9	2.9	3.2	2.9	3.2	0.3	0.4
10,0°	6.1	4.8	4.2	3.5	3.5	3.5	3.5	3.2	3.2	2.9	3.2	1.9	2.4
12,5°	44.6	34.7	27.3	19.6	11.9	7.7	6.1	3.9	3.9	3.5	3.2	4.4	6.8
15,0°	67.5	69.1	61.0	47.5	26.7	20.9	15.4	17.3	17.0	14.1	10.9	8.7	15.5
17,5°	67.8	55.9	40.2	31.8	22.8	23.4	29.6	32.8	30.5	27.0	25.7	13.9	29.4
20,0°	74.5	82.5	80.6	71.0	54.6	40.8	31.5	31.5	31.8	34.7	37.3	18.6	48.0
22,5°	90.3	75.8	65.2	61.7	47.9	45.0	42.4	41.4	39.8	38.2	38.5	22.8	70.8
25,0°	81.9	65.8	54.0	46.9	44.6	45.6	43.7	40.2	36.9	38.5	39.2	25.9	96.7
27,5°	75.8	52.4	45.0	44.0	43.7	44.6	42.1	38.5	36.6	35.0	35.3	28.3	125.0
30,0°	63.3	50.1	47.9	46.9	46.6	45.6	40.5	34.0	32.4	33.1	33.4	30.1	155.1
32,5°	65.2	59.1	55.9	54.0	50.1	45.3	39.5	34.7	31.8	30.8	30.8	32.1	187.2
35,0°	88.7	79.7	71.3	64.6	57.5	48.5	39.2	33.7	30.5	29.6	29.6	34.3	221.5
37,5°	87.7	80.3	72.9	66.8	61.3	53.0	45.3	38.9	33.7	31.5	31.5	35.4	256.9
40,0°	85.4	76.1	68.7	63.3	58.5	50.8	43.0	36.9	34.7	34.4	34.7	35.6	292.5
42,5°	80.9	73.9	67.5	62.3	57.5	49.1	42.4	36.0	33.4	31.8	32.1	35.9	328.4
45,0°	79.3	73.9	66.2	60.4	54.3	45.9	38.2	33.1	30.2	28.3	28.9	35.9	364.4
47,5°	77.7	73.9	66.2	58.5	51.1	42.4	35.0	29.6	27.9	25.7	26.3	36.3	400.6
50,0°	74.8	69.7	63.0	54.6	47.2	38.5	31.2	26.7	24.1	22.8	23.1	37.0	437.6
52,5°	73.6	69.1	62.3	50.8	44.0	36.0	28.9	23.8	21.8	20.2	21.2	37.5	475.2
55,0°	72.6	65.8	59.1	46.3	39.8	32.1	26.0	21.5	19.3	18.3	18.6	38.2	513.4
57,5°	71.6	64.2	58.5	43.4	36.0	29.9	23.4	19.3	17.3	16.4	16.7	39.7	553.1
60,0°	73.2	66.5	58.8	40.2	33.1	27.0	21.2	17.7	15.7	15.4	15.4	42.0	595.1
62,5°	72.6	71.3	59.7	40.2	29.6	24.1	19.6	16.4	14.5	14.1	14.1	43.8	638.8
65,0°	75.8	73.6	58.8	40.2	26.3	21.8	18.0	15.4	13.8	12.8	13.5	44.6	683.5
67,5°	73.6	72.9	60.1	42.4	24.7	19.6	16.7	14.5	12.8	12.2	12.2	43.5	726.9
70,0°	73.9	76.4	64.6	51.1	27.3	18.0	15.4	13.5	12.2	11.6	11.6	45.6	772.5
72,5°	72.6	69.4	52.4	45.9	29.6	16.7	14.5	12.5	11.2	10.6	10.3	44.5	817.0
75,0°	67.1	53.3	48.5	32.4	23.4	14.8	13.2	11.6	10.6	9.6	9.6	37.1	854.1
77,5°	63.9	43.4	36.6	21.8	17.7	14.1	12.2	10.6	9.6	9.0	8.4	28.9	883.0
80,0°	41.1	32.8	26.0	21.8	18.0	13.5	11.2	9.6	8.7	8.0	7.7	21.0	904.0
82,5°	27.6	25.4	20.9	22.8	17.3	12.5	10.6	8.7	7.7	7.7	7.1	13.6	917.6
85,0°	22.2	19.6	18.6	18.6	14.8	10.6	9.3	8.0	7.4	7.1	6.4	8.7	926.2
87,5°	19.0	15.7	14.1	14.1	11.6	8.7	7.7	7.1	6.4	6.4	6.4	5.8	932.0
90,0°	14.8	11.9	9.6	8.7	7.7	7.1	6.4	5.8	5.8	5.5	5.1	4.3	936.3
92,5°	10.6	9.3	8.0	7.1	6.4	5.8	5.1	5.1	4.5	4.5	4.5	3.6	940.0
95,0°	8.7	8.4	7.7	7.1	6.4	5.8	5.1	5.1	4.8	4.5	4.5	3.3	943.3
97,5°	8.7	8.4	7.7	7.1	6.4	5.8	5.8	5.1	4.8	4.8	4.5	3.2	946.4
100,0°	9.0	8.4	7.7	7.1	6.4	6.1	5.8	5.1	4.8	4.8	4.5	3.2	949.6
102,5°	9.0	8.4	7.7	7.1	6.4	6.4	5.8	5.1	5.1	5.1	4.5	3.2	952.8
105,0°	9.0	8.4	7.7	7.1	6.4	6.4	5.8	5.1	5.1	5.1	4.5	3.1	955.9
107,5°	9.0	8.4	7.7	7.1	6.4	6.4	5.8	5.8	5.1	5.1	4.5	3.1	959.0
110,0°	8.7	8.4	7.7	7.1	6.4	6.4	5.8	5.8	5.1	5.1	3.9	3.0	962.0
112,5°	9.0	8.4	7.7	7.1	6.7	6.4	5.8	5.8	5.1	4.8	3.2	2.9	965.0

Photometric test report

Family CITY-LIGHT 120 LED	Order number: 5XA5285LF14H EAN: 4058352835531	LP number 57136_47
-------------------------------------	--	------------------------------

Table of values for luminous intensities	Maximum luminous intensity	siteco
---	-----------------------------------	---------------

C-planes	0° 180°	5° 175°	10° 170°	15° 165°	20° 160°	25° 155°	30° 150°	35° 145°	40° 140°	45° 135°	50° 130°	55° 125°	60° 120°
γ	Luminous intensity in cd/klm												
115,0°	13.5	13.8	14.1	14.1	14.5	14.5	14.8	14.8	14.8	14.8	14.8	15.1	15.1
117,5°	13.2	13.5	14.1	14.1	14.1	14.5	14.5	14.5	14.5	14.8	14.8	14.8	14.8
120,0°	12.8	13.5	13.8	14.1	14.1	14.1	14.1	14.5	14.5	14.8	14.8	14.8	14.8
122,5°	12.8	13.5	13.5	13.8	14.1	14.1	14.1	14.1	14.1	14.1	14.1	14.5	14.5
125,0°	12.8	12.8	13.5	13.5	13.8	13.8	13.8	14.1	14.1	14.1	14.1	14.1	14.1
127,5°	12.8	12.8	13.2	13.5	13.5	13.5	13.8	13.8	13.8	13.8	13.8	14.1	14.1
130,0°	12.2	12.8	12.8	12.8	13.5	13.5	13.5	13.5	13.5	13.5	13.5	13.8	13.5
132,5°	12.2	12.2	12.8	12.8	12.8	13.2	13.5	13.5	13.5	13.5	13.5	13.5	13.5
135,0°	12.2	12.2	12.2	12.8	12.8	12.8	12.8	12.8	12.8	13.2	13.2	13.2	12.8
137,5°	11.6	11.9	12.2	12.2	12.5	12.5	12.8	12.8	12.8	12.8	12.8	12.8	12.8
140,0°	10.9	11.6	11.6	11.9	12.2	12.2	12.2	12.2	12.2	12.2	12.2	12.8	12.5
142,5°	10.9	10.9	11.2	11.6	11.6	11.6	11.9	11.9	12.2	12.2	12.2	12.2	12.2
145,0°	10.3	10.9	10.9	10.9	10.9	11.2	11.6	11.6	11.6	11.6	11.6	11.6	11.6
147,5°	10.3	10.3	10.3	10.9	10.9	10.9	10.9	11.2	11.2	11.6	11.6	11.6	11.6
150,0°	9.6	9.6	10.3	10.3	10.3	10.9	10.9	10.9	10.9	10.9	10.9	10.9	10.9
165,0°	5.1	5.1	5.8	5.8	5.8	5.8	5.8	5.8	5.8	5.8	5.8	5.8	5.1
180,0°	0.0	0.0	0.0	0.0	0.0	0.0	0.0	0.0	0.0	0.0	0.0	0.0	0.0

Photometric test report

Family CITY-LIGHT 120 LED	Order number: 5XA5285LF14H EAN: 4058352835531	LP number 57136_47
		siteco

C-planes	65° 115°	70° 110°	75° 105°	80° 100°	85° 95°	90°	185° 355°	190° 350°	195° 345°	200° 340°	205° 335°	210° 330°	215° 325°
γ	Luminous intensity in cd/klm												
115,0°	15.1	15.1	15.1	14.8	12.5	7.7	12.8	12.2	12.2	11.6	10.9	10.3	9.6
117,5°	14.8	14.8	14.8	14.8	10.6	4.5	12.8	12.2	11.9	11.2	10.9	10.3	9.6
120,0°	14.8	14.8	14.8	14.8	9.3	4.5	12.8	12.2	11.9	11.2	10.9	10.3	9.6
122,5°	14.8	14.5	14.8	14.5	8.4	3.9	12.5	12.2	11.6	10.9	10.9	10.3	9.6
125,0°	14.1	14.1	14.1	13.8	7.7	3.9	12.2	12.2	11.6	10.9	10.6	10.0	9.6
127,5°	14.1	14.1	14.1	13.5	7.1	3.9	12.2	11.6	11.6	10.9	10.3	10.0	9.6
130,0°	13.8	13.8	14.1	12.5	6.7	3.9	12.2	11.6	11.6	10.9	10.3	10.0	9.3
132,5°	13.5	13.5	13.5	11.2	6.4	3.9	11.6	11.6	10.9	10.6	10.3	9.6	9.0
135,0°	13.2	12.8	12.8	10.3	6.1	3.9	11.6	10.9	10.9	10.3	10.3	9.6	9.0
137,5°	12.8	12.8	12.8	9.3	5.8	3.9	11.6	10.9	10.9	10.3	9.6	9.3	9.0
140,0°	12.5	12.5	11.9	8.4	5.5	3.9	10.9	10.3	10.3	9.6	9.3	9.0	8.4
142,5°	12.2	12.2	10.9	7.7	5.1	3.9	10.3	10.3	10.0	9.6	9.0	9.0	8.4
145,0°	11.6	11.6	10.0	7.4	5.1	3.9	10.3	9.6	9.6	9.0	9.0	8.4	8.4
147,5°	11.6	10.9	9.0	7.1	5.1	3.9	9.6	9.6	9.0	9.0	8.4	8.4	7.7
150,0°	10.9	10.0	8.0	6.7	4.8	3.9	9.6	9.0	9.0	8.4	8.4	8.0	7.7
165,0°	4.8	4.5	3.9	3.2	3.2	2.6	5.1	5.1	4.5	4.5	4.5	4.5	3.9
180,0°	0.0	0.0	0.0	0.0	0.0	0.0	0.0	0.0	0.0	0.0	0.0	0.0	0.0

C-planes	220° 320°	225° 315°	230° 310°	235° 305°	240° 300°	245° 295°	250° 290°	255° 285°	260° 280°	265° 275°	270°	Phi-zone	Total Phi-zone
γ	Luminous intensity in cd/klm											Luminous flux in lm/klm	
115,0°	9.0	8.4	7.7	7.1	7.1	6.4	6.4	5.8	5.5	4.5	2.6	2.9	967.8
117,5°	9.0	8.4	7.7	7.1	7.1	6.4	5.8	5.8	5.8	3.9	2.6	2.7	970.5
120,0°	9.0	8.4	7.7	7.4	7.1	6.4	6.4	5.8	5.5	3.9	1.9	2.7	973.2
122,5°	9.0	8.4	7.7	7.7	7.1	6.4	6.4	5.8	5.8	3.9	2.6	2.6	975.8
125,0°	9.0	8.4	7.7	7.4	7.1	6.4	6.4	5.8	5.5	3.9	1.9	2.4	978.2
127,5°	9.0	8.4	7.7	7.7	7.1	6.4	6.4	6.1	5.1	3.9	2.6	2.3	980.5
130,0°	9.0	8.4	8.0	7.7	7.1	6.7	6.4	6.1	5.1	3.9	2.6	2.2	982.8
132,5°	9.0	8.4	7.7	7.7	7.1	6.7	6.4	5.8	4.5	3.9	2.6	2.1	984.8
135,0°	8.7	8.0	7.7	7.4	7.1	6.7	6.4	5.8	4.5	3.9	2.6	2.0	986.8
137,5°	8.4	8.0	7.7	7.1	7.1	6.4	6.4	5.8	4.5	3.5	2.6	1.8	988.6
140,0°	8.4	7.7	7.4	7.1	6.7	6.4	6.1	5.5	4.5	3.2	2.6	1.7	990.3
142,5°	7.7	7.7	7.1	7.1	6.4	6.4	5.8	5.1	4.2	3.2	2.6	1.5	991.8
145,0°	7.7	7.7	7.1	7.1	6.4	6.4	5.8	4.8	4.5	3.2	2.6	1.4	993.2
147,5°	7.7	7.1	7.1	7.1	6.4	6.4	5.8	4.5	4.2	3.5	3.2	1.3	994.5
150,0°	7.4	7.1	7.1	6.4	6.4	6.1	5.1	4.5	3.9	3.5	3.2	3.6	998.1
165,0°	3.9	3.9	3.5	3.2	3.2	2.9	2.6	2.6	2.6	2.6	1.9	1.9	1000.0
180,0°	0.0	0.0	0.0	0.0	0.0	0.0	0.0	0.0	0.0	0.0	0.0	0.0	1000.0

Photometric test report

Family CITY-LIGHT 120 LED	Order number: 5XA5285LF14H EAN: 4058352835531	LP number 57136_47
-------------------------------------	--	------------------------------

Dimming levels table	environmental temperature: 25°C	siteco
-----------------------------	---------------------------------	---------------

Luminous flux %	Dimming level linear	Dimming level logarithmic	Luminous flux [lm]	Power consumption [W]	Power consumption [W]	Power consumption [W]
				start of lifetime	end of lifetime	average
100	254	254	1510	10.0	10.4	10.2
95	241	252	1433	9.5	9.9	9.7
90	229	250	1361	9.0	9.3	9.2
85	216	248	1284	8.5	8.8	8.6
80	203	246	1207	8.0	8.3	8.2
75	190	243	1130	7.6	7.7	7.6
70	178	241	1058	7.1	7.3	7.2
65	165	238	981	6.6	6.8	6.7
60	152	235	904	6.1	6.4	6.2
55	140	232	832	5.7	5.9	5.8
50	127	229	755	5.3	5.5	5.4
45	114	225	678	4.8	5.0	4.9
40	102	221	606	4.4	4.6	4.5
35	89	216	529	4.0	4.1	4.0
30	76	210	452	3.6	3.7	3.6
30	75	209	446	3.5	3.7	3.6