

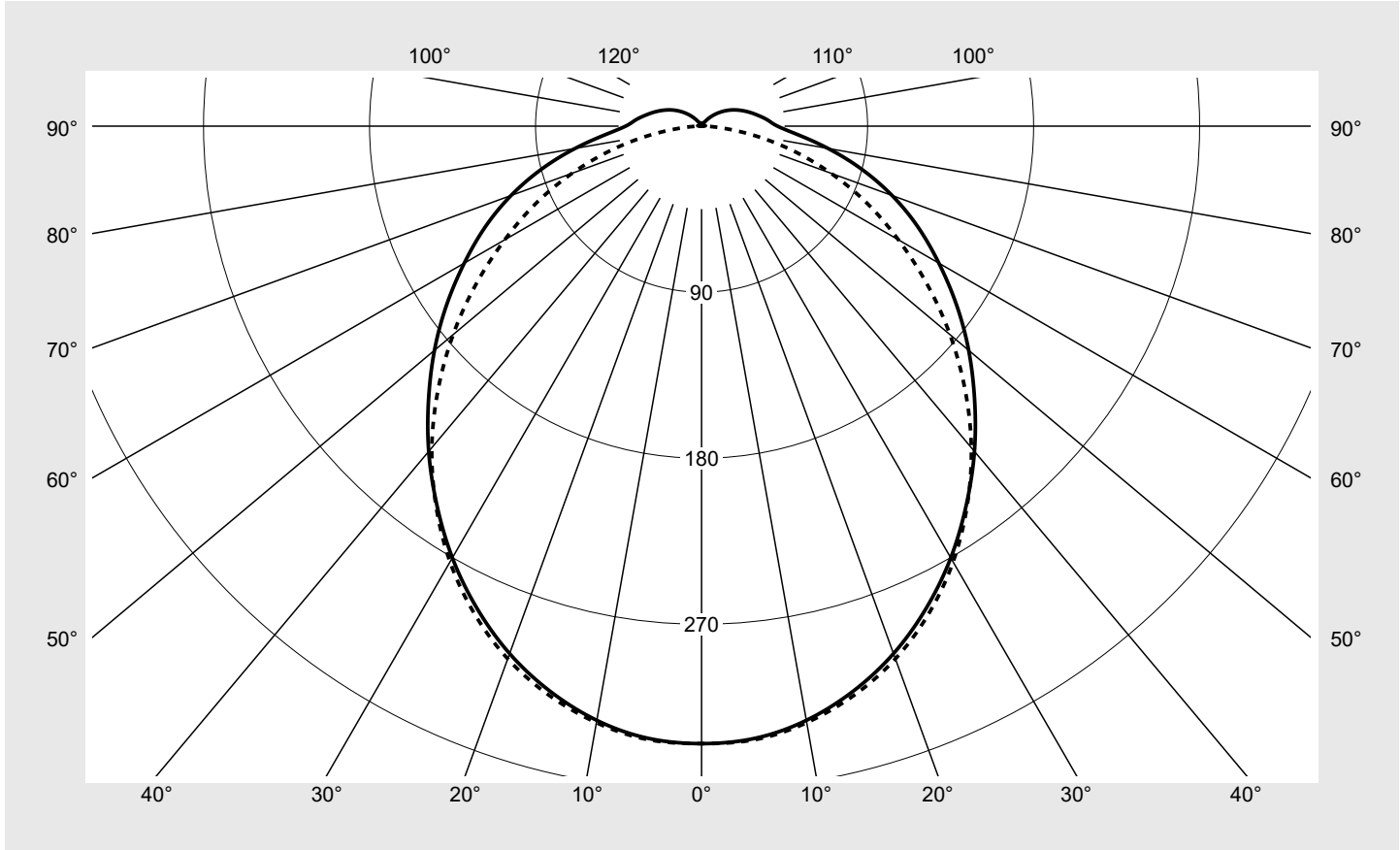


Photometric test report

Family Monsun® 21	Order number: 51FB107L447J3G EAN: 4058352757086	LP number 59393_11
	Version prismatic diffuser, opal, PMMA, extremely wide distribution, emergence lighting 3h Lamps LED 4000 K CRI ≥ 80 Controlgear ECG Setting 3 h Rated values Net luminous flux = 850 lm Power consumption = 4.5 W Luminous efficacy = 188.9 lm/W	serial documentation 23.02.2023
		

Luminous intensity in cd/klm C180-0 C270-90 **Imax: 335 cd/klm**



Classifications	
DIN 5040	A 4 1
CIE	N1=46 N2=76 N3=93 N4=94 N5=100

Luminaire light output ratios	
η_{LB}	100.0%
ϕ_u	93.9%
ϕ_o	6.1%

Measurement conditions
 DIN EN 13032 and DIN 5032

Photometric test report

Family Monsun® 21	Order number: 51FB107L447J3G EAN: 4058352757086	LP number 59393_11
Table of values for luminous intensities		Maximum luminous intensity
		siteco

C-planes γ	0° 180°	15°	30°	45°	60°	75°	90° 270°	Phi-zone	Total Phi-zone
		165° 195° 345°	150° 210° 330°	135° 225° 315°	120° 240° 300°	105° 255° 285°			
Luminous intensity in cd/klm							Luminous flux in lm/klm		
0°	334.7	334.7	334.7	334.7	334.7	334.7	334.7	2.0	2.0
5°	333.1	333.6	331.1	331.9	332.7	333.2	333.8	15.9	17.9
10°	327.1	327.9	325.6	326.0	327.2	327.9	328.3	31.1	49.0
15°	317.2	318.4	316.4	316.9	317.9	318.6	319.4	45.1	94.1
20°	304.3	305.5	304.0	304.0	305.5	306.0	307.3	57.2	151.3
25°	288.3	289.5	288.3	288.0	289.4	289.8	291.5	67.0	218.3
30°	270.2	271.6	270.4	269.7	270.4	271.0	272.7	74.2	292.5
35°	250.3	251.6	250.4	249.2	249.0	249.3	251.0	78.6	371.1
40°	230.1	230.9	229.3	227.2	226.1	225.6	227.5	80.3	451.4
45°	209.3	209.8	207.4	204.4	202.0	200.5	202.0	79.4	530.9
50°	189.0	188.7	186.0	181.6	177.7	174.7	175.8	76.4	607.2
55°	168.7	168.2	164.8	159.1	153.5	149.2	149.2	71.4	678.6
60°	148.6	147.7	143.7	136.7	130.2	124.3	123.2	64.8	743.4
65°	129.5	127.8	123.0	114.9	108.3	100.8	99.1	57.1	800.4
70°	109.9	108.0	102.2	93.4	85.8	77.4	74.6	48.0	848.4
75°	89.7	87.9	81.7	72.5	63.8	55.3	51.1	38.1	886.5
80°	69.6	67.6	61.9	52.4	43.1	34.0	28.9	27.7	914.2
85°	52.2	49.9	44.6	35.4	25.7	16.3	10.6	18.5	932.7
90°	41.2	39.2	34.0	25.7	16.3	7.4	2.3	13.2	945.9
95°	36.2	34.5	30.1	22.6	13.9	5.6	2.0	11.4	957.3
100°	31.8	30.4	26.2	19.4	11.5	4.0	1.7	9.7	967.1
105°	27.9	26.5	22.5	16.5	9.2	2.5	1.5	8.1	975.2
110°	24.2	22.6	19.2	13.5	6.9	1.5	1.3	6.6	981.8
115°	20.8	19.1	16.0	10.8	4.9	1.4	1.2	5.2	987.0
120°	17.3	15.9	12.9	8.1	3.1	1.3	1.2	4.0	991.0
125°	13.9	12.5	9.8	5.6	1.6	1.3	1.1	2.9	993.8
130°	10.5	9.4	7.0	3.5	1.5	1.3	1.1	2.0	995.8
135°	7.3	6.4	4.4	1.9	1.5	1.2	1.0	1.3	997.1
140°	4.5	3.8	2.3	1.7	1.5	1.2	1.1	0.8	997.9
145°	2.3	2.1	1.9	1.7	1.5	1.3	1.2	0.5	998.4
150°	2.0	2.0	1.9	1.7	1.5	1.4	1.3	0.5	998.9
155°	1.9	1.9	1.8	1.7	1.5	1.4	1.4	0.4	999.3
160°	1.8	1.8	1.7	1.6	1.5	1.5	1.4	0.3	999.6
165°	1.7	1.7	1.6	1.5	1.5	1.5	1.4	0.2	999.8
170°	1.5	1.5	1.5	1.5	1.5	1.5	1.4	0.1	999.9
175°	1.5	1.5	1.5	1.5	1.5	1.5	1.5	0.1	1000.0
180°	1.5	1.5	1.5	1.5	1.5	1.5	1.5	0.0	1000.0

Photometric test report

Family Monsun® 21	Order number: 51FB107L447J3G EAN: 4058352757086	LP number 59393_11
-----------------------------	--	------------------------------

UGR-Table	Standard room	siteco
------------------	----------------------	---------------

Reflection factor of ceiling	0.7	0.7	0.5	0.5	0.3	0.7	0.7	0.5	0.5	0.3	
Reflection factor of walls	0.5	0.3	0.5	0.3	0.3	0.5	0.3	0.5	0.3	0.3	
Reflection factor of floor	0.2	0.2	0.2	0.2	0.2	0.2	0.2	0.2	0.2	0.2	
Room dimensions	View crosswise (C0)					View endwise (C90)					
x	y										
2H	2H	14.1	15.8	14.4	16.1	16.4	13.9	15.6	14.3	15.9	16.3
	3H	15.9	17.5	16.3	17.8	18.1	15.4	16.9	15.8	17.3	17.6
	4H	16.7	18.2	17.1	18.6	18.9	16.0	17.4	16.4	17.8	18.2
	6H	17.5	18.8	17.9	19.2	19.6	16.4	17.7	16.8	18.1	18.5
	8H	17.8	19.1	18.3	19.5	19.9	16.5	17.8	16.9	18.2	18.6
	12H	18.1	19.3	18.6	19.7	20.1	16.6	17.8	17.0	18.2	18.6
4H	2H	14.8	16.3	15.2	16.6	17.0	14.7	16.1	15.1	16.5	16.8
	3H	16.8	18.1	17.2	18.5	18.9	16.3	17.6	16.8	18.0	18.4
	4H	17.8	18.9	18.2	19.3	19.8	17.0	18.2	17.5	18.6	19.0
	6H	18.7	19.7	19.1	20.1	20.6	17.5	18.5	18.0	19.0	19.4
	8H	19.1	20.0	19.6	20.5	20.9	17.7	18.6	18.2	19.1	19.5
	12H	19.5	20.3	20.0	20.8	21.3	17.8	18.6	18.3	19.1	19.6
8H	4H	18.1	19.1	18.6	19.5	20.0	17.5	18.4	17.9	18.8	19.3
	6H	19.2	20.0	19.7	20.4	20.9	18.1	18.9	18.6	19.4	19.8
	8H	19.7	20.4	20.2	20.9	21.4	18.3	19.0	18.8	19.5	20.0
	12H	20.2	20.8	20.7	21.3	21.9	18.5	19.1	19.0	19.6	20.1
12H	4H	18.2	19.0	18.6	19.5	19.9	17.6	18.4	18.0	18.8	19.3
	6H	19.3	20.0	19.8	20.4	21.0	18.3	18.9	18.8	19.4	19.9
	8H	19.9	20.4	20.4	20.9	21.5	18.5	19.1	19.1	19.6	20.2

Luminance table	Max. for $\gamma \geq 65^\circ$	Photometric dimensions in mm:	L = 1299	H(C0) = 21	H(C180) = 21
			B = 87	H(C90) = 21	H(C270) = 21

C-planes	γ	Luminance in cd/m ²							
		0° 180°	15° 165° 195° 345°	30° 150° 210° 330°	45° 135° 225° 315°	60° 120° 240° 300°	75° 105° 255° 285°	90° 270°	
	45°	1793.4	1803.4	1812.9	1838.8	1893.4	1978.3	2114.7	
	50°	1717.8	1721.3	1728.9	1746.2	1792.2	1870.1	2018.3	
	55°	1644.9	1647.7	1649.1	1655.6	1687.8	1760.6	1912.3	
	60°	1575.9	1574.5	1570.4	1563.5	1588.5	1646.5	1803.1	
	65°	1518.4	1507.7	1493.9	1470.0	1494.8	1537.0	1704.3	
	70°	1453.0	1437.4	1407.0	1368.5	1376.5	1400.7	1571.2	
	75°	1370.7	1354.0	1311.2	1254.2	1234.5	1244.5	1401.0	
	80°	1273.2	1248.9	1200.9	1116.1	1058.4	1019.4	1146.5	
	85°	1197.9	1160.2	1106.2	990.2	874.1	743.2	774.7	

Photometric test report

Family Monsun® 21	Order number: 51FB107L447J3G EAN: 4058352757086	LP number 59393_11
------------------------------------	--	-------------------------------------



Luminance values in cd/m²

