
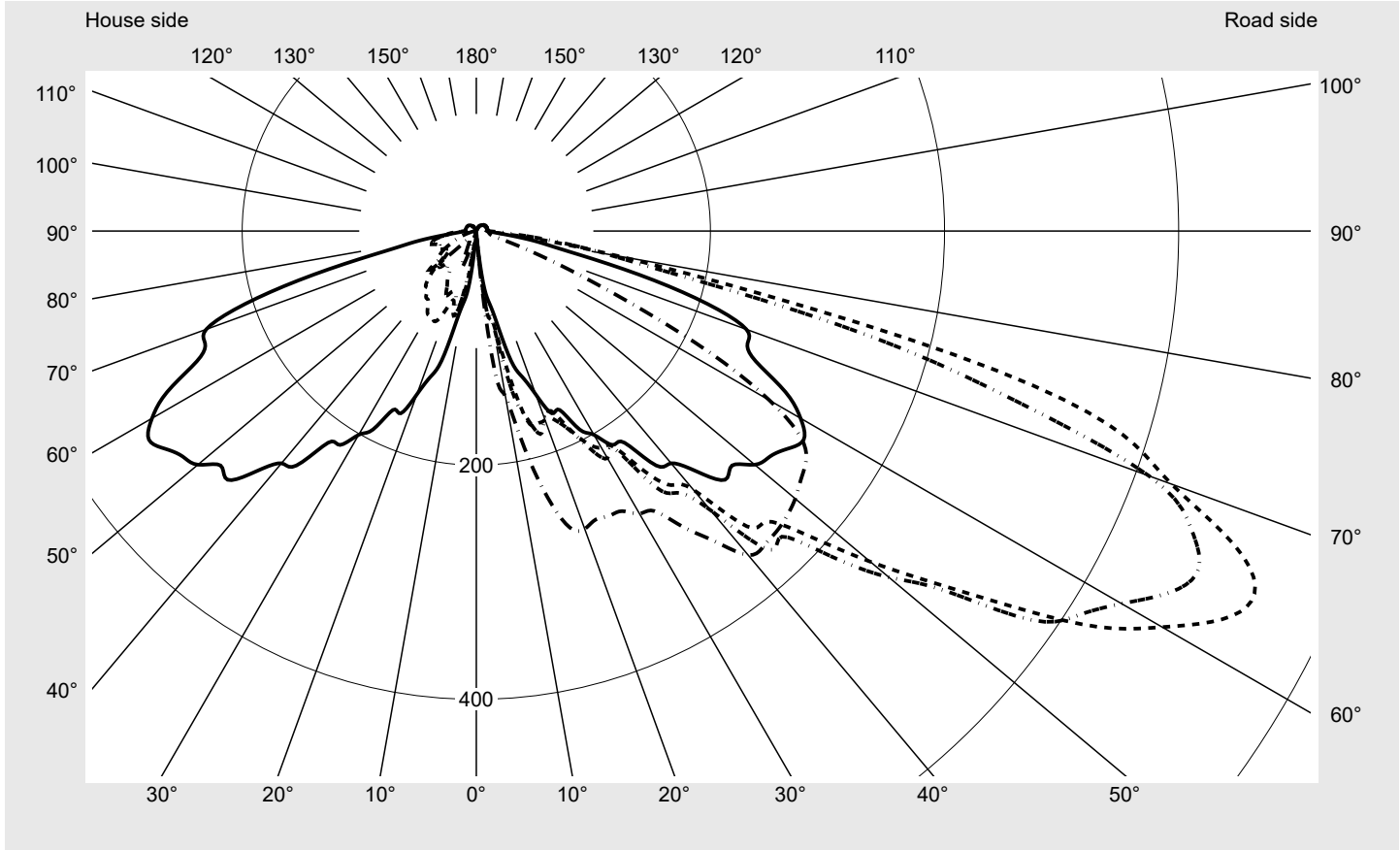


Photometric test report

Family DL 11 iQ	Order number: 5XA5565EF14H000022 EAN: 4058352955840	LP number 59403_44
	Version post-top- or mounting to wall arm Optic asymmetric, wide distribution (ST1.2a) Cover cover transparent, PMMA Lamps LED 3000 K CRI ≥ 70 Controlgear ECG SITECO iQ Rated values Net luminous flux = 1560 lm Power consumption = 10.5 W Luminous efficacy = 148.6 lm/W	serial documentation 13.09.2023



Luminous intensity in cd/klm C180-0 C205-25 C210-30 C270-90 **Imax: 733 cd/klm**



Luminaire output ratios	
Eta	100.0%
Eta 0° - 90°	96.0%
Eta 90° - 180°	4.0%

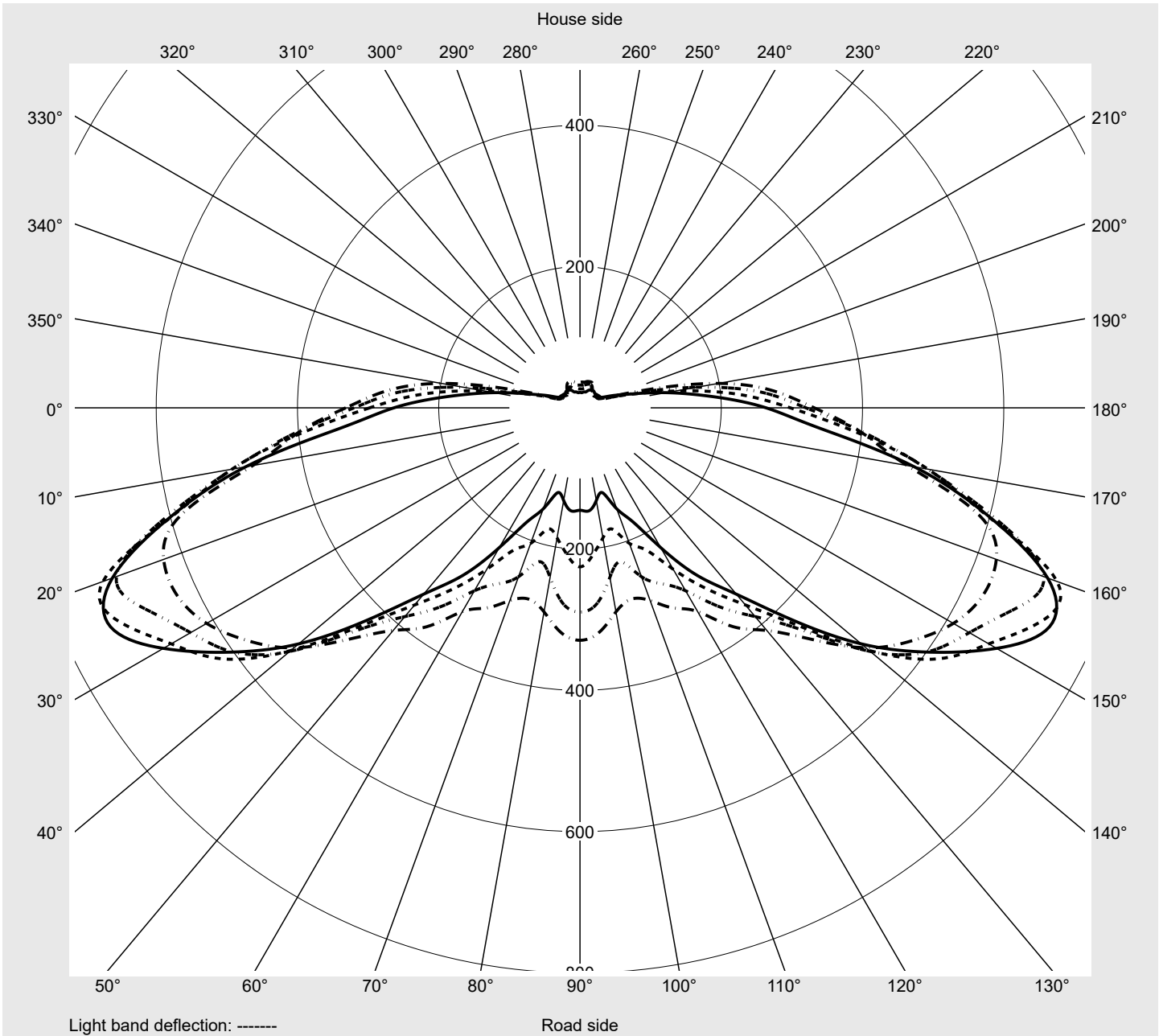
Luminous intensity class acc. to EN13201-2	
Class:	G2
Imax 70°	634.9
Imax 80°	143.9
Imax 90°	9.9
Imax >90°	9.7
Imax >95°	9.6

Measurement conditions
DIN EN 13032 and DIN 5032

Photometric test report

Family DL 11 iQ	Order number: 5XA5565EF14H000022 EAN: 4058352955840	LP number 59403_44
---------------------------	--	------------------------------

Envelope curve in cd/klm **KMK 65°** **KMK 62,5°** **KMK 60°** **KMK 57,5°** **siteco**



Photometric test report

Family DL 11 iQ	Order number: 5XA5565EF14H000022 EAN: 4058352955840	LP number 59403_44
Table of values for luminous intensities		Maximum luminous intensity
		siteco

C-planes	0° 180°	5° 175°	10° 170°	15° 165°	20° 160°	25° 155°	30° 150°	35° 145°	40° 140°	45° 135°	50° 130°	55° 125°	60° 120°
γ	Luminous intensity in cd/klm												
0,0°	3.7	3.7	3.7	3.7	3.7	3.7	3.7	3.7	3.7	3.7	3.7	3.7	3.7
2,5°	4.4	4.4	4.7	5.0	5.1	5.4	5.5	5.6	5.9	6.1	6.2	6.4	6.4
5,0°	9.6	11.4	13.1	14.3	16.0	18.8	22.4	25.9	28.9	29.9	30.9	31.5	31.7
7,5°	44.2	52.1	58.1	63.1	67.5	70.7	70.0	68.9	67.1	68.3	70.7	76.8	83.4
10,0°	61.6	64.0	67.8	71.3	73.3	75.8	76.4	81.4	94.0	105.9	116.2	126.6	129.5
12,5°	79.5	83.4	88.9	94.1	103.8	118.9	138.2	149.8	158.4	156.4	151.3	155.3	161.5
15,0°	114.7	121.7	133.9	149.0	160.7	167.1	164.4	167.4	172.0	173.9	179.2	181.1	185.1
17,5°	130.7	148.5	162.5	169.8	170.6	172.6	181.8	183.0	187.6	188.2	193.2	195.3	201.8
20,0°	148.6	153.7	162.3	168.3	169.4	171.4	170.6	177.8	179.6	185.0	187.4	197.0	204.9
22,5°	168.5	172.9	176.0	175.8	170.4	166.3	174.4	181.6	183.0	189.2	197.7	204.9	214.2
25,0°	168.6	171.9	185.0	191.1	189.8	185.0	187.1	194.1	202.7	205.0	215.1	224.0	235.1
27,5°	191.1	199.9	199.5	197.5	194.1	204.0	208.8	215.9	220.4	226.8	238.3	246.2	256.0
30,0°	201.0	208.3	213.3	209.7	211.0	213.6	224.0	239.1	248.3	252.9	264.8	274.1	284.6
32,5°	216.6	221.1	215.1	216.2	213.9	218.6	221.0	242.5	259.1	275.1	283.4	291.9	302.0
35,0°	220.7	229.2	235.9	237.3	242.0	250.4	266.8	285.5	297.4	317.1	322.7	323.2	330.1
37,5°	252.5	255.6	254.8	253.9	262.0	273.6	281.8	304.4	320.6	332.3	348.4	350.6	354.8
40,0°	259.0	261.6	264.9	261.8	269.2	288.4	311.1	332.0	348.9	364.3	364.5	383.4	381.4
42,5°	278.4	285.4	290.4	301.6	312.5	342.1	369.2	383.3	391.4	403.3	407.4	403.3	398.8
45,0°	300.5	295.6	301.1	303.5	319.5	350.9	369.2	396.9	416.2	432.1	433.2	417.6	415.7
47,5°	296.4	299.9	317.8	331.2	344.6	385.7	411.5	438.6	438.1	440.6	442.0	431.4	427.2
50,0°	310.5	329.2	354.3	381.7	383.9	439.4	460.0	461.9	454.2	445.3	441.7	426.3	415.6
52,5°	316.3	355.3	388.9	461.0	463.6	494.2	504.5	503.6	481.8	463.5	438.6	427.0	397.7
55,0°	324.3	380.8	415.5	516.1	537.3	559.3	579.3	537.0	519.3	469.8	432.3	407.1	360.7
57,5°	331.6	400.3	470.5	584.4	627.3	629.2	610.4	574.6	528.6	463.4	411.5	378.3	333.1
60,0°	319.9	404.1	499.5	610.5	698.5	676.6	636.6	601.8	536.6	444.9	385.8	343.6	299.1
62,5°	297.8	392.0	500.4	600.3	718.8	718.2	668.3	619.5	534.4	435.3	364.3	312.8	263.8
65,0°	263.5	343.6	480.6	602.0	704.6	733.5	681.0	603.0	519.9	424.3	344.4	289.8	228.4
67,5°	250.8	303.5	438.2	556.0	685.4	701.0	660.4	581.0	492.2	387.6	322.2	261.4	193.0
70,0°	245.5	319.2	430.0	545.7	634.9	632.0	611.6	517.2	432.6	351.0	293.0	228.8	167.4
72,5°	207.1	318.1	380.7	505.6	587.6	579.4	484.4	431.1	348.9	273.7	219.4	178.0	140.7
75,0°	143.8	247.7	325.9	438.7	469.0	459.7	351.7	300.9	217.3	180.8	168.5	156.9	129.4
77,5°	81.4	141.0	207.8	276.8	306.8	252.9	187.0	164.4	138.6	123.4	121.0	121.3	107.8
80,0°	53.6	70.8	103.8	124.8	143.9	122.8	112.7	121.2	96.9	67.4	50.3	42.9	45.8
82,5°	30.3	38.3	41.3	53.9	61.6	53.2	69.1	84.9	67.8	47.0	24.2	19.8	15.6
85,0°	17.0	18.2	15.5	14.4	14.2	18.3	35.4	48.2	39.6	20.8	15.3	13.9	11.5
87,5°	12.0	11.5	11.5	11.7	12.2	14.4	18.4	19.6	15.2	11.5	10.9	10.7	10.3
90,0°	9.4	9.6	9.6	9.8	9.9	9.9	9.9	9.9	9.9	9.9	9.9	9.8	9.8
92,5°	9.3	9.4	9.6	9.6	9.7	9.7	9.7	9.6	9.6	9.6	9.6	9.6	9.6
95,0°	9.3	9.3	9.6	9.6	9.7	9.6	9.6	9.6	9.6	9.6	9.6	9.6	9.6
97,5°	9.3	9.5	9.6	9.6	9.6	9.6	9.6	9.6	9.6	9.6	9.6	9.6	9.6
100,0°	9.3	9.3	9.6	9.6	9.6	9.6	9.6	9.6	9.6	9.6	9.6	9.6	9.6
102,5°	9.2	9.3	9.5	9.6	9.6	9.6	9.6	9.6	9.6	9.6	9.6	9.6	9.6
105,0°	9.0	9.3	9.3	9.5	9.6	9.6	9.6	9.6	9.6	9.6	9.6	9.6	9.6
107,5°	8.9	9.3	9.3	9.4	9.6	9.6	9.6	9.6	9.6	9.6	9.6	9.6	9.6
110,0°	8.9	9.1	9.3	9.3	9.3	9.3	9.3	9.3	9.3	9.6	9.5	9.6	9.6
112,5°	8.9	8.9	9.1	9.3	9.3	9.3	9.3	9.3	9.3	9.3	9.3	9.4	9.3

Photometric test report

Family DL 11 iQ	Order number: 5XA5565EF14H000022 EAN: 4058352955840	LP number 59403_44
Table of values for luminous intensities		Maximum luminous intensity
		siteco

C-planes	65° 115°	70° 110°	75° 105°	80° 100°	85° 95°	90°	185° 355°	190° 350°	195° 345°	200° 340°	205° 335°	210° 330°	215° 325°
γ	Luminous intensity in cd/klm												
0,0°	3.7	3.7	3.7	3.7	3.7	3.7	3.7	3.7	3.7	3.7	3.7	3.7	3.7
2,5°	6.6	6.7	6.8	6.8	6.6	6.7	4.1	4.0	3.9	3.9	3.8	3.7	3.7
5,0°	30.9	30.0	29.5	27.8	26.2	26.0	8.6	7.8	7.0	6.3	5.7	5.4	5.0
7,5°	93.6	102.6	107.7	110.3	117.4	120.7	38.9	28.7	19.8	14.6	10.2	7.6	6.1
10,0°	135.0	137.5	141.3	140.6	142.6	143.4	62.0	66.8	66.0	57.4	43.5	28.5	18.1
12,5°	171.8	182.2	187.4	187.3	186.0	189.5	73.9	70.0	66.5	65.2	64.1	65.4	59.3
15,0°	199.4	215.6	223.6	229.9	238.1	235.7	103.7	89.0	83.3	79.9	74.9	68.2	57.1
17,5°	207.9	222.0	239.4	252.3	262.3	265.5	117.3	99.2	82.6	73.3	63.6	57.5	51.1
20,0°	214.2	231.5	247.6	260.3	266.2	270.8	137.3	120.9	98.4	81.5	66.3	55.1	43.1
22,5°	222.1	231.4	245.5	259.6	264.7	266.7	154.3	140.9	117.2	100.4	79.2	56.8	37.5
25,0°	246.1	250.1	257.6	268.1	269.8	268.5	160.6	146.9	125.0	102.6	85.0	60.7	39.5
27,5°	264.7	270.3	275.1	274.2	272.0	269.7	178.5	160.6	132.7	105.1	82.0	54.3	33.9
30,0°	289.7	288.2	283.9	282.2	279.5	278.7	189.6	173.8	142.5	111.0	82.4	49.4	30.4
32,5°	307.8	302.3	292.9	291.4	289.5	283.6	206.9	190.0	149.3	114.8	77.2	43.5	28.5
35,0°	332.0	320.8	310.2	309.5	309.4	308.9	208.6	185.2	144.8	110.2	71.8	39.2	27.5
37,5°	361.0	358.1	342.0	336.7	334.5	333.7	238.9	210.1	161.5	124.0	70.6	40.7	29.1
40,0°	386.2	375.9	350.1	346.5	353.5	361.3	245.2	217.0	165.5	120.0	64.1	37.7	30.9
42,5°	403.2	382.4	357.8	357.1	363.4	364.1	260.9	220.2	158.9	110.6	64.0	37.4	33.7
45,0°	412.8	385.0	353.9	357.4	363.9	362.8	289.6	238.8	171.7	105.7	58.1	43.6	40.9
47,5°	416.7	373.2	351.6	359.0	363.1	360.0	284.0	224.2	153.8	90.3	50.0	42.2	36.6
50,0°	407.8	362.8	342.0	351.7	358.6	355.7	286.9	226.4	147.3	79.1	39.3	35.7	31.0
52,5°	384.7	350.6	334.0	340.1	350.2	349.4	286.7	224.8	130.4	64.9	34.3	31.0	27.7
55,0°	348.2	329.6	317.3	324.6	339.6	343.7	288.1	221.8	116.7	59.7	33.2	28.2	25.9
57,5°	312.6	290.4	280.4	293.3	318.6	329.1	275.1	199.2	99.7	46.3	30.7	27.7	27.1
60,0°	274.9	254.4	225.6	243.7	278.0	289.2	256.8	167.4	81.6	38.8	30.2	27.9	28.1
62,5°	222.3	204.2	177.9	186.9	209.0	225.1	223.2	137.1	73.4	45.1	33.8	29.4	29.2
65,0°	178.6	152.2	124.7	133.2	146.3	145.0	186.1	123.7	76.0	51.4	35.5	32.2	30.9
67,5°	141.3	105.0	73.6	81.4	85.6	84.5	173.3	116.6	72.1	47.8	36.1	33.9	33.4
70,0°	119.5	77.3	42.0	36.2	40.3	44.7	167.4	116.2	71.8	43.5	34.9	33.5	34.9
72,5°	99.2	51.0	25.1	18.7	17.8	19.5	150.0	108.1	67.7	41.7	37.6	35.6	37.2
75,0°	76.1	26.0	17.0	13.9	13.2	13.1	107.2	79.4	60.7	41.0	42.3	39.0	37.3
77,5°	43.9	18.2	14.4	12.3	11.9	11.9	61.8	54.5	50.8	39.1	38.1	37.4	36.0
80,0°	20.8	14.1	12.3	11.7	11.4	11.2	46.4	46.4	40.2	33.6	32.9	34.9	31.9
82,5°	13.0	11.7	11.2	10.9	10.9	10.8	30.1	29.8	28.2	25.1	26.6	25.5	22.6
85,0°	10.9	10.2	10.2	10.2	10.2	10.2	17.1	18.5	20.9	23.0	22.9	20.8	16.5
87,5°	10.1	9.7	9.9	9.9	9.9	9.9	12.6	13.8	14.9	15.4	15.2	14.4	12.9
90,0°	9.7	9.7	9.8	9.7	9.6	9.6	9.2	8.9	8.6	8.3	7.9	7.7	7.3
92,5°	9.6	9.6	9.6	9.6	9.6	9.6	8.8	8.5	8.1	7.7	7.3	6.9	6.6
95,0°	9.6	9.5	9.6	9.6	9.6	9.4	8.8	8.5	8.0	7.6	7.2	6.8	6.5
97,5°	9.6	9.6	9.6	9.6	9.6	9.6	8.8	8.5	8.1	7.7	7.2	6.8	6.5
100,0°	9.6	9.6	9.6	9.6	9.6	9.6	8.9	8.5	8.1	7.8	7.2	6.9	6.5
102,5°	9.6	9.6	9.6	9.6	9.6	9.6	8.8	8.4	8.1	7.8	7.4	6.9	6.6
105,0°	9.6	9.6	9.6	9.6	9.6	9.6	8.8	8.4	8.1	7.8	7.4	6.9	6.6
107,5°	9.6	9.6	9.6	9.6	9.6	9.6	8.7	8.4	8.0	7.6	7.4	6.9	6.5
110,0°	9.6	9.5	9.6	9.6	9.6	9.6	8.6	8.4	8.0	7.8	7.3	6.9	6.6
112,5°	9.3	9.3	9.5	9.4	9.6	9.4	8.6	8.3	8.0	7.7	7.4	7.0	6.6

Photometric test report

Family DL 11 iQ	Order number: 5XA5565EF14H000022 EAN: 4058352955840	LP number 59403_44
Table of values for luminous intensities		Maximum luminous intensity
		sITeco

C-planes	220° 320°	225° 315°	230° 310°	235° 305°	240° 300°	245° 295°	250° 290°	255° 285°	260° 280°	265° 275°	270°	Phi-zone	Total Phi-zone
γ	Luminous intensity in cd/klm											Luminous flux in lm/klm	
0,0°	3.7	3.7	3.7	3.7	3.7	3.7	3.7	3.7	3.7	3.7	3.7	0.0	0.0
2,5°	3.8	3.9	4.0	4.2	4.6	4.8	4.7	4.5	4.3	4.0	4.0	0.1	0.1
5,0°	4.7	4.4	4.1	3.9	3.6	3.6	3.5	3.5	3.3	3.3	3.3	0.3	0.4
7,5°	5.1	4.5	4.3	4.2	3.9	3.8	3.8	3.6	3.4	3.5	3.3	1.6	2.0
10,0°	12.2	8.5	5.7	4.7	4.1	3.6	3.6	3.8	3.8	3.6	4.0	3.1	5.1
12,5°	44.3	27.8	15.4	8.1	4.9	4.6	5.0	5.0	4.5	4.1	4.0	5.3	10.4
15,0°	53.0	53.4	49.1	39.6	25.5	15.2	8.0	4.5	3.9	3.7	3.6	8.1	18.5
17,5°	42.7	39.2	37.6	35.5	35.3	34.0	27.7	19.6	12.1	7.2	6.1	10.2	28.7
20,0°	33.3	30.2	29.6	27.3	25.6	24.6	24.5	24.4	24.9	27.8	27.5	11.8	40.5
22,5°	27.7	25.0	22.8	21.0	19.6	19.3	20.2	20.3	24.3	31.6	32.6	13.6	54.1
25,0°	30.4	23.4	19.3	18.1	16.8	17.5	21.7	18.9	20.2	22.9	22.7	15.8	69.9
27,5°	27.9	22.3	18.6	17.0	15.5	15.7	18.2	14.3	15.0	17.0	16.7	18.4	88.3
30,0°	26.4	22.6	19.3	17.5	15.6	15.2	15.6	13.1	12.0	13.2	13.3	21.2	109.5
32,5°	25.0	22.5	19.3	17.2	15.0	13.8	13.5	11.4	10.1	11.1	10.8	23.6	133.1
35,0°	25.4	22.2	19.4	17.3	15.4	13.6	12.5	10.6	9.1	9.9	9.8	27.3	160.4
37,5°	24.6	21.4	18.7	16.7	14.7	13.1	11.3	9.9	8.4	9.3	9.1	31.4	191.7
40,0°	27.9	23.2	18.7	16.1	15.7	13.4	11.6	9.6	8.3	8.9	8.8	34.9	226.6
42,5°	31.4	26.3	20.2	18.6	16.8	15.8	13.0	10.4	8.4	8.6	8.5	39.5	266.1
45,0°	32.7	25.2	22.7	23.1	23.1	22.2	21.9	17.2	11.7	9.6	8.5	42.9	309.0
47,5°	31.4	25.8	27.0	31.7	33.5	32.4	30.5	27.9	26.7	21.1	21.2	46.2	355.2
50,0°	27.3	26.1	29.6	35.2	39.3	39.9	39.0	39.6	38.8	41.6	51.7	49.8	405.0
52,5°	25.3	24.4	27.8	34.9	40.6	42.2	42.6	49.5	51.8	44.3	40.4	53.4	458.3
55,0°	24.4	24.2	27.5	35.8	44.3	45.9	44.3	41.8	39.8	38.8	37.9	56.3	514.6
57,5°	25.9	26.0	27.7	32.2	36.9	39.7	39.5	38.6	36.9	36.7	36.2	58.2	572.9
60,0°	26.8	25.5	26.4	30.0	34.6	36.4	35.7	34.2	32.7	32.2	32.2	58.3	631.2
62,5°	28.3	26.8	28.5	29.7	32.4	32.7	30.0	29.0	27.7	26.8	27.0	56.8	688.0
65,0°	29.9	29.4	30.5	29.7	29.1	27.0	24.0	23.4	22.3	21.5	22.0	54.1	742.1
67,5°	34.0	33.3	32.5	30.5	24.9	21.1	19.4	19.4	18.4	17.8	18.5	50.2	792.3
70,0°	37.6	34.4	33.1	29.8	20.5	16.1	15.0	15.2	14.8	14.1	14.4	46.4	838.7
72,5°	39.5	36.9	35.3	26.8	16.7	11.8	11.4	11.9	11.6	10.4	10.9	40.5	879.2
75,0°	39.2	35.7	32.0	22.5	16.1	8.9	8.5	8.8	8.5	7.7	7.8	31.9	911.1
77,5°	34.0	32.8	25.6	17.1	13.2	7.0	6.3	6.3	6.0	5.5	5.5	20.9	932.0
80,0°	27.6	25.2	17.8	11.3	7.9	5.9	5.3	5.0	4.7	4.2	4.2	12.1	944.1
82,5°	20.9	17.2	13.2	9.0	6.7	5.3	4.6	4.2	4.0	3.5	3.6	7.2	951.3
85,0°	13.6	11.9	11.3	9.6	7.6	4.9	4.2	3.9	3.7	3.2	3.3	4.2	955.5
87,5°	10.5	9.0	9.8	9.8	6.8	4.6	4.1	3.9	3.5	3.1	3.2	3.0	958.5
90,0°	6.8	6.4	6.3	6.2	5.0	4.4	4.0	3.6	3.5	3.0	3.2	2.2	960.7
92,5°	6.2	5.8	5.4	5.0	4.5	4.2	4.0	3.6	3.5	3.0	3.2	2.1	962.8
95,0°	6.2	5.8	5.4	5.0	4.5	4.3	4.0	3.7	3.5	3.2	3.3	2.1	964.9
97,5°	6.1	5.8	5.4	5.0	4.5	4.3	4.0	3.8	3.5	3.2	3.2	2.1	967.0
100,0°	6.2	5.8	5.4	5.1	4.6	4.4	4.0	3.9	3.5	3.2	3.3	2.1	969.1
102,5°	6.2	5.8	5.5	5.1	4.7	4.4	4.1	3.9	3.6	3.2	3.3	2.1	971.2
105,0°	6.3	5.8	5.5	5.2	4.7	4.5	4.1	4.0	3.7	3.3	3.3	2.1	973.2
107,5°	6.3	5.8	5.5	5.1	4.7	4.5	4.1	4.0	3.7	3.3	3.5	2.0	975.2
110,0°	6.3	6.0	5.5	5.2	4.8	4.5	4.3	4.0	3.8	3.4	3.5	2.0	977.2
112,5°	6.3	5.9	5.6	5.2	4.9	4.5	4.3	4.1	3.8	3.5	3.5	1.9	979.1

Photometric test report

Family DL 11 iQ	Order number: 5XA5565EF14H000022 EAN: 4058352955840	LP number 59403_44
Table of values for luminous intensities		Maximum luminous intensity
		siteco

C-planes	0° 180°	5° 175°	10° 170°	15° 165°	20° 160°	25° 155°	30° 150°	35° 145°	40° 140°	45° 135°	50° 130°	55° 125°	60° 120°
γ	Luminous intensity in cd/klm												
115,0°	8.9	8.9	9.0	9.2	9.3	9.3	9.3	9.3	9.3	9.3	9.3	9.3	9.3
117,5°	8.6	8.9	8.9	9.0	8.9	8.9	9.2	9.0	9.3	9.3	9.3	9.3	9.3
120,0°	8.6	8.8	8.9	8.9	8.9	8.9	8.9	8.9	8.9	8.9	9.0	9.3	9.2
122,5°	8.3	8.6	8.6	8.6	8.6	8.6	8.9	8.7	8.9	8.8	8.9	8.9	8.9
125,0°	8.3	8.3	8.4	8.5	8.6	8.6	8.6	8.6	8.6	8.6	8.6	8.6	8.6
127,5°	7.9	7.9	8.3	8.2	8.3	8.3	8.3	8.3	8.3	8.3	8.3	8.5	8.5
130,0°	7.6	7.7	7.8	7.9	7.9	7.9	7.9	7.9	7.9	8.1	8.2	8.3	8.3
132,5°	7.3	7.3	7.4	7.5	7.6	7.6	7.6	7.6	7.6	7.8	7.9	7.9	7.9
135,0°	6.9	6.9	6.9	7.2	7.3	7.3	7.3	7.3	7.3	7.4	7.5	7.6	7.6
137,5°	6.4	6.6	6.6	6.6	6.8	6.9	6.9	6.9	6.9	7.1	7.2	7.3	7.3
140,0°	5.9	6.1	6.3	6.3	6.4	6.5	6.6	6.6	6.6	6.8	6.9	6.9	6.9
142,5°	5.6	5.8	5.9	5.9	6.0	6.1	6.2	6.3	6.3	6.4	6.5	6.6	6.6
145,0°	5.3	5.4	5.6	5.6	5.6	5.7	5.9	5.9	5.9	6.0	6.1	6.2	6.3
147,5°	5.0	5.0	5.1	5.3	5.3	5.3	5.6	5.6	5.6	5.6	5.6	5.8	5.9
150,0°	4.3	4.5	4.6	4.6	4.8	4.8	5.0	5.0	5.0	5.2	5.3	5.3	5.3
152,5°	3.7	3.9	4.0	4.0	4.1	4.2	4.3	4.3	4.3	4.3	4.5	4.6	4.6
155,0°	2.9	3.0	3.0	3.2	3.3	3.3	3.3	3.4	3.5	3.6	3.6	3.6	3.6
157,5°	2.1	2.2	2.3	2.3	2.3	2.3	2.3	2.3	2.3	2.3	2.5	2.6	2.6
160,0°	1.7	1.7	1.7	1.7	1.7	1.7	1.7	1.7	1.7	1.7	1.7	1.7	1.7
162,5°	1.7	1.4	1.6	1.5	1.5	1.3	1.4	1.3	1.3	1.3	1.3	1.3	1.3
165,0°	1.3	1.3	1.3	1.3	1.3	1.3	1.3	1.3	1.3	1.3	1.3	1.3	1.3
167,5°	1.3	1.3	1.4	1.3	1.6	1.3	1.3	1.3	1.3	1.3	1.3	1.3	1.3
170,0°	1.3	1.3	1.3	1.3	1.3	1.3	1.3	1.3	1.3	1.2	1.3	1.3	1.3
172,5°	0.0	0.0	0.0	0.0	0.0	0.0	0.0	0.0	0.0	0.0	0.0	0.0	0.0
175,0°	0.0	0.0	0.0	0.0	0.0	0.0	0.0	0.0	0.0	0.0	0.0	0.0	0.0
177,5°	0.0	0.0	0.0	0.0	0.0	0.0	0.0	0.0	0.0	0.0	0.0	0.0	0.0
180,0°	0.0	0.0	0.0	0.0	0.0	0.0	0.0	0.0	0.0	0.0	0.0	0.0	0.0

Photometric test report

Family DL 11 iQ	Order number: 5XA5565EF14H000022 EAN: 4058352955840	LP number 59403_44
Table of values for luminous intensities		Maximum luminous intensity
		siteco

C-planes	65° 115°	70° 110°	75° 105°	80° 100°	85° 95°	90°	185° 355°	190° 350°	195° 345°	200° 340°	205° 335°	210° 330°	215° 325°
γ	Luminous intensity in cd/klm												
115,0°	9.3	9.3	9.3	9.3	9.3	9.3	8.6	8.4	8.0	7.6	7.3	7.0	6.7
117,5°	9.3	9.3	9.3	9.3	9.3	9.3	8.5	8.3	7.9	7.6	7.3	7.0	6.7
120,0°	8.9	9.2	9.2	9.3	9.2	9.3	8.4	8.3	7.9	7.6	7.3	7.0	6.6
122,5°	8.9	8.9	8.9	8.9	8.9	8.9	8.3	8.0	7.8	7.5	7.2	6.9	6.6
125,0°	8.6	8.6	8.7	8.8	8.7	8.6	7.9	7.8	7.6	7.3	7.1	6.9	6.5
127,5°	8.4	8.3	8.5	8.6	8.6	8.5	7.8	7.6	7.4	7.3	6.9	6.7	6.4
130,0°	8.3	8.3	8.3	8.3	8.3	8.3	7.5	7.3	7.1	6.9	6.6	6.4	6.1
132,5°	7.9	7.9	7.9	7.9	7.9	7.9	7.0	6.9	6.7	6.4	6.3	6.0	5.8
135,0°	7.6	7.6	7.6	7.6	7.6	7.6	6.6	6.4	6.3	6.0	5.9	5.6	5.5
137,5°	7.3	7.3	7.3	7.3	7.3	7.3	6.3	6.0	5.9	5.6	5.5	5.3	5.1
140,0°	6.9	6.9	6.9	6.9	6.9	6.9	5.9	5.6	5.6	5.3	5.2	5.0	4.9
142,5°	6.6	6.6	6.6	6.6	6.6	6.6	5.6	5.3	5.3	5.0	4.9	4.8	4.6
145,0°	6.3	6.3	6.3	6.3	6.3	6.3	5.3	5.0	5.0	4.7	4.6	4.6	4.3
147,5°	5.9	5.9	5.9	5.9	5.9	5.9	4.7	4.6	4.6	4.3	4.3	4.1	4.0
150,0°	5.3	5.3	5.3	5.4	5.6	5.3	4.3	4.0	4.0	3.9	3.6	3.6	3.5
152,5°	4.6	4.6	4.6	4.6	4.6	4.6	3.6	3.5	3.3	3.3	3.0	3.0	2.9
155,0°	3.6	3.6	3.6	3.6	3.6	3.6	2.7	2.6	2.6	2.3	2.3	2.3	2.3
157,5°	2.6	2.6	2.6	2.6	2.6	2.6	2.0	2.0	2.0	2.0	1.8	1.9	1.7
160,0°	1.7	1.7	1.8	1.8	1.8	1.7	1.7	1.7	1.7	1.6	1.6	1.7	1.4
162,5°	1.3	1.3	1.3	1.4	1.3	1.3	1.5	1.5	1.5	1.3	1.3	1.3	1.3
165,0°	1.3	1.3	1.3	1.3	1.3	1.3	1.3	1.4	1.3	1.3	1.3	1.3	1.3
167,5°	1.3	1.3	1.3	1.3	1.3	1.3	1.3	1.3	1.3	1.3	1.3	1.3	1.3
170,0°	1.2	1.2	1.3	1.3	1.3	1.3	1.2	1.3	1.3	1.3	1.3	1.3	1.3
172,5°	0.0	0.0	0.0	0.0	0.0	0.0	0.0	0.0	0.0	0.0	0.0	0.0	0.0
175,0°	0.0	0.0	0.0	0.0	0.0	0.0	0.0	0.0	0.0	0.0	0.0	0.0	0.0
177,5°	0.0	0.0	0.0	0.0	0.0	0.0	0.0	0.0	0.0	0.0	0.0	0.0	0.0
180,0°	0.0	0.0	0.0	0.0	0.0	0.0	0.0	0.0	0.0	0.0	0.0	0.0	0.0

Photometric test report

Family DL 11 iQ	Order number: 5XA5565EF14H000022 EAN: 4058352955840	LP number 59403_44
Table of values for luminous intensities		Maximum luminous intensity
		sITeco

C-planes	220° 320°	225° 315°	230° 310°	235° 305°	240° 300°	245° 295°	250° 290°	255° 285°	260° 280°	265° 275°	270°	Phi-zone	Total Phi-zone
γ	Luminous intensity in cd/klm											Luminous flux in lm/klm	
115,0°	6.4	6.0	5.7	5.4	5.0	4.6	4.3	4.1	3.9	3.6	3.6	1.9	981.0
117,5°	6.4	6.1	5.7	5.4	5.1	4.7	4.3	4.2	4.0	3.7	3.6	1.8	982.9
120,0°	6.4	6.0	5.7	5.4	5.1	4.8	4.5	4.2	4.0	3.7	3.8	1.8	984.7
122,5°	6.3	6.0	5.7	5.4	5.1	4.7	4.3	4.2	4.0	3.8	3.8	1.7	986.4
125,0°	6.3	5.9	5.6	5.4	5.0	4.6	4.5	4.3	4.0	3.8	3.8	1.6	988.0
127,5°	6.1	5.8	5.6	5.3	5.0	4.6	4.5	4.3	4.0	3.9	4.0	1.5	989.5
130,0°	5.9	5.6	5.4	5.1	4.8	4.6	4.3	4.1	4.0	3.8	4.0	1.4	991.0
132,5°	5.6	5.5	5.1	4.8	4.6	4.3	4.2	4.0	3.9	3.7	3.8	1.3	992.3
135,0°	5.3	5.1	5.0	4.6	4.3	4.1	4.0	3.7	3.6	3.5	3.6	1.2	993.5
137,5°	5.0	4.8	4.6	4.3	4.1	4.0	3.8	3.6	3.6	3.4	3.5	1.1	994.6
140,0°	4.6	4.6	4.3	4.1	4.0	3.7	3.6	3.4	3.3	3.3	3.3	1.0	995.6
142,5°	4.5	4.3	4.2	4.0	3.7	3.6	3.5	3.3	3.3	3.3	3.3	0.9	996.5
145,0°	4.3	4.0	4.0	3.9	3.6	3.5	3.4	3.2	3.2	3.3	3.3	0.8	997.3
147,5°	3.9	3.8	3.6	3.6	3.3	3.2	3.1	3.0	3.0	3.0	3.0	0.7	998.0
150,0°	3.3	3.3	3.0	3.0	2.7	2.6	2.6	2.4	2.3	2.3	2.3	0.6	998.5
152,5°	2.7	2.6	2.6	2.4	2.3	2.1	2.0	2.0	2.0	2.0	2.0	0.4	999.0
155,0°	2.2	2.1	2.0	2.0	1.7	1.7	1.7	1.7	1.7	1.7	1.7	0.3	999.3
157,5°	1.7	1.7	1.7	1.7	1.7	1.7	1.5	1.7	1.6	1.4	1.3	0.2	999.5
160,0°	1.7	1.7	1.7	1.6	1.3	1.3	1.3	1.3	1.3	1.3	1.3	0.1	999.7
162,5°	1.4	1.5	1.3	1.3	1.3	1.3	1.3	1.3	1.3	1.3	1.3	0.1	999.8
165,0°	1.3	1.3	1.3	1.3	1.3	1.3	1.3	1.3	1.3	1.3	1.3	0.1	999.9
167,5°	1.3	1.5	1.7	1.5	1.3	1.3	1.3	1.3	1.3	1.3	1.3	0.1	999.9
170,0°	1.3	1.3	1.3	1.3	1.3	1.3	1.3	1.3	1.3	1.3	1.3	0.1	1000.0
172,5°	0.0	0.0	0.0	0.0	0.0	0.0	0.0	0.0	0.0	0.0	0.0	0.0	1000.0
175,0°	0.0	0.0	0.0	0.0	0.0	0.0	0.0	0.0	0.0	0.0	0.0	0.0	1000.0
177,5°	0.0	0.0	0.0	0.0	0.0	0.0	0.0	0.0	0.0	0.0	0.0	0.0	1000.0
180,0°	0.0	0.0	0.0	0.0	0.0	0.0	0.0	0.0	0.0	0.0	0.0	0.0	1000.0

Photometric test report

Family DL 11 iQ	Order number: 5XA5565EF14H000022 EAN: 4058352955840	LP number 59403_44
--------------------	--	-----------------------

Dimming levels table	environmental temperature: 25°C	siteco
----------------------	---------------------------------	--------

Luminous flux %	Dimming level linear	Dimming level logarithmic	Luminous flux [lm]	Power consumption [W]	Power consumption [W]	Power consumption [W]
				start of lifetime	end of lifetime	average
100	254	254	1560	10.5	10.8	10.6
95	241	252	1480	10.0	10.3	10.2
90	229	250	1406	9.4	9.8	9.6
85	216	248	1327	8.9	9.2	9.0
80	203	246	1247	8.3	8.7	8.5
75	190	243	1167	7.8	8.1	8.0
70	178	241	1093	7.3	7.6	7.4
65	165	238	1013	6.9	7.1	7.0
60	152	235	934	6.4	6.6	6.5
55	140	232	860	5.9	6.1	6.0
50	127	229	780	5.4	5.6	5.5
45	114	225	700	5.0	5.2	5.1
40	102	221	626	4.6	4.7	4.6
35	89	216	547	4.1	4.3	4.2
30	76	210	467	3.7	3.8	3.8
28	72	208	442	3.5	3.7	3.6