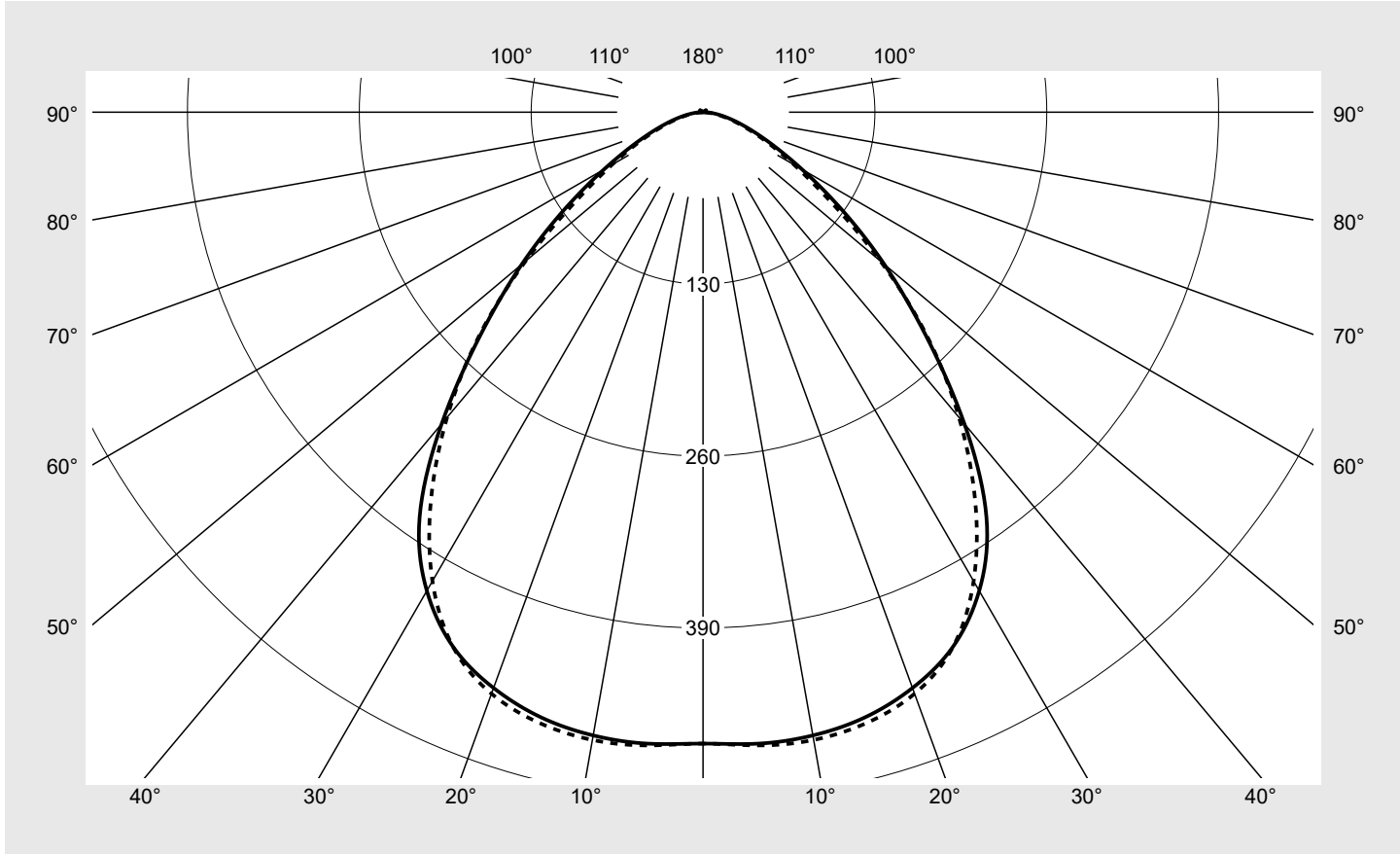


# Photometric test report

<b>Family</b> <b>Trunking Flex 31</b>	<b>Order number: 51RE12MA66B</b> <b>EAN: 4058352581896</b>	<b>LP number</b> <b>59302_60</b>
	<b>Version</b> primary light control with lens, transparent, PMMA, wide distribution <b>Lamps</b> LED 6500 K   CRI ≥ 80 <b>Controlgear</b> ECG Multilumen <b>Rated values</b> Net luminous flux = 6400 lm Power consumption = 40.0 W Luminous efficacy = 160 lm/W	<b>serial documentation</b> <b>27.03.2024</b>



**Luminous intensity in cd/klm** C180-0 C270-90 **Imax: 482 cd/klm**



Classifications	
DIN 5040	A 5 2
CIE	N1=64 N2=91 N3=98 N4=99 N5=100

Luminaire light output ratios	
$\eta_{LB}$	100.0%
$\phi_u$	99.1%
$\phi_o$	0.9%

Measurement conditions
DIN EN 13032 and DIN 5032

## Photometric test report

<b>Family</b> Trunking Flex 31	<b>Order number: 51RE12MA66B</b> <b>EAN: 4058352581896</b>	<b>LP number</b> 59302_60
<b>Table of values for luminous intensities</b>		<b>Maximum luminous intensity</b>
		<b>sITeco</b>

C-planes $\gamma$	0° 180°	15°	30°	45°	60°	75°	90° 270°	Phi-zone	Total Phi-zone
		165° 195° 345°	150° 210° 330°	135° 225° 315°	120° 240° 300°	105° 255° 285°			
Luminous intensity in cd/klm							Luminous flux in lm/klm		
0°	477.4	477.4	477.4	477.4	477.4	477.4	477.4	2.9	2.9
5°	479.2	479.4	476.1	476.9	477.7	479.1	480.6	22.8	25.7
10°	478.5	478.8	475.9	476.7	478.1	479.7	481.9	45.5	71.2
15°	473.7	474.6	472.3	472.8	474.3	476.3	478.1	67.3	138.5
20°	463.3	464.4	462.2	462.5	463.5	465.9	467.9	87.0	225.5
25°	446.5	446.1	441.7	442.3	444.6	445.0	446.7	102.9	328.5
30°	417.9	412.9	407.0	410.2	413.2	410.4	409.4	112.7	441.2
35°	373.8	365.6	358.8	365.1	368.4	362.5	359.0	114.6	555.7
40°	307.6	307.1	302.9	303.0	299.1	300.3	301.2	106.7	662.4
45°	238.0	232.2	241.2	229.3	232.4	226.8	239.9	90.5	752.9
50°	179.0	175.4	175.4	172.2	173.6	171.0	175.3	73.1	826.0
55°	127.6	127.0	119.9	124.4	123.4	123.3	117.8	55.4	881.5
60°	86.5	87.3	81.4	85.4	84.1	84.7	79.6	40.0	921.5
65°	57.4	58.2	54.6	57.2	56.0	56.8	53.2	28.0	949.5
70°	37.6	37.8	35.9	37.4	36.6	36.7	34.5	18.9	968.4
75°	23.7	23.8	22.9	23.5	22.9	22.8	21.3	12.2	980.6
80°	13.7	13.5	13.1	13.2	12.8	12.3	11.3	7.0	987.6
85°	6.4	6.2	5.9	5.7	5.2	4.6	4.0	3.0	990.6
90°	2.2	2.1	2.0	1.7	1.4	1.0	0.6	0.9	991.5
95°	1.8	1.7	1.7	1.5	1.2	0.8	0.5	0.7	992.2
100°	2.3	2.3	2.1	1.7	1.3	0.8	0.5	0.9	993.0
105°	2.1	2.1	2.0	1.7	1.3	0.7	0.5	0.8	993.9
110°	2.3	2.3	2.0	1.7	1.2	0.6	0.4	0.8	994.6
115°	2.2	2.1	1.9	1.7	1.1	0.7	0.5	0.7	995.4
120°	2.3	2.0	1.7	1.5	1.1	0.7	0.7	0.7	996.0
125°	2.7	2.1	1.8	1.4	1.0	0.7	0.7	0.7	996.7
130°	2.0	1.9	2.0	1.4	1.1	0.9	0.9	0.6	997.3
135°	2.0	1.9	1.8	1.5	1.2	1.2	1.2	0.6	997.9
140°	2.0	2.0	1.8	1.6	1.4	1.4	1.4	0.6	998.5
145°	2.1	2.0	1.9	1.7	1.6	1.6	1.6	0.6	999.1
150°	2.1	2.1	1.9	1.8	1.8	1.8	1.8	0.5	999.6
155°	1.9	1.9	1.8	1.8	1.8	1.8	1.8	0.4	1000.0
160°	0.0	0.0	0.0	0.0	0.0	0.0	0.0	0.0	1000.0
165°	0.0	0.0	0.0	0.0	0.0	0.0	0.0	0.0	1000.0
170°	0.0	0.0	0.0	0.0	0.0	0.0	0.0	0.0	1000.0
175°	0.0	0.0	0.0	0.0	0.0	0.0	0.0	0.0	1000.0
180°	0.0	0.0	0.0	0.0	0.0	0.0	0.0	0.0	1000.0

## Photometric test report

<b>Family</b> Trunking Flex 31	<b>Order number: 51RE12MA66B</b> <b>EAN: 4058352581896</b>	<b>LP number</b> 59302_60
-----------------------------------	---	------------------------------

<b>UGR-Table</b>	<b>Standard room</b>	<b>siteco</b>
------------------	----------------------	---------------

Reflection factor of ceiling	0.7	0.7	0.5	0.5	0.3	0.7	0.7	0.5	0.5	0.3	
Reflection factor of walls	0.5	0.3	0.5	0.3	0.3	0.5	0.3	0.5	0.3	0.3	
Reflection factor of floor	0.2	0.2	0.2	0.2	0.2	0.2	0.2	0.2	0.2	0.2	
Room dimensions	View crosswise (C0)					View endwise (C90)					
x	y										
2H	2H	22.0	23.5	22.4	23.8	24.1	22.1	23.6	22.4	23.9	24.2
	3H	22.5	23.8	22.9	24.1	24.5	22.6	23.9	22.9	24.2	24.6
	4H	22.6	23.9	23.0	24.2	24.6	22.7	24.0	23.1	24.3	24.7
	6H	22.7	23.9	23.1	24.2	24.6	22.8	23.9	23.2	24.3	24.7
	8H	22.8	23.8	23.2	24.2	24.6	22.9	23.9	23.3	24.3	24.7
	12H	22.8	23.8	23.2	24.2	24.6	22.9	23.8	23.3	24.2	24.7
4H	2H	22.3	23.5	22.7	23.9	24.2	22.3	23.6	22.7	23.9	24.3
	3H	22.8	23.9	23.3	24.3	24.7	22.9	24.0	23.4	24.4	24.8
	4H	23.1	24.0	23.5	24.4	24.8	23.2	24.1	23.6	24.5	24.9
	6H	23.2	24.0	23.7	24.4	24.9	23.3	24.1	23.8	24.5	25.0
	8H	23.3	24.0	23.7	24.4	24.9	23.4	24.1	23.8	24.5	25.0
	12H	23.3	23.9	23.8	24.4	24.9	23.4	24.0	23.9	24.5	25.0
8H	4H	23.1	23.9	23.6	24.3	24.8	23.2	23.9	23.7	24.4	24.9
	6H	23.3	23.9	23.8	24.4	24.9	23.4	24.0	23.9	24.5	25.0
	8H	23.4	23.9	23.9	24.4	24.9	23.5	24.0	24.0	24.5	25.0
	12H	23.5	23.9	24.0	24.4	24.9	23.5	24.0	24.0	24.5	25.0
12H	4H	23.1	23.8	23.6	24.2	24.7	23.2	23.9	23.7	24.3	24.8
	6H	23.3	23.8	23.9	24.3	24.9	23.4	23.9	23.9	24.4	25.0
	8H	23.4	23.9	23.9	24.4	24.9	23.5	23.9	24.0	24.4	25.0

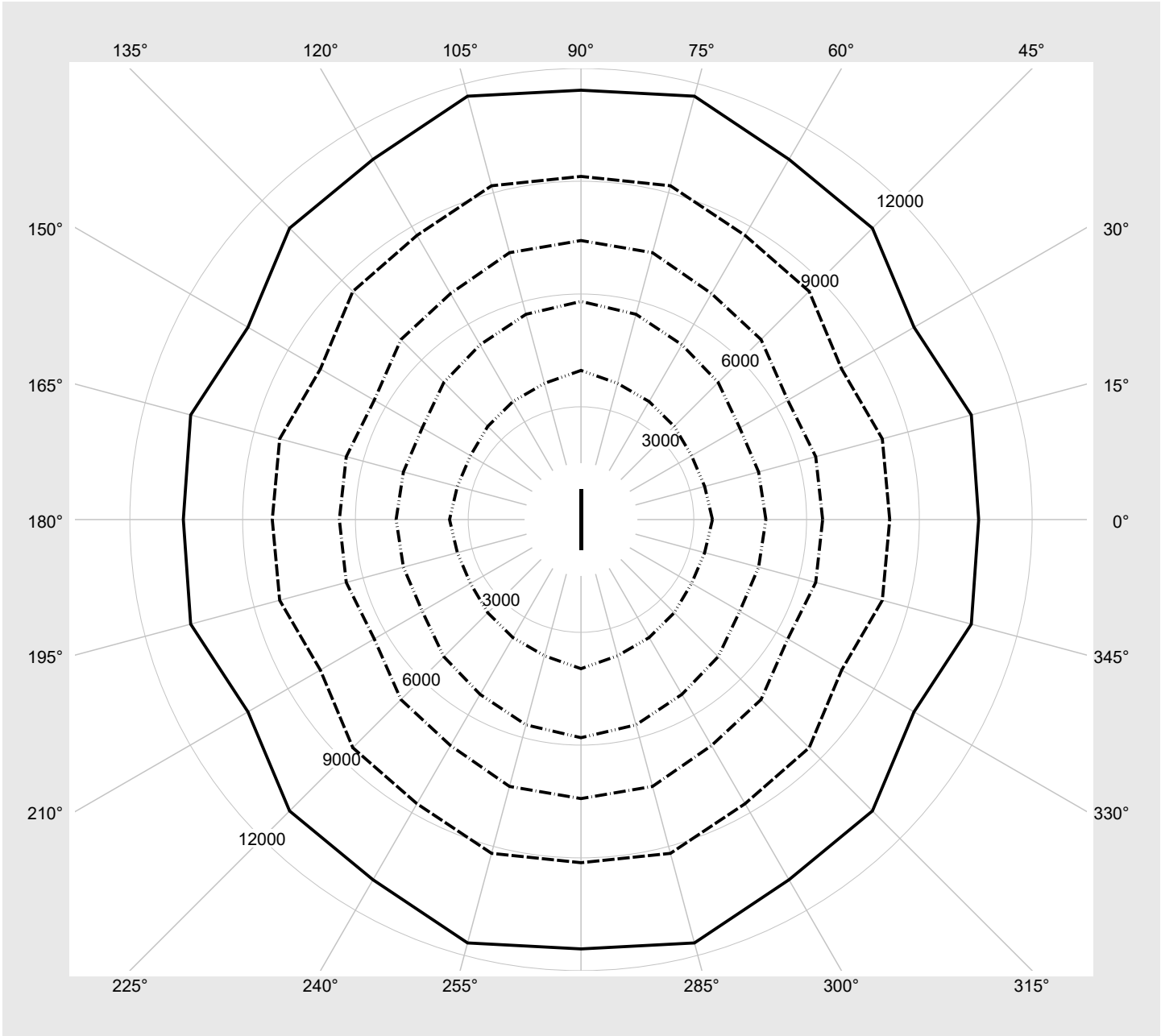
<b>Luminance table</b>	<b>Max. for <math>\gamma \geq 65^\circ</math></b>	<b>Photometric dimensions in mm:</b>	<b>L = 1146</b>	<b>H(C0) = 5</b>	<b>H(C180) = 5</b>
			<b>B = 61</b>	<b>H(C90) = 5</b>	<b>H(C270) = 5</b>

C-planes	$\gamma$	0°	15°	30°	45°	60°	75°	90°
			165°	150°	135°	120°	105°	
		180°	195°	210°	225°	240°	255°	270°
			345°	330°	315°	300°	285°	
		Luminance in cd/m <sup>2</sup>						
	45°	28476.5	27834.1	29097.8	27982.3	28800.1	28634.6	30927.4
	50°	23230.5	22800.9	22981.8	22865.8	23473.0	23645.5	24833.2
	55°	18236.3	18187.0	17325.7	18262.8	18514.7	18990.3	18684.8
	60°	13874.8	14038.3	13233.7	14143.1	14292.5	14855.6	14470.0
	65°	10578.1	10748.9	10229.8	10962.8	11064.8	11659.8	11421.7
	70°	8212.3	8297.9	8006.6	8583.6	8728.2	9192.8	9128.2
	75°	6428.0	6464.1	6350.7	6773.1	6942.1	7349.8	7422.7
	80°	4918.2	4891.1	4876.7	5159.8	5369.5	5653.7	5803.0
	85°	3497.0	3405.1	3396.8	3506.9	3624.6	3752.0	3967.1

**Photometric test report**


<b>Family</b> Trunking Flex 31	<b>Order number: 51RE12MA66B</b> <b>EAN: 4058352581896</b>	<b>LP number</b> 59302_60
-----------------------------------	---	------------------------------

**Luminance values in cd/m<sup>2</sup>**
γ 65°
γ 70°
γ 75°
γ 80°
γ 85°
siteco



### Photometric test report

<b>Family</b> <b>Trunking Flex 31</b>	<b>Order number: 51RE12MA66B</b> <b>EAN: 4058352581896</b>	<b>LP number</b> <b>59302_60</b>
--	---	-------------------------------------

<b>Multilumen Table</b>	environmental temperature: 25°C	
-------------------------	---------------------------------	---

DIP-Step	Switch Setting		Luminous flux [lm]	Power consumption [W]
	1	2		
3	ON	ON	6400	40.0
2	ON	OFF	5610	34.0
1	OFF	ON	4450	27.0
0	OFF	OFF	3300	20.0