


Order No.: 5MX21BD1W4A | **GTIN (EAN):** 4058352305348

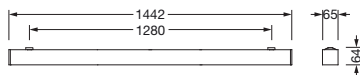
Product description: Silica,4950lm840,DA2,L1442,wh,surf



Silica®, office luminaire, of aluminium, light emission: direct distribution, primary light characteristic: symmetric, installation type: surface-mounted, LED, rated luminous flux: 4.950lm, luminous efficacy: 169lm/W, light colour: 840, colour temperature: 4000K, control gear: ECG DALI, with terminal, 3+2-pole, max. 2.5mm², mains connection: 230V, AC, 50/60Hz, rated input power: 29W, luminaire housing, of aluminium, traffic white (RAL 9016), length: 1.442mm, width: 65mm, height: 64mm, protection rating (complete): IP20, insulation class (complete): insulation class I (protective earthing), certification: CE, permissible operating ambient temperature: 0..+35°C, standard: EN 50419, packaging unit: 1 piece

IP 20  

Lamps:	LED
Wt. (kg):	3.6
GTIN (EAN):	4058352305348



Order No.: 5MX21BD1W4A | **GTIN (EAN):** 4058352305348

Detailed technical description: Silica,4950lm840,DA2,L1442,wh,surf



Key data

- Product type: office luminaire
- Product name: Silica®
- Order No.: 5MX21BD1W4A

Lighting technology | Lamps | Control gear

Component 1

Lighting technology:

- Beam angle: wide distribution
- Symmetry: symmetric
- Light emission: direct distribution
- UGR viewing direction along longitudinal luminaire axis: ≤ 19
- UGR viewing direction along lateral luminaire axis: ≤ 19

Lamps:

- Lamps: with LED
- Rated luminous flux: 4950lm
- Luminous efficacy: 169lm/W
- Colour temperature: 4000K
- Colour rendering index: CRI > 80
- Light colour: 840
- SDCM (Standard Deviation of Colour Matching): MacAdam ≤ 3 SDCM (initial)
- Rated input power: 29W

Operating device:

- Control gear: ECG DALI
- Control: DALI 2

Certificates, Standards

- Protection rating: IP20
- Insulation class: insulation class I (protective earthing)
- Temperature range (operation): 0..+35°C
- Standard: EN 50419
- Certification, designation: CE

Material, Colour

- luminaire housing: aluminium, traffic white (RAL 9016)
- Colour specification: traffic white (RAL 9016)

Mounting

- Mounting method, mounting location: surface-mounted, to the ceiling
- Arrangement: single arrangement

Electrical connection

- Connection: terminal, 3+2-pole, max. 2.5mm²
- Nominal voltage: 230V, 220..240V, 50/60Hz, AC

Dimensions, Weight


- Length: 1442mm
- Width: 65mm
- Height: 64mm
- Weight: 3.6kg

Service life

- Rated service life: 50000h (L85/B50) at AT = 25°C

Order No.: 5MX21BD1W4A | GTIN (EAN): 4058352305348

Dimensions: Silica,4950lm840,DA2,L1442,wh,surf



It is mandatory that the assembly instructions must be observed when planning and installing the electrical installation (to be found at www.siteco.de)

Tolerances related to thermal, electrical and photometric data according to IEC 62722

Issued 22.12.2023 - Modifications and errors subject to change - Ensure that you always use the latest version -

Order No.: 5MX21BD1W4A | **GTIN (EAN):** 4058352305348

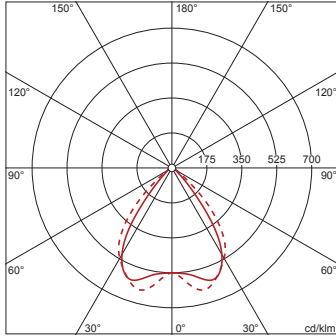
Planning data: Silica,4950lm840,DA2,L1442,wh,surf

5MX21BD1W4A: 1x LED

4058352305348

5MX21BD1W4A

LED 4000 K | CRI ≥ 80 ϕ_N 4950 lm



ϕ_d 100% ϕ_r 0%

Luminance values (cd/m²)

	C 0/180	C 90/270
L ₈₀	1073	1278
L ₇₀	1727	2144
L ₆₅	1968	2820

UGR 17.3 19

X 4H Y 8H ρ 70/50/20 S 0.25H

It is mandatory that the assembly instructions must be observed when planning and installing the electrical installation (to be found at www.siteco.de)

Tolerances related to thermal, electrical and photometric data according to IEC 62722

Issued 22.12.2023 - Modifications and errors subject to change - Ensure that you always use the latest version -