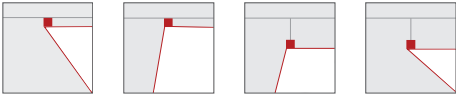


**Order No.:** 51TH3WDD46XA | **GTIN (EAN):** 4058352329764

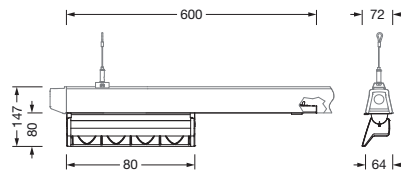
**Product description:** LicWW,LI,asy,WW,5270lm840,DA,bk



Licross Wallwasher, luminaire insert, of sheet steel, coil coated, jet black (RAL 9005), reflector, of aluminium section, jet black (RAL 9005), blank cover, of PC/ABS, black, length: 600mm, width: 72mm, LED rated luminous flux: 5.270lm, light colour: 840, SDCM (Standard Deviation of Colour Matching)MacAdam  $\leq 3$  SDCM (initial), control gear: DALI, control gear: ECG DALI, with plug, 5-pole, with phase selection, mains connection: 220..240V, AC/DC, 50/60Hz, rated input power: 45W, of plastic, silver coated, primary light characteristic: asymmetric, protection rating (complete): IP20, insulation class (complete): insulation class I (protective earthing), certification: CE, UKCA, packaging unit: 1 piece

IP 20  

Lamps:	LED
Wt. (kg):	1.5
GTIN (EAN):	4058352329764



**Order No.:** 51TH3WDD46XA | **GTIN (EAN):** 4058352329764

**Detailed technical description:** LicWW,LI,asy,WW,5270lm840,DA,bk



#### Key data

- Product type: luminaire insert
- Product name: Licross Wallwasher
- Order No.: 51TH3WDD46XA

#### Dimensions, Weight

- Length: 600mm
- Width: 72mm
- Weight: 1.5kg

#### Lighting technology | Lamps | Control gear

#### Service life

- Rated service life: 50000h (L80/B50) at AT = 25°C

#### Component 1

#### Lighting technology:

- Beam angle: wallwasher
- Symmetry: asymmetric distribution

#### Lamps:

- Lamps: with LED
- Rated luminous flux: 5270lm
- Luminous efficacy: 117lm/W
- Colour temperature: 4000K
- Colour rendering index: CRI > 80
- Light colour: 840
- SDCM (Standard Deviation of Colour Matching): MacAdam ≤ 3 SDCM (initial)
- Rated input power: 45W

#### Operating device:

- Control gear: ECG DALI
- Control: DALI

#### Certificates, Standards

- Protection rating: IP20
- Insulation class: insulation class I (protective earthing)
- Certification, designation: CE, UKCA

#### Material, Colour

- Licross LED insert: sheet steel, coil coated, jet black (RAL 9005)
- reflector: aluminium section, jet black (RAL 9005)
- blank cover: PC/ABS, black

#### Mounting

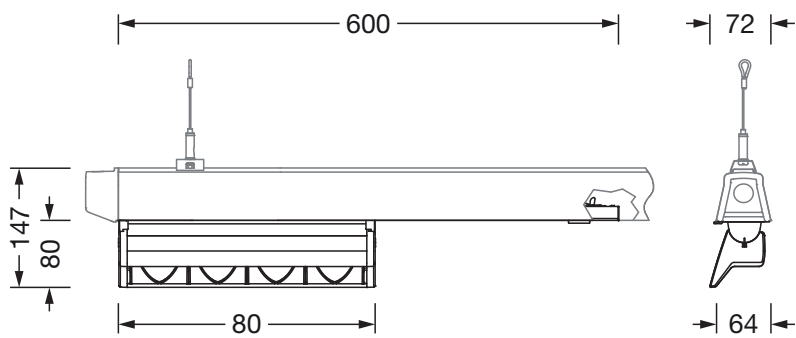
- Mounting method, mounting location: slip-in mounting, in the Licross trunking rail
- Supplement: only suitable for use in indoor areas

#### Electrical connection

- Connection: plug, 5-pole, with phase selection
- Nominal voltage: 220..240V, 50/60Hz, AC/DC

Order No.: 51TH3WDD46XA | GTIN (EAN): 4058352329764

Dimensions: LicWW,LI,asy,WW,5270lm840,DA,bk



It is mandatory that the assembly instructions must be observed when planning and installing the electrical installation (to be found at [www.siteco.de](http://www.siteco.de))  
Tolerances related to thermal, electrical and photometric data according to IEC 62722  
Issued 14.02.2026 - Modifications and errors subject to change - Ensure that you always use the latest version -

**Order No.:** 51TH3WDD46XA | **GTIN (EAN):** 4058352329764

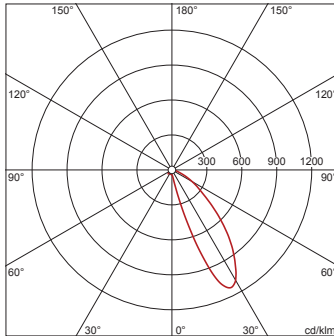
**Planning data:** LicWW,LI,asy,WW,5270lm840,DA,bk

**51TH3WDD46XA: 1x LED**

4058352329764

51TH3WDD46XA

LED 4000 K | CRI ≥ 80  $\phi_{\text{N}}$  5270 lm



$\phi_{\text{L}}$  100%  $\phi_{\text{T}}$  0%

Luminance values (cd/m<sup>2</sup>)

	C 0/180	C 90/270
L <sub>80</sub>	18816	1725
L <sub>70</sub>	39121	1840
L <sub>65</sub>	61831	2067

UGR 35.4 32.3

X 4H Y 8H  $\rho$  70/50/20 S 0.25H

It is mandatory that the assembly instructions must be observed when planning and installing the electrical installation (to be found at [www.siteco.de](http://www.siteco.de))

Tolerances related to thermal, electrical and photometric data according to IEC 62722

Issued 14.02.2026 - Modifications and errors subject to change - Ensure that you always use the latest version -