

Order No.: 51TH1W7D36XA | **GTIN (EAN):** 4058352329559


Product description: LicWW,LI,asy,WW,5030lm830,0/1,wh



Licross Wallwasher, luminaire insert, of sheet steel, galvanised, coil coated, traffic white (RAL 9016), reflector, of aluminium section, traffic white (RAL 9016), blank cover, of PC/ABS, white, length: 600mm, width: 72mm, LED rated luminous flux: 5.030lm, light colour: 830, SDCM (Standard Deviation of Colour Matching)MacAdam ≤ 3 SDCM (initial), control gear: ON/OFF, control gear: ECG, with plug, 3-pole, with phase selection, mains connection: 220..240V, AC/DC, 50/60Hz, rated input power: 45W, of plastic, silver coated, primary light characteristic: asymmetric, protection rating (complete): IP20, insulation class (complete): insulation class I (protective earthing), certification: CE, UKCA, packaging unit: 1 piece

IP 20  

Lamps:	LED
Wt. (kg):	1.5
GTIN (EAN):	4058352329559



Order No.: 51TH1W7D36XA | **GTIN (EAN):** 4058352329559

Detailed technical description: LicWW,LI,asy,WW,5030lm830,0/1,wh



Key data

- Product type: luminaire insert
- Product name: Licross Wallwasher
- Order No.: 51TH1W7D36XA

Lighting technology | Lamps | Control gear

Component 1

Lighting technology:

- Beam angle: wallwasher
- Symmetry: asymmetric distribution

Lamps:

- Lamps: with LED
- Rated luminous flux: 5030lm
- Luminous efficacy: 112lm/W
- Colour temperature: 3000K
- Colour rendering index: CRI > 80
- Light colour: 830
- SDCM (Standard Deviation of Colour Matching): MacAdam ≤ 3 SDCM (initial)
- Rated input power: 45W

Operating device:

- Control gear: ECG
- Control: ON/OFF

Certificates, Standards

- Protection rating: IP20
- Insulation class: insulation class I (protective earthing)
- Certification, designation: CE, UKCA

Material, Colour

- Licross LED insert: sheet steel, galvanised, coil coated, traffic white (RAL 9016)
- reflector: aluminium section, traffic white (RAL 9016)
- blank cover: PC/ABS, white

Mounting

- Mounting method, mounting location: slip-in mounting, in the Licross trunking rail
- Supplement: only suitable for use in indoor areas

Electrical connection

- Connection: plug, 3-pole, with phase selection
- Nominal voltage: 220..240V, 50/60Hz, AC/DC

Dimensions, Weight

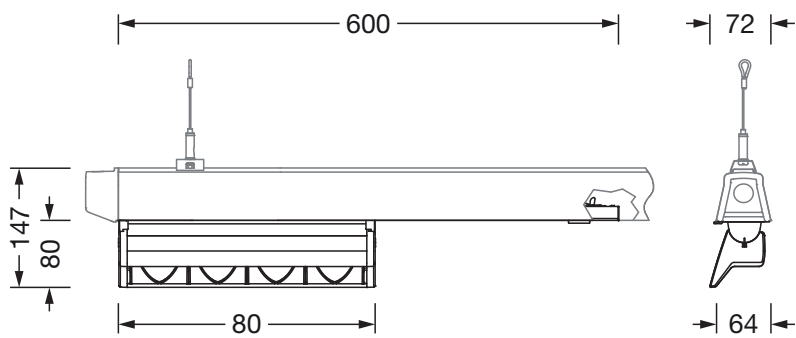
- Length: 600mm
- Width: 72mm
- Weight: 1.5kg

Service life

- Rated service life: 50000h (L80/B50) at AT = 25°C

Order No.: 51TH1W7D36XA | GTIN (EAN): 4058352329559

Dimensions: LicWW,LI,asy,WW,5030lm830,0/1,wh



It is mandatory that the assembly instructions must be observed when planning and installing the electrical installation (to be found at www.siteco.de)
Tolerances related to thermal, electrical and photometric data according to IEC 62722
Issued 14.02.2026 - Modifications and errors subject to change - Ensure that you always use the latest version -

Order No.: 51TH1W7D36XA | GTIN (EAN): 4058352329559

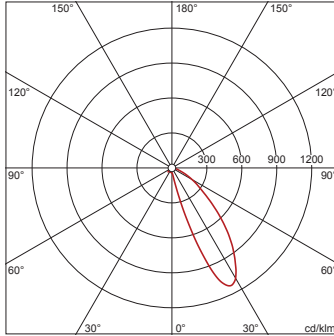
Planning data: LicWW,LI,asy,WW,5030lm830,0/1,wh

51TH1W7D36XA: 1x LED

4058352329559

51TH1W7D36XA

LED 3000 K | CRI \geq 80 ϕ_{H} 5030 lm



ϕ_{L} 100% ϕ_{T} 0%

Luminance values (cd/m²)

	C 0/180	C 90/270
L ₈₀	17960	1646
L ₇₀	37340	1756
L ₆₅	59016	1973

UGR 35.2 32.1

X 4H Y 8H ρ 70/50/20 S 0.25H

It is mandatory that the assembly instructions must be observed when planning and installing the electrical installation (to be found at www.siteco.de)

Tolerances related to thermal, electrical and photometric data according to IEC 62722

Issued 14.02.2026 - Modifications and errors subject to change - Ensure that you always use the latest version -