

Order No.: 5DP10C72V365 | GTIN (EAN): 4058352408438

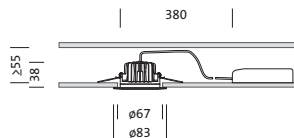
Product description: Lun40IP65,LED350lm830,ld/tr-edge,wh



Lunis 40 IP65, downlight, of PMMA, beam angle: 100°, light emission: direct distribution, LED rated luminous flux: 350lm, light colour: 830, control gear: ECG, mains connection: 220..240V, AC, 50/60Hz, housing, round, of aluminium, coated, traffic white (RAL 9016), diameter: 83mm, recess depth: 43mm, protection rating (complete): IP20, protection rating (on room side): IP65, insulation class (complete): insulation class II (safety insulation), certification: CE, permissible ambient temperature for indoor applications: -20..+40°C, packaging unit: 1 piece

IP 20  

Lamps:	LED
Wt. (kg):	0.2
GTIN (EAN):	4058352408438



Order No.: 5DP10C72V365 | GTIN (EAN): 4058352408438

Detailed technical description: Lun40IP65,LED350lm830,ld/tr-edge,wh



#### Key data

- Product type: downlight
- Product name: Lunis 40 IP65
- Order No.: 5DP10C72V365

#### Lighting technology | Lamps | Control gear

#### Component 1

#### Lighting technology:

- Beam angle: 100°
- Light emission: direct distribution

#### Lamps:

- Lamps: with LED
- Rated luminous flux: 350lm
- Luminous efficacy: 100lm/W
- Colour temperature: 3000K
- Colour rendering index: CRI > 80
- Light colour: 830
- SDCM (Standard Deviation of Colour Matching): MacAdam ≤ 5 SDCM (initial)
- Rated input power: 3.5W

#### Operating device:

- Control gear: ECG
- Control: lead./trail. edge ph. cut

#### Certificates, Standards

- Protection rating: IP20
- Protection rating (on room side): IP65
- Insulation class: insulation class II (safety insulation)
- Temperature range (operation): -20..+40°C
- Certification, designation: CE

#### Material, Colour

- housing: aluminium, coated, traffic white (RAL 9016), round

#### Mounting

- Mounting method, mounting location: recessed, in the ceiling
- Ø of ceiling cut-out: 67mm
- Arrangement: single arrangement

#### Electrical connection

- Nominal voltage: 220..240V, 50/60Hz, AC

#### Dimensions, Weight

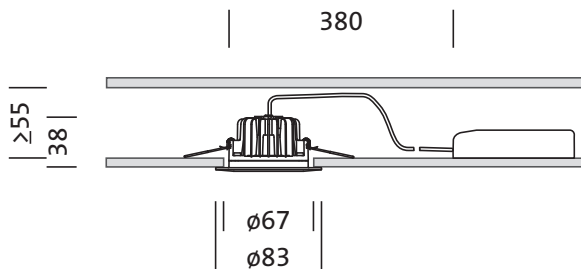
- Diameter: 83mm
- Height: 38mm
- Recess depth: 43mm
- Weight: 0.2kg

#### Service life

- Rated service life: 50000h (L70/B50) at AT = 25°C

Order No.: 5DP10C72V365 | GTIN (EAN): 4058352408438

Dimensions: Lun40IP65,LED350lm830,ld/tr-edge,wh



It is mandatory that the assembly instructions must be observed when planning and installing the electrical installation (to be found at [www.siteco.de](http://www.siteco.de))

Tolerances related to thermal, electrical and photometric data according to IEC 62722

Issued 26.02.2026 - Modifications and errors subject to change - Ensure that you always use the latest version -

Order No.: 5DP10C72V365 | GTIN (EAN): 4058352408438

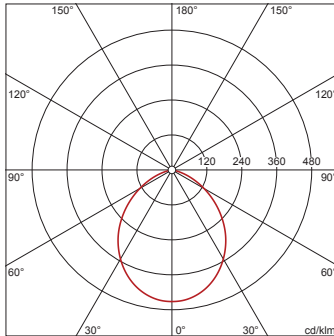
Planning data: Lun40IP65,LED350lm830,ld/tr-edge,wh

## 5DP10C72V365: 1x LED

4058352408438

5DP10C72V365

LED 3000 K | CRI  $\geq$  80  $\phi_{\text{W}}$  350 lm



$I_{\text{max}}$  452 cd/klm at  $\gamma$  0°

Luminance values (cd/m<sup>2</sup>)

C 0/180  
L<sub>80</sub> 10604  
L<sub>70</sub> 39589  
L<sub>65</sub> 51193

UGR 28.7 28.7  
X 4H Y 8H  $\rho$  70/50/20 S 0.25H

It is mandatory that the assembly instructions must be observed when planning and installing the electrical installation (to be found at [www.siteco.de](http://www.siteco.de))

Tolerances related to thermal, electrical and photometric data according to IEC 62722

Issued 26.02.2026 - Modifications and errors subject to change - Ensure that you always use the latest version -