


Order No.: 51MX14DA44WB | **GTIN (EAN):** 4058352907467

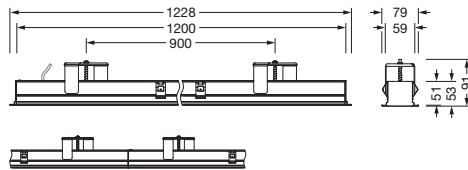
Product description: Sil21,ELD-Lbk,4320lm840,DA2,L1228,wh,rec



Silica® 21, office luminaire, primary light control with darklight reflector, of PMMA, black, light emission: direct distribution, primary light characteristic: asymmetric, installation type: recessed, LED, rated luminous flux: 4.320lm, luminous efficacy: 144lm/W, light colour: 840, colour temperature: 4000K, with terminal, 3+2-pole, max. 2.5mm², mains connection: 220..240V, AC, 50/60Hz, rated input power: 30W, luminaire housing, of aluminium, traffic white (RAL 9016), length: 1.228mm, width: 79mm, height: 53mm, protection rating (complete): IP20, insulation class (complete): insulation class I (protective earthing), certification: CE, permissible operating ambient temperature: 0..+35°C, standard: EN 50419, packaging unit: 1 piece

IP 20  

Lamps:	LED
Wt. (kg):	3.2
GTIN (EAN):	4058352907467



Order No.: 51MX14DA44WB | **GTIN (EAN):** 4058352907467

Detailed technical description: Sil21,ELD-Lbk,4320lm840,DA2,L1228,wh,rec



Key data

- Product type: office luminaire
- Product name: Silica® 21
- Order No.: 51MX14DA44WB

Lighting technology | Lamps | Control gear

Component 1

Lighting technology:

- Light control: darklight reflector of PMMA, black
- Beam angle: wallwasher
- Symmetry: asymmetric distribution
- Light emission: direct distribution

Lamps:

- Lamps: with LED
- Rated luminous flux: 4320lm
- Luminous efficacy: 144lm/W
- Colour temperature: 4000K
- Colour rendering index: CRI > 80
- Light colour: 840
- SDCM (Standard Deviation of Colour Matching): MacAdam ≤ 3 SDCM (initial)
- Rated input power: 30W

Operating device:

- Control: DALI 2

Certificates, Standards

- Protection rating: IP20
- Insulation class: insulation class I (protective earthing)
- Temperature range (operation): 0..+35°C
- Standard: EN 50419
- Certification, designation: CE

Material, Colour

- luminaire housing: aluminium, traffic white (RAL 9016)
- Colour specification: traffic white (RAL 9016)

Mounting

- Mounting method, mounting location: recessed, in the ceiling
- Arrangement: single arrangement

Electrical connection

- Connection: terminal, 3+2-pole, max. 2.5mm²
- Nominal voltage: 220..240V, 50/60Hz, AC

Dimensions, Weight

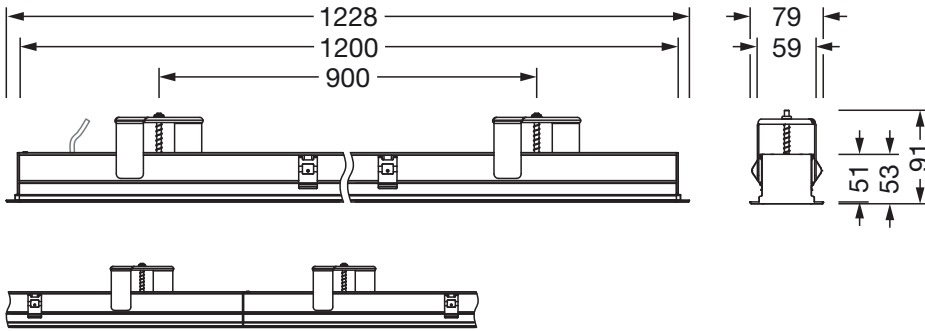
- Length: 1228mm
- Width: 79mm
- Height: 53mm
- Weight: 3.2kg

Service life

- Rated service life: 70000h (L80/B50) at AT = 25°C, 50000h (L85/B50) at AT = 25°C

Order No.: 51MX14DA44WB | GTIN (EAN): 4058352907467

Dimensions: Sil21,ELD-Lbk,4320Im840,DA2,L1228,wh,rec



It is mandatory that the assembly instructions must be observed when planning and installing the electrical installation (to be found at www.siteco.de)
Tolerances related to thermal, electrical and photometric data according to IEC 62722
Issued 08.05.2024 - Modifications and errors subject to change - Ensure that you always use the latest version -