


**Order No.:** 51MX10DC45WB | **GTIN (EAN):** 4058352907108

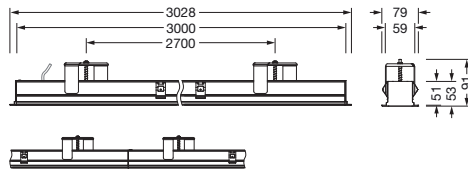
**Product description:** Sil21,opal,6000lm840,DA2,L3028,wh,rec



Silica® 21, office luminaire, primary optical cover: cover, of PMMA, opal, light emission: direct distribution, primary light characteristic: symmetric, installation type: recessed, LED, rated luminous flux: 6.000lm, luminous efficacy: 150lm/W, light colour: 840, colour temperature: 4000K, with terminal, 3+2-pole, max. 2.5mm<sup>2</sup>, mains connection: 220..240V, AC, 50/60Hz, rated input power: 40.1W, luminaire housing, of aluminium, traffic white (RAL 9016), length: 3.028mm, width: 79mm, height: 53mm, protection rating (complete): IP20, insulation class (complete): insulation class I (protective earthing), certification: CE, permissible operating ambient temperature: 0..+35°C, standard: EN 50419, packaging unit: 1 piece

IP 20  

Lamps:	LED
Wt. (kg):	6.0
GTIN (EAN):	4058352907108




It is mandatory that the assembly instructions must be observed when planning and installing the electrical installation (to be found at [www.siteco.de](http://www.siteco.de))

Tolerances related to thermal, electrical and photometric data according to IEC 62722

Issued 08.05.2024 - Modifications and errors subject to change - Ensure that you always use the latest version -

**Order No.:** 51MX10DC45WB | **GTIN (EAN):** 4058352907108

**Detailed technical description:** Sil21,opal,6000lm840,DA2,L3028,wh,rec



#### Key data

- Product type: office luminaire
- Product name: Silica® 21
- Order No.: 51MX10DC45WB

#### Lighting technology | Lamps | Control gear

##### Component 1

#### Lighting technology:

- Cover: cover, opal
- Beam angle: extremely wide distribution
- Symmetry: symmetric
- Light emission: direct distribution
- UGR viewing direction along longitudinal luminaire axis:  $\leq 22$
- UGR viewing direction along lateral luminaire axis:  $\leq 22$

#### Lamps:

- Lamps: with LED
- Rated luminous flux: 6000lm
- Luminous efficacy: 150lm/W
- Colour temperature: 4000K
- Colour rendering index: CRI > 80
- Light colour: 840
- SDCM (Standard Deviation of Colour Matching): MacAdam  $\leq 3$  SDCM (initial)
- Rated input power: 40.1W

#### Operating device:

- Control: DALI 2

#### Certificates, Standards

- Protection rating: IP20
- Insulation class: insulation class I (protective earthing)
- Temperature range (operation): 0..+35°C
- Standard: EN 50419
- Certification, designation: CE

#### Material, Colour

- luminaire housing: aluminium, traffic white (RAL 9016)
- Colour specification: traffic white (RAL 9016)
- Cover: cover of PMMA

#### Mounting

- Mounting method, mounting location: recessed, in the ceiling
- Arrangement: single arrangement

#### Electrical connection

- Connection: terminal, 3+2-pole, max. 2.5mm<sup>2</sup>
- Nominal voltage: 220..240V, 50/60Hz, AC

#### Dimensions, Weight

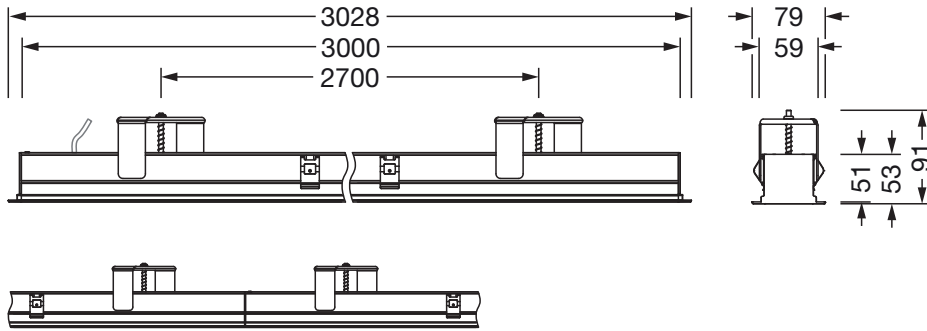
- Length: 3028mm
- Width: 79mm
- Height: 53mm
- Weight: 6.0kg

#### Service life

- Rated service life: 70000h (L80/B50) at AT = 25°C, 50000h (L85/B50) at AT = 25°C

Order No.: 51MX10DC45WB | GTIN (EAN): 4058352907108

Dimensions: Sil21,opal,6000lm840,DA2,L3028,wh,rec



It is mandatory that the assembly instructions must be observed when planning and installing the electrical installation (to be found at [www.siteco.de](http://www.siteco.de))  
Tolerances related to thermal, electrical and photometric data according to IEC 62722  
Issued 08.05.2024 - Modifications and errors subject to change - Ensure that you always use the latest version -