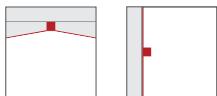


Order No.: 5PJDN11MC1G40B | **GTIN (EAN):** 4069025155955

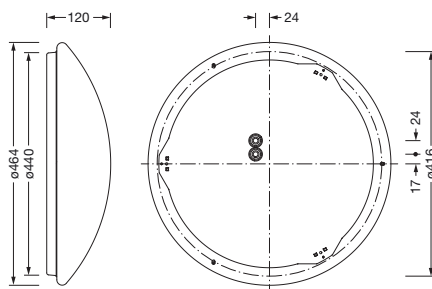
Product description: RON31,4700lm830/840,ML,PMMA,wh



Rondel 31, wall and ceiling luminaire, primary optical cover: enclosure, of PMMA, light emission: direct distribution, primary light characteristic: symmetric, installation type: surface-mounted, LED, rated luminous flux: 4.700lm, luminous efficacy: 121lm/W, light colour: 830/840, colour temperature: 3000/4000K, control gear: ON/OFF Multilumen, with terminal, 3-pole, max. 2.5mm², mains connection: 230V, AC, 50/60Hz, rated input power: 39W, luminaire housing, round, of steel, white, diameter: 464mm, height: 120mm, protection rating (complete): IP40, insulation class (complete): insulation class I (protective earthing), certification: CE, impact resistance: IK02, permissible operating ambient temperature: -20..+25°C, packaging unit: 1 piece

IP 40  

Lamps:	LED
Wt. (kg):	1.7
GTIN (EAN):	4069025155955



It is mandatory that the assembly instructions must be observed when planning and installing the electrical installation (to be found at www.siteco.de)

Tolerances related to thermal, electrical and photometric data according to IEC 62722

Issued 09.05.2025 - Modifications and errors subject to change - Ensure that you always use the latest version -

Order No.: 5PJDN11MC1G40B | **GTIN (EAN):** 4069025155955

Detailed technical description: RON31,4700lm830/840,ML,PMMA,wh



Key data

- Product type: wall and ceiling luminaire
- Product name: Rondel 31
- Order No.: 5PJDN11MC1G40B

Lighting technology | Lamps | Control gear

Component 1

Lighting technology:

- Cover: enclosure
- Beam angle: 120°
- Symmetry: symmetric distribution
- Light emission: direct distribution

Lamps:

- Lamps: with LED
- Rated luminous flux: 4700lm
- Luminous efficacy: 121lm/W
- Colour temperature: 3000/4000K
- Colour rendering index: CRI > 80
- Light colour: 830/840
- SDCM (Standard Deviation of Colour Matching): MacAdam ≤ 3 SDCM (initial)
- Rated input power: 39W
- Supplement: connected load according to luminous flux setting (25/27/29/31/33/35/37/39W), luminous flux adjustable on luminaire in eight steps (3000/3300/3500/3800/4000/4200/4500/4700lm)

Operating device:

- Control: ON/OFF Multilumen

Certificates, Standards

- Protection rating: IP40
- Insulation class: insulation class I (protective earthing)
- Impact resistance: IK02
- Temperature range (operation): -20...+25°C
- Certification, designation: CE

Material, Colour

- luminaire housing: steel, white, round
- Colour specification: white
- Cover: enclosure of PMMA

Mounting

- Mounting method, mounting location: surface-mounted, to the ceiling, to the wall
- Arrangement: single arrangement

Electrical connection

- Connection: terminal, 3-pole, max. 2.5mm²
- Nominal voltage: 230V, 50/60Hz, AC

Dimensions, Weight

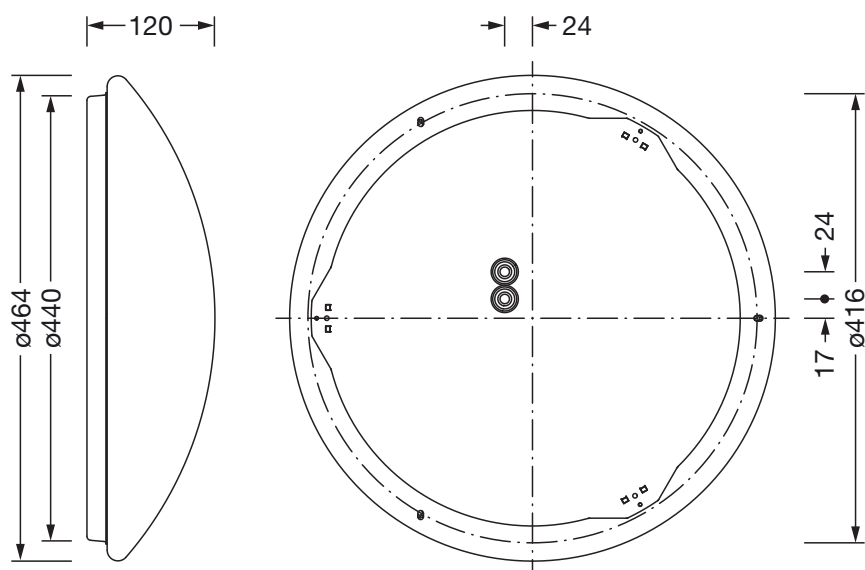
- Diameter: 464mm
- Height: 120mm
- Weight: 1.7kg

Service life

- Rated service life: 50000h (L80/B10) at AT = 25°C

Order No.: 5PJDN11MC1G40B | **GTIN (EAN):** 4069025155955

Dimensions: RON31,4700lm830/840,ML,PMMA,wh



It is mandatory that the assembly instructions must be observed when planning and installing the electrical installation (to be found at www.siteco.de)

Tolerances related to thermal, electrical and photometric data according to IEC 62722

Issued 09.05.2025 - Modifications and errors subject to change - Ensure that you always use the latest version -