


Lichttechnischer Prüfbefund

Familie
Licross® Recessed

Bestell-Nr.: 51TL12CN4CXL
EAN: 4058352210154

LP-Nummer
58689_7



Ausführung Abdeckung satiniert, breit strahlend, hoher Sehkomfort

Bestückung LED 4000 K | CRI ≥ 80

Betriebsgerät EVG-Multilumen CLOi

Bemessungswerte Nettolichtstrom = 12160 lm
Systemleistung = 68.8 W
Lichtausbeute = 176.7 lm/W

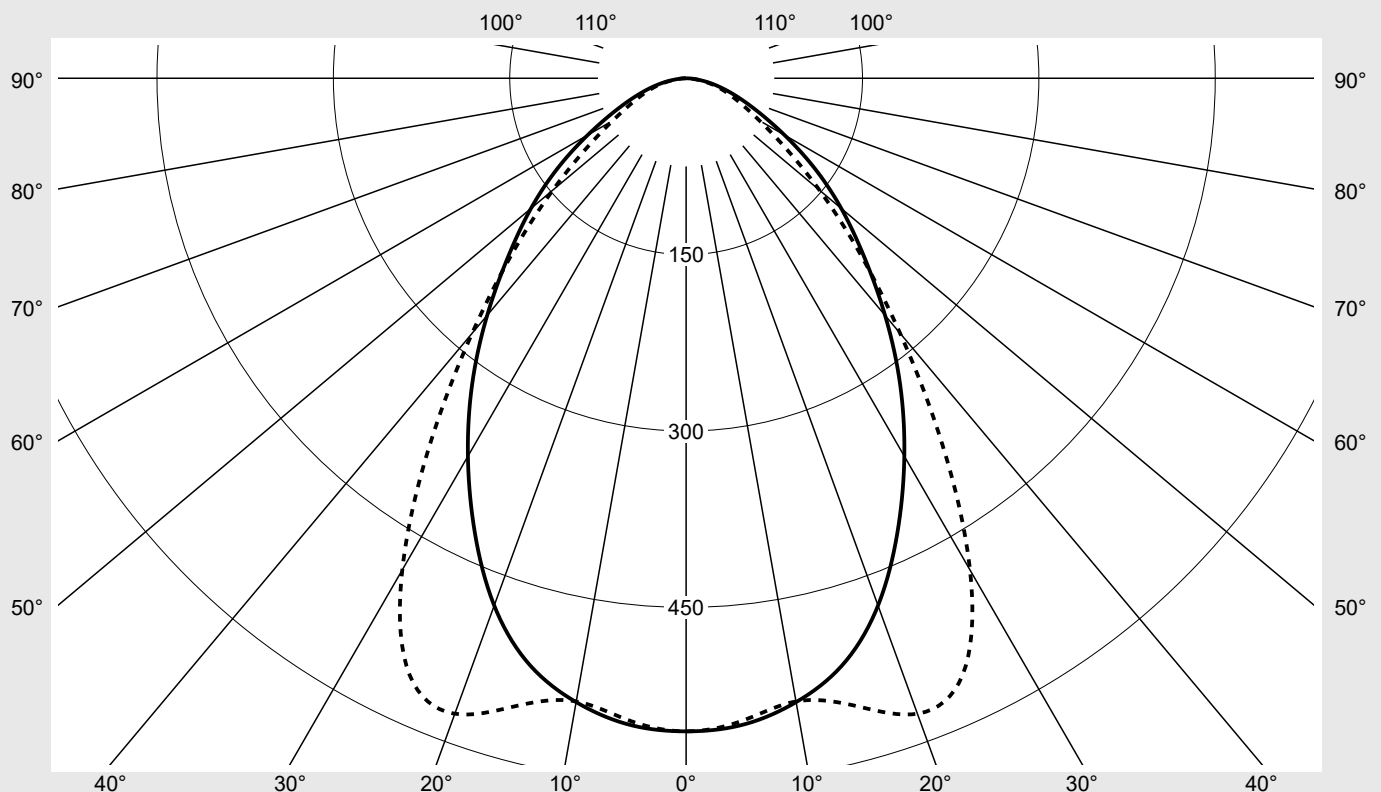
Seriendokumentation
15.11.2019

siteco

Lichtstärke in cd/klm

C180-0 **C270-90**

Imax: 575 cd/klm



Klassifizierungen

DIN 5040 A 5 0
CIE N1=66 N2=91 N3=98
N4=100 N5=100

Leuchtenbetriebswirkungsgrade

η_{LB} 100,0%
 ϕ_u 100,0%
 ϕ_o 0,0%

Messbedingungen

DIN EN 13032 und DIN 5032

Lichttechnischer Prüfbefund

| | | |
|--|---|------------------------------------|
| Familie Licross® Recessed | Bestell-Nr.: 51TL12CN4CXL EAN: 4058352210154 | LP-Nummer 58689_7 |
| Wertetabelle Lichtstärkemessung | | Maximale Lichtstärke |
| | | sITeco |

| C- Ebenen | 0° 180° | 15° | 30° | 45° | 60° | 75° | 90° 270° | Phi-Zone | Summe Phi-Zone |
|--------------|------------|-----------------------|----------------------|----------------------|----------------------|----------------------|-------------|----------------------|-------------------|
| | | 165° 195° 345° | 150° 210° 330° | 135° 225° 315° | 120° 240° 300° | 105° 255° 285° | | | |
| γ | | Lichtstärke in cd/klm | | | | | | Lichtstrom in lm/klm | |
| 0° | 555.4 | 555.4 | 555.4 | 555.4 | 555.4 | 555.4 | 555.4 | 3.3 | 3.3 |
| 5° | 551.9 | 549.3 | 545.0 | 546.0 | 548.1 | 548.0 | 548.5 | 26.2 | 29.5 |
| 10° | 538.7 | 535.0 | 528.7 | 529.1 | 532.7 | 535.9 | 538.2 | 50.8 | 80.3 |
| 15° | 515.9 | 510.9 | 504.6 | 513.1 | 530.5 | 544.7 | 552.3 | 74.2 | 154.5 |
| 20° | 477.2 | 471.4 | 470.1 | 497.6 | 537.0 | 563.7 | 575.1 | 95.8 | 250.2 |
| 25° | 425.5 | 419.5 | 426.9 | 469.4 | 521.2 | 548.6 | 558.0 | 111.1 | 361.3 |
| 30° | 371.2 | 364.3 | 378.4 | 421.3 | 459.9 | 477.2 | 482.9 | 115.5 | 476.8 |
| 35° | 317.2 | 309.8 | 328.6 | 357.7 | 367.8 | 374.7 | 379.7 | 109.4 | 586.2 |
| 40° | 263.2 | 255.5 | 280.4 | 291.4 | 277.2 | 277.7 | 283.1 | 97.2 | 683.4 |
| 45° | 213.7 | 204.0 | 230.1 | 230.5 | 202.8 | 200.2 | 207.0 | 82.5 | 765.9 |
| 50° | 172.3 | 160.2 | 177.2 | 176.6 | 149.6 | 143.3 | 148.0 | 67.7 | 833.6 |
| 55° | 133.3 | 121.6 | 126.4 | 129.1 | 111.8 | 101.0 | 103.0 | 53.0 | 886.6 |
| 60° | 96.7 | 87.9 | 85.2 | 90.2 | 83.1 | 71.0 | 72.1 | 39.7 | 926.3 |
| 65° | 67.7 | 61.0 | 56.3 | 61.1 | 60.5 | 50.8 | 52.1 | 29.0 | 955.3 |
| 70° | 46.9 | 41.7 | 36.5 | 40.2 | 42.1 | 36.4 | 38.1 | 20.6 | 975.8 |
| 75° | 30.9 | 26.7 | 22.6 | 25.0 | 27.1 | 24.7 | 26.6 | 13.7 | 989.5 |
| 80° | 17.8 | 14.8 | 12.0 | 13.1 | 14.7 | 14.1 | 15.6 | 7.7 | 997.1 |
| 85° | 6.6 | 5.4 | 4.4 | 4.8 | 5.3 | 5.4 | 5.9 | 2.9 | 1000.0 |
| 90° | 0.0 | 0.0 | 0.0 | 0.0 | 0.0 | 0.0 | 0.0 | 0.0 | 1000.0 |
| 180° | 0.0 | 0.0 | 0.0 | 0.0 | 0.0 | 0.0 | 0.0 | 0.0 | 1000.0 |

Lichttechnischer Prüfbefund

| | | |
|--|---|------------------------------------|
| Familie Licross® Recessed | Bestell-Nr.: 51TL12CN4CXL EAN: 4058352210154 | LP-Nummer 58689_7 |
|--|---|------------------------------------|

| | | |
|--------------------|---------------------|---------------|
| UGR-Tabelle | Standardraum | siteco |
|--------------------|---------------------|---------------|

| | | | | | | | | | | | |
|----------------------|-------------------------------------|------|------|------|------|---------------------------------------|------|------|------|------|------|
| Reflexionsgrad Decke | 0,7 | 0,7 | 0,5 | 0,5 | 0,3 | 0,7 | 0,7 | 0,5 | 0,5 | 0,3 | |
| Reflexionsgrad Wände | 0,5 | 0,3 | 0,5 | 0,3 | 0,3 | 0,5 | 0,3 | 0,5 | 0,3 | 0,3 | |
| Reflexionsgrad Boden | 0,2 | 0,2 | 0,2 | 0,2 | 0,2 | 0,2 | 0,2 | 0,2 | 0,2 | 0,2 | |
| Raumabmessungen | Blickrichtung quer zur Leuchte (C0) | | | | | Blickrichtung längs zur Leuchte (C90) | | | | | |
| x | y | | | | | | | | | | |
| 2H | 2H | 23,6 | 25,1 | 23,9 | 25,4 | 25,7 | 23,0 | 24,5 | 23,4 | 24,8 | 25,1 |
| | 3H | 24,3 | 25,6 | 24,7 | 26,0 | 26,3 | 23,6 | 24,9 | 24,0 | 25,3 | 25,6 |
| | 4H | 24,6 | 25,8 | 25,0 | 26,2 | 26,5 | 23,9 | 25,1 | 24,3 | 25,5 | 25,8 |
| | 6H | 24,8 | 25,9 | 25,2 | 26,3 | 26,7 | 24,1 | 25,2 | 24,5 | 25,6 | 26,0 |
| | 8H | 24,9 | 26,0 | 25,4 | 26,3 | 26,7 | 24,2 | 25,2 | 24,6 | 25,6 | 26,0 |
| 12H | 25,0 | 25,9 | 25,4 | 26,3 | 26,7 | 24,2 | 25,2 | 24,7 | 25,6 | 26,0 | |
| 4H | 2H | 23,9 | 25,1 | 24,3 | 25,5 | 25,8 | 23,5 | 24,7 | 23,9 | 25,0 | 25,4 |
| | 3H | 24,7 | 25,7 | 25,1 | 26,1 | 26,5 | 24,2 | 25,3 | 24,7 | 25,6 | 26,1 |
| | 4H | 25,1 | 26,0 | 25,5 | 26,4 | 26,8 | 24,6 | 25,5 | 25,0 | 25,9 | 26,3 |
| | 6H | 25,3 | 26,1 | 25,8 | 26,6 | 27,0 | 24,9 | 25,7 | 25,3 | 26,1 | 26,5 |
| | 8H | 25,4 | 26,2 | 25,9 | 26,6 | 27,1 | 25,0 | 25,7 | 25,4 | 26,1 | 26,6 |
| 12H | 25,5 | 26,1 | 26,0 | 26,6 | 27,1 | 25,0 | 25,7 | 25,5 | 26,1 | 26,6 | |
| 8H | 4H | 25,2 | 25,9 | 25,6 | 26,3 | 26,8 | 24,7 | 25,4 | 25,2 | 25,9 | 26,3 |
| | 6H | 25,5 | 26,1 | 26,0 | 26,5 | 27,0 | 25,1 | 25,7 | 25,6 | 26,1 | 26,6 |
| | 8H | 25,6 | 26,1 | 26,1 | 26,6 | 27,1 | 25,2 | 25,7 | 25,7 | 26,2 | 26,7 |
| | 12H | 25,7 | 26,1 | 26,2 | 26,6 | 27,2 | 25,3 | 25,7 | 25,8 | 26,2 | 26,8 |
| 12H | 4H | 25,2 | 25,8 | 25,7 | 26,3 | 26,7 | 24,7 | 25,3 | 25,2 | 25,8 | 26,3 |
| | 6H | 25,5 | 26,0 | 26,0 | 26,5 | 27,0 | 25,1 | 25,6 | 25,6 | 26,1 | 26,6 |
| | 8H | 25,6 | 26,1 | 26,1 | 26,6 | 27,1 | 25,2 | 25,7 | 25,7 | 26,2 | 26,7 |

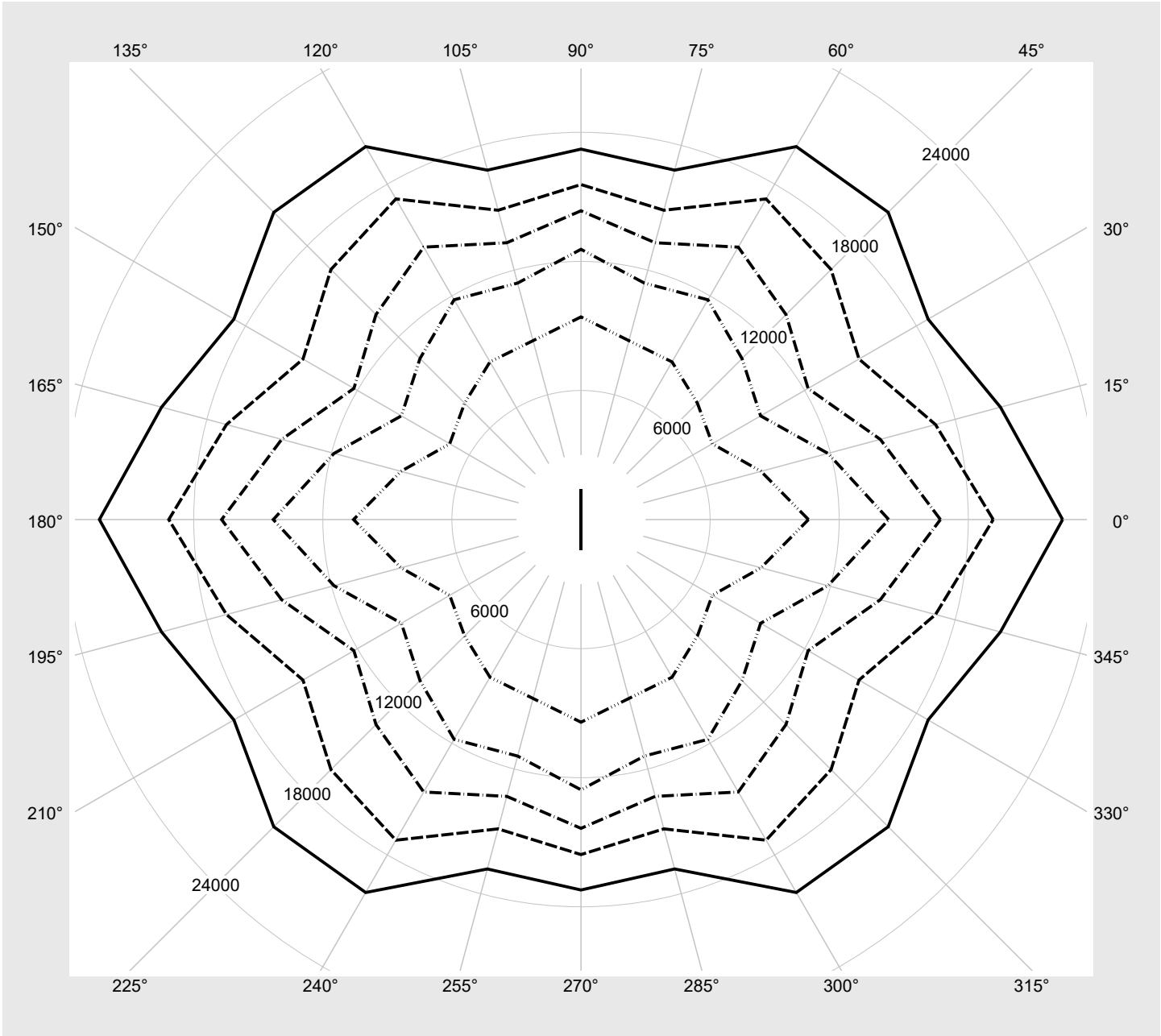
| | | | |
|------------------------------|---|---|----------------------------------|
| Leuchtdichten-Tabelle | Max. für $\gamma \geq 65^\circ$ | Lichttechnische Abmessungen in mm: | L = 1500 B = 58 |
|------------------------------|---|---|----------------------------------|

| C-Ebenen | γ | Leuchtdichte in cd/m ² | | | | | | |
|----------|----------|-----------------------------------|-----------------------------|-----------------------------|-----------------------------|-----------------------------|-----------------------------|-------------|
| | | 0° 180° | 15° 165° 195° 345° | 30° 150° 210° 330° | 45° 135° 225° 315° | 60° 120° 240° 300° | 75° 105° 255° 285° | 90° 270° |
| 45° | 45° | 42242.0 | 40321.2 | 45474.8 | 45554.4 | 40089.4 | 39567.5 | 40922.9 |
| 50° | 50° | 37459.0 | 34843.6 | 38535.4 | 38407.7 | 32531.3 | 31159.9 | 32180.6 |
| 55° | 55° | 32489.4 | 29621.2 | 30791.6 | 31453.0 | 27237.3 | 24619.2 | 25099.7 |
| 60° | 60° | 27024.0 | 24565.2 | 23824.9 | 25208.7 | 23238.7 | 19849.9 | 20143.9 |
| 65° | 65° | 22384.4 | 20183.4 | 18628.7 | 20195.3 | 20017.1 | 16814.4 | 17218.2 |
| 70° | 70° | 19160.0 | 17059.1 | 14920.6 | 16437.1 | 17208.7 | 14884.6 | 15572.4 |
| 75° | 75° | 16705.3 | 14402.1 | 12188.5 | 13475.4 | 14621.9 | 13320.9 | 14352.4 |
| 80° | 80° | 14303.1 | 11882.8 | 9639.5 | 10583.7 | 11796.7 | 11380.5 | 12561.3 |
| 85° | 85° | 10573.1 | 8661.5 | 7045.0 | 7651.2 | 8462.6 | 8608.6 | 9420.0 |

Lichttechnischer Prüfbefund

| | | |
|--|---|------------------------------------|
| Familie Licross® Recessed | Bestell-Nr.: 51TL12CN4CXL EAN: 4058352210154 | LP-Nummer 58689_7 |
|--|---|------------------------------------|

Leuchtdichten in cd/m² γ 65° γ 70° γ 75° γ 80° γ 85° **siteco**



Lichttechnischer Prüfbefund

| | | |
|-------------------------------------|---|------------------------------------|
| Familie Licross® Recessed | Bestell-Nr.: 51TL12CN4CXL EAN: 4058352210154 | LP-Nummer 58689_7 |
|-------------------------------------|---|------------------------------------|

| | | |
|---------------------------|---------------------------|---------------|
| Multilumen-Tabelle | Umgebungstemperatur: 25°C | siteco |
|---------------------------|---------------------------|---------------|

| DIP-Stufe | Schalterstellung | | | Lichtstrom [lm] | Systemleistung [W] | Systemleistung [W] Lebensdauerende | Systemleistung [W] Durchschnitt |
|-----------|------------------|---|---|--------------------|-----------------------|---------------------------------------|------------------------------------|
| | 1 | 2 | 3 | | | | |
| 1 | A | C | E | 12160 | 68.8 | 76.9 | 72.8 |
| 2 | A | C | F | 11090 | 62.1 | 69.3 | 65.7 |
| 3 | A | D | E | 10080 | 56.0 | 62.2 | 59.1 |
| 4 | A | D | F | 9050 | 49.9 | 55.2 | 52.6 |
| 5 | B | C | E | 8000 | 43.9 | 48.6 | 46.2 |
| 6 | B | C | F | 7020 | 38.4 | 42.2 | 40.3 |
| 7 | B | D | E | 6030 | 32.9 | 36.3 | 34.6 |
| 8 | B | D | F | 5040 | 27.5 | 30.0 | 28.8 |